

**JMU**<sup>®</sup>

F O O T B A L L  
**2014**



**JAMES MADISON**



**CONFERENCE TITLES**  
1999, 2004, 2008

**CURTIS KEATON**  
1999 Conference  
Offensive Player  
of the Year

**CHRIS MORANT**  
1999 Conference  
Defensive Player  
of the Year

**DERRICK LLOYD**  
2001 Conference Defensive  
Player of the Year  
2001 Buchanan Award Winner

**SCOTTY MCGEE**  
2008 Conference  
Specialist of the Year

**STEPHON ROBERTSON**  
2012 Conference  
Defensive Player  
of the Year

**RODNEY LANDERS**  
2008 Conference  
Offensive Player  
of the Year

**AKEEM JORDAN**  
2006 Conference Defensive  
Player of the Year  
CSN National Defensive  
Player of the Year

**TONY LeZOTTE**  
2005, 2007  
Conference Defensive  
Player of the Year





# 2014 JMU FOOTBALL



## Credits

James Madison University's 2014 football media guide was produced by JMU's Office of Athletics Communications. The publication was compiled and edited by JMU's athletics communications staff, led by John A. Martin, Kevin Warner, Devon Howard, Chris Brooks, Mike Prior, Nate Wise, Erik Zeberlein and Gary Michael. In-office design by Teresa Craig. Photography by the university's photography staff, Cathy Kushner (athletics). Additional photographs by several local professional photographers and the parents of several former players.

## Table of Contents

### Introduction/Media Information

Quick Facts / Call On Us	2
Area / JMU Maps	3
Athletics Communications	4
Media Covering JMU Football	4
Media Guidelines	5
Quick Look/Traditions	6

### 2014 Dukes

Numerical Roster	8-9
Pronunciation Guide	9
Alphabetical Roster	10-11
Player Profiles	12-40

### 2014 Coaching Staff

Coach Everett Withers	42-43
Assistant Coaches/Staff	44-57
It's Game Day	58

### 2014 Opponents

2014 Opponents	60-71
Versus 2014 Opponents	72-73
All-Time Opponents	74

### James Madison University

This Is JMU	76-79
JMU Historical Dates	80
President	81
Vice Presidents	81
Bridgeforth Stadium	82-83
Plecker Performance Center	84-85
Athletics Facilities	86-87
Strength & Conditioning	88-89
Athletics Director	90
Athletics Staff	91
Sports Medicine	92
Academic Advising	93
All About the Dukes	94

### Colonial Athletic Association Football

CAA Football	96
2013 CAA Football Standings/Honors	97
2013 Team Leaders	98-101
2013 Individual Leaders	102-106
2014 CAA Schedule	107
Division I Championship	108

### 2013 in Review

2013 Season Stats	110-113
2013 Game-By-Game	114-117
2013 Superlatives	115
2013 Game Summaries	118-129
The New JMU Sports.com	130

### History & Tradition

JMU's Pro Players	132-135
Program Tradition	136-139
2004 National Championship	140-142
Playoff History	143-147
College Football Hall of Fame	148
Honors & Awards	149-154
Lettermen	155-157
Individual Game Records	158-159
Individual Season Records	160
Individual Career Records	161
Team Game Records	162-163
Team Season Records	164-165
Top 10 Statistical Lists	166-169
Year-By-Year Leaders	170-173
All-Time Results	174-176
Stadium Records	177
Long Plays	178
Last Time It Happened	179
Composite Schedule	180



# QUICK FACTS/CALL ON US

## James Madison Quick Facts

Location .....	Harrisonburg, Virginia
Founded .....	1908
Enrollment.....	20,181
Nickname .....	Dukes
Colors .....	Purple (PMS 2685) and Gold (PMS 4515)
Conference.....	Colonial Athletic Association
President.....	Jonathan Alger
Senior Vice President for Administration and Finance.....	Charlie King

## Athletics Department

Director of Athletics .....	Jeff Bourne
Deputy A.D. ....	Geoff Polglase
Senior Associate A.D./Fundraising & External Development .....	David Biancamano
Associate A.D. ....	Kevin White
Associate A.D./Academics .....	Casey Carter
Associate A.D./Compliance/SWA .....	Jennifer Phillips
Assistant A.D./Sports Medicine .....	Tom Kuster
Assistant A.D./Tickets & Customer Relations .....	Mike Carpenter
Assistant A.D./Facilities & Events .....	Ty Phillips
Assistant A.D./Business Operations .....	Jeff Souder
Director of Equipment Room Operations .....	Chris Ouren
Sports Psychologist .....	Dr. Robert Harmison
Coordinator Special Projects/Personnel .....	Teresa Somma
Executive Assistant/Office Manager .....	Marcia Moshier
Administrative Assistant.....	Michelle Printz
Faculty Athletic Representative .....	Roger Soenksen

## Football Information

Head Coach .....	Everett Withers
Alma Mater, Year.....	Appalachian State, 1986
Record at James Madison/CAA Record (Years) .....	First Season
Career Record (Years) .....	7-6 (One Season)
Office Phone Number.....	540-568-7125
Assistant Coaches.....	John Bowers, Brad Davis, Drew Mehringer, Brandon Staley, Parker Fleming, Zak Kuhr, Jules Montinar, Steve Sisa, Antoine Smith
Special Assistant to the Head Coach .....	John Steicher
Football Strength Coach .....	Aaron Burkart
Assistant Football Strength Coach .....	Jake Patten
Football Equipment Manager .....	Pete Johnson
Assistant Football Equipment Manager.....	TBA
Football Operations Manager.....	Denise Lough
Football Office Administrative Assistant .....	Patty Dorfer
2013 Record/CAA .....	6-6 (3-5/8th of 10)
Offensive Formation .....	Multiple
Defensive Formation.....	3-4
Letterwinners Returning/Lost.....	41-25
Starters Returning/Lost (O/D/ST Returning) .....	14/12 (7/4/1)
Home Field (Capacity) .....	Bridgeforth Stadium/Zane Showker Field (24,877)
Surface .....	FieldTurf (2006)
Overall Record/Varsity Record (First Year of Play Overall) .....	262-202-4/258-193-3 (1972)
NCAA Championship Appearances.....	10 (1987, '91, '94, '95, '99, 2004, 2006, 2007, 2008, 2011)
FCS National Championships.....	1 (2004)
Last Post-Season Foe:.....	at No. 2 North Dakota State, (L, 26-14 - 12/3/11)
Post-Season Record: .....	9-9

## Athletics Communications

Assistant A.D.-Communications/FB Contact .....	John A. Martin
Office/Cell Phone.....	540-568-6154 / 540-476-1259
E-mail .....	martinja@jmu.edu
Assistant Director/Secondary Contact.....	Chris Brooks
Office Phone/Cell Phone .....	540-568-6154 / 540-271-2677
E-mail .....	brookscp@jmu.edu
Assistant Director .....	Devon Howard
Assistant Director.....	Jason Krech
Director of Athletics Web Operations and Community Relations .....	Kevin Warner
Multimedia Communications .....	Curt Dudley
Graphic Design .....	Teresa Craig
Photography Supervisor.....	Cathy Kushner
Assitant.....	Andrew Wilson
Office Fax .....	540-568-3703
Mailing Address.....	Athletics Communications
.....	MSC 0404, 380 University Boulevard, Harrisonburg, VA 22807
Web Site.....	www.JMUSports.com
Facebook / Twitter / Hashtag .....	JMU Dukes / @JMUSports / #JMUDukes

## Call on Us

### James Madison Key Football Athletics Staff

All University Numbers start with 540-568-  
(the last four are listed below)

### Athletics Administrators

Director of Athletics Jeff Bourne .....	5161
Deputy A.D. Geoff Polglase .....	6164
Associate A.D. Kevin White .....	6104
Associate A.D./Academics Casey Carter .....	6250
Sr. Assoc. A.D./Development David Biancamano. . .	2961
Associate A.D./Compliance/SWA Jennifer Phillips. . .	6248
Assistant A.D./Facilities & Events Ty Phillips .....	8810
Sports Psychologist Dr. Robert Harmison. . . . .	7347
Coordinator Special Projects Teresa Somma. . . . .	6164
Executive Assistant Marcia Moshier .....	5161
Administrative Assistant Michelle Printz .....	6164
Faculty Athletic Rep Dr. Roger Soenksen. . . . .	6025

### Football Staff

Head Coach Everett Withers .....	7125
Assistant Head Coach John Bowers .....	3655
Assistant Coach Brad Davis. . . . .	6078
Assistant Coach Drew Mehringer .....	6085
Assistant Coach Brandon Staley . . . . .	7699
Assistant Coach Parker Fleming . . . . .	6079
Assistant Coach Zak Kuhr . . . . .	3655
Assistant Coach Jules Montinar . . . . .	3655
Assistant Coach Steve Sisa . . . . .	6084
Assistant Coach Antoine Smith . . . . .	3654
Special Assistant to the Head Coach John Steicher . .	7125
Football Operations Manager Denise Lough. . . . .	6742
Administrative Assistant Patty Dorfer. . . . .	6517

### APC Strength and Conditioning (Football)

Director Aaron Burkart. . . . .	6081
Assistant Coach Jake Patten. . . . .	7340

### Football Equipment Staff

Equipment Manager Pete Johnson .....	6086
Assistant Manager TBA. . . . .	6086

### Sports Medicine Staff

Assistant A.D. Tom Kuster .....	3893
Team Physician Dr. Kent Diduch .....	6758
Associate Athletic Trainer Scott Cook .....	6576
(primary football athletic trainer)	
Associate Athletic Trainer Jon Kaltenborn .....	2973

### Ticket Office

Main Ticket Office. . . . .	3853
Ticket Office Fax. . . . .	3309
Assistant A.D. Mike Carpenter. . . . .	3831
Assistant Director Mike Hughes . . . . .	8193
Assistant Director Justin Zenz . . . . .	5233

### Football Stadium Phone

Press Box .....	6521
-----------------	------



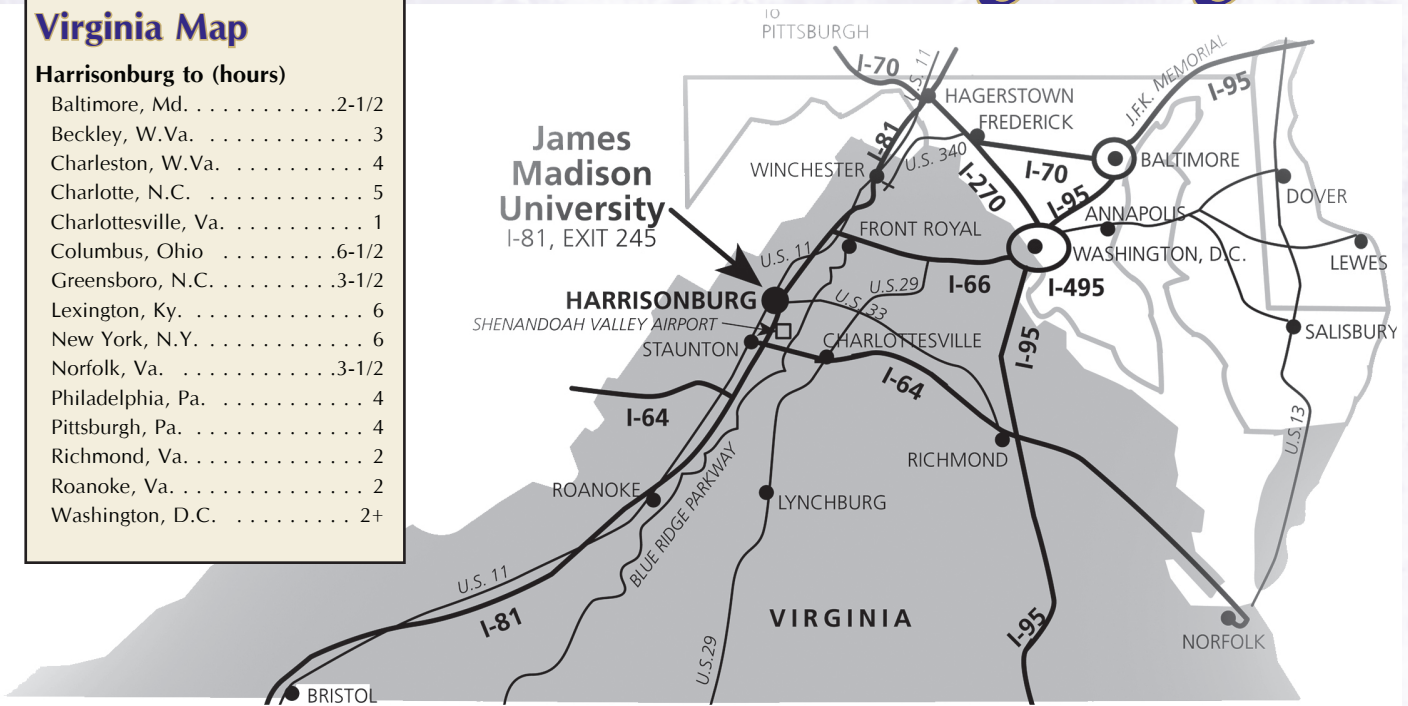
# AREA/JMU MAPS

## Harrisonburg, Virginia

### Virginia Map

#### Harrisonburg to (hours)

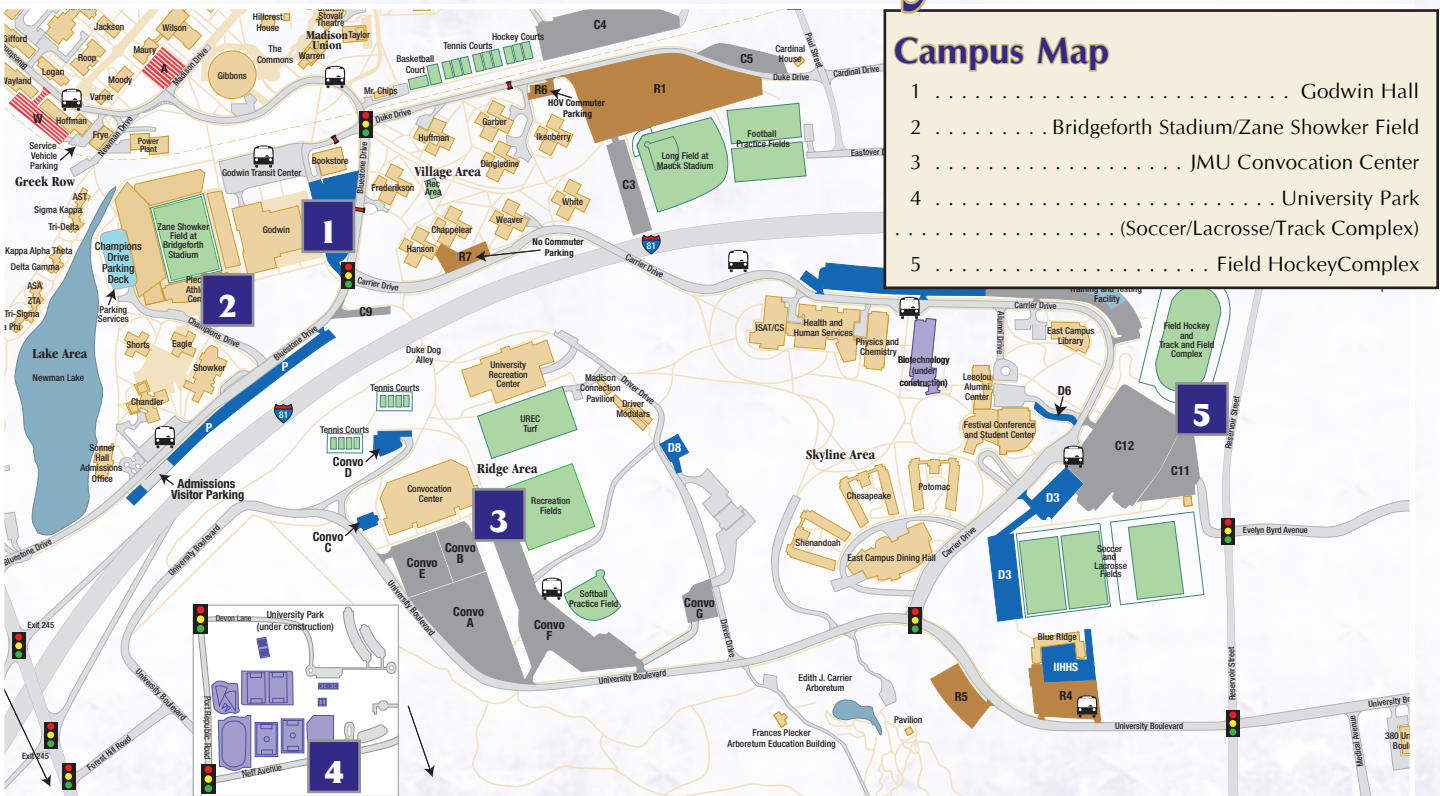
Baltimore, Md. . . . .	2-1/2
Beckley, W.Va. . . . .	3
Charleston, W.Va. . . . .	4
Charlotte, N.C. . . . .	5
Charlottesville, Va. . . . .	1
Columbus, Ohio . . . . .	.6-1/2
Greensboro, N.C. . . . .	3-1/2
Lexington, Ky. . . . .	6
New York, N.Y. . . . .	6
Norfolk, Va. . . . .	3-1/2
Philadelphia, Pa. . . . .	4
Pittsburgh, Pa. . . . .	4
Richmond, Va. . . . .	2
Roanoke, Va. . . . .	2
Washington, D.C. . . . .	2+



## James Madison University

### Campus Map

- 1 . . . . . Godwin Hall
- 2 . . . . . Bridgeforth Stadium/Zane Showker Field
- 3 . . . . . JMU Convocation Center
- 4 . . . . . University Park  
(. . . . . Soccer/Lacrosse/Track Complex)
- 5 . . . . . Field Hockey Complex






# ATHLETICS COMMUNICATIONS

## JMU Athletics Communications



John Martin



Kevin Warner




Curt Dudley



Chris Brooks



Devon Howard



Jason Krech



Teresa Craig



Cathy Kushner



Andrew Wilson

Assistant A.D. for Communications/Football Contact ..... John A. Martin (martinja@jmu.edu) ...  
Office Phone / Cell Phone.....540-568-6514 / 540-476-1259  
Assistant Director/Secondary Contact .....Chris Brooks (brookscp@jmu.edu)

Dir. Athletics Web Operations/Community Relations ..... Kevin Warner (warnerka@jmu.edu)  
Dir. Multimedia Communications..... Curt Dudley (dudleycm@jmu.edu)  
Assistant Director.....Devon Howard (howardbd@jmu.edu)  
Assistant Director..... Jason Krech (krechjb@jmu.edu)  
Assistant ..... Andrew Wilson (wilso3aj@jmu.edu)  
Graphic Design ..... Teresa Craig (craigtd@jmu.edu)  
Athletics Photography Supervisor..... Cathy Kushner (kushnecs@jmu.edu)

Office FAX ..... 540-568-3703  
Mailing Address..... MSC 0404  
.....380 University Boulevard  
.....Harrisonburg, VA 22807  
Web Site..... www.JMUSports.com

## How To Get JMU Football Information

- ◆ The James Madison Athletics Communications Office  
Football Contact: John A. Martin..... 540-568-6154  
Asst. Football Contact: Chris Brooks ..... 540-568-6154  
Office Fax..... 540-568-3703

- ◆ The Internet:  
Head to the World Wide Web to get all of the latest James Madison Athletics Information, including up-to-date football statistics and game notes, at:

**www.JMUSports.com**

## Media Covering JMU Football

### NEWSPAPERS, PUBLICATIONS & WIRE SERVICES

#### Daily News-Record (dnronline.com)

Office Phone ..... 540-574-6260  
Chris Simmons, Sports Editor ..... csimmons@dnronline.com  
Matt Jones ..... mjones@dnronline.com

#### The Breeze

Office Phone ..... 540-568-6127  
..... breezesports@gmail.com  
..... breezesports2@gmail.com

#### Staunton News-Leader (newsleader.com)

Hubert Grim ..... hgrimiii@newsleader.com  
..... 540-885-7281

#### Associated Press

Hank Kurz ..... hkurz@ap.org

#### Richmond Times-Dispatch (timesdispatch.com)

Sports Department ..... tdsports@timesdispatch.com  
..... 804-649-6554  
Tim Pearrell ..... TPearrell@timesdispatch.com  
..... 804-690-8195  
John O'Connor ..... joconnor@timesdispatch.com  
..... 804-649-6233

#### Roanoke Times (roanoke.com)

Steve Hemphill ..... steven.hemphill@roanoke.com  
..... sports@roanoke.com  
..... 540-981-3222

#### Others

Chris Graham ..... freepress2@ntelos.net  
..... 540-949-6574  
Dennis Jackson ..... valleyhit@yahoo.com  
Nick Matthews ..... sports@dailypress.com  
..... 757-247-4962  
Steve DeShazo ..... sdeshazo@freelancestar.com  
..... 540-374-5443  
*Northern Virginia Daily* ..... sports@nvdaily.com  
Tommy Keeler ..... tkeeler@nvdaily.com  
..... 800-296-5137  
Jerry Ratcliffe ..... jratcliffe@dailyprogress.com  
..... 434-978-7251  
*Washington Post* ..... sports@washpost.com  
..... 202-334-7350  
*The News Gazette* ..... sports@thenews-gazette.com  
..... 540-463-3113  
Robert Sisk ..... rsisk@newsvirginian.com  
..... 540-932-3568  
*Virginian Pilot* ..... sports@pilotonline.com  
..... 757-446-2314

## Television

#### WHSV-TV - Harrisonburg (whsv.com)

..... 540-433-9191  
David DeGuzman ..... david.deguzman@whsv.com

#### NBC-29 - Charlottesville (nbc29.com)

..... 434-220-2900  
Marty Hudtloff ..... mhudtloff@nbc29.com

#### CBS-19/ABC-16 - Charlottesville (newsplex.com)

..... 434-220-7522  
Damon Dillman ..... damon.dillman@newsplex.com

#### NBC-12-Richmond (nbc12.com)

..... 804-230-2612  
Matt Lincoln ..... mlincoln@nbc12.com  
Marc Davis ..... mdavis@nbc12.com

## Radio

Mike Schikman ..... mschikman@valleyradio.com  
..... 540-434-0331



# MEDIA GUIDELINES

The 2014 James Madison University football media guide is designed to assist the media with its coverage of James Madison football. Additional information, statistics and photographs may be acquired by contacting John A. Martin (martinja@jmu.edu) in the JMU Athletics Communications Office, MSC 0404, 380 University Boulevard, Harrisonburg, VA, 22801.

## Press Credentials

Requests for working press space must be made in writing at least one week before the date of the home contest to the James Madison Athletics Communications Office. The request should be made in writing via e-mail by the sports director of the newspaper, magazine, radio or television outlet wishing to send reporter(s) and/or photographer(s) to the game. Confirmation of the request will be made by James Madison Athletics Communications personnel. Press credentials WILL NOT be issued to spouses, friends or children, in accordance with the working code of the College Sports Information Directors of America and the Football Writers Association of America. The press box is a working area and cheering will be grounds for removal.

All requests for seating for a JMU home football game must be submitted by Thursday at noon to assure a seat in the press box, as our staff puts together the seating chart on Thursday afternoon.

## Photographers

Photographers are issued similar credentials to press box media, though any media representatives working at field level must check in at the press box for a vest allowing access. Due to HIPAA regulations, we ask all photographers, both television and print, not to photograph any injury evaluations done in the bench/sidelines area. Additionally, per the credential policy, there is no selling of game photos taken by media members without the express written agreement from James Madison University.

## Parking

Media parking is located in the Champions Drive Parking Deck, Tunnel Lot (C9 Lot) and R1 Lot near the old baseball stadium. Season media members will be issued season parking passes. Single-game parking passes should be requested with media passes and will need to be requested at least a week in advance to allow arrival prior to the game. If a single-game press pass is left at the Will Call window, parking arrangements are the responsibility of the media member. There is no "Will Call" list for parking for credentials requested less than a week in advance, as media parking is limited.

## Entering Bridgeforth Stadium

Press credentials can be picked up in the James Madison Athletics Communications Office on or after Wednesday during the week of a home contest. If credentials are requested and approved, they will only be mailed if the request is granted at least two weeks prior to game. Any credentials not picked up will be left at the Will Call window at the south end of the stadium near Gate A.

## Field Access

Field access for media is limited at JMU. For video, photo and radio media (no writers allowed sideline), you are required to show your media credential and sign in at the desk in the press box to obtain a media vest that provides sideline access and access to the closer white dotted lines starting at the 25-yard line to the end zones. Vested media are allowed to move behind the dotted line behind the benches but no images are allowed from those positions and no filming or photography of injury evaluations are allowed in compliance with HIPAA. We ask that you return the vest to the same desk post game.

## Radio

James Madison football can be heard live on the JMU/nTelos Wireless Sports Network and on the Internet at [www.JMUSports.com](http://www.JMUSports.com).

## Visiting Radio

Visiting radio stations have a separate booth on the top floor in the press box at Bridgeforth Stadium. Visitors receive one reciprocal phone line for their game broadcasts. Should more lines or ISDN be needed, please contact John Martin for arrangements at least three weeks prior to the game.

## Media Information

The James Madison Athletics Communications staff will provide game programs, flip cards, game notes and updated cumulative statistics for both teams to credentialed media prior to all games. Statistical summaries, play-by-play sheets and updated scores from around the country will be distributed throughout the game and will be available at the conclusion of the contest.

Media members will be provided with a pre-game meal at least an hour prior to the game, while water and soft drinks will be available throughout the game.

## Interview Policy (Game Day)

James Madison's post-game interviews will be conducted in the press box at Bridgeforth Stadium and live streamed on MadiZONE HD SportsNet. Following the 10-minute NCAA-mandated cooling off period, the visiting head coach and requested/approved players will be brought to the press box for the press conference. After that, the requested/approved JMU players will be brought to the press box for the press conference, followed by Head Coach Everett Withers. No individual interviews for JMU after the game, outside of for live TV broadcasts previously agreed upon, will be allowed without the expressed written permission of JMU Athletics.

The James Madison locker room is closed to the media, so please see a member of the athletics communications/sports information staff from either James Madison or the visiting institution about post-game player interview requests.

## Telephone/Internet Access

If media are in need of a phone line for the game or season, please inform John Martin at time of credential request of those needs. For those media that can file over the World Wide Web with laptop computers that can automatically select an IP address, there are hardwire Internet connections as well as wireless access available in the press box.

## Interview Policy (Mid-Week)

Head Coach Everett Withers is available to speak to the media via phone Wednesday from 12-1 p.m.. Presented by O'Neill's Grill, Coach Withers' weekly media luncheons will be held Mondays at noon at O'Neill's Grill on University Boulevard and streamed live via MadiZONE presented by the JMU Alumni Association on JMUSports.com.

Individual approved players are available for interviews Monday-Wednesday until 1:30 p.m.. Media access is provided on a limited basis for Tuesday and Wednesday practices. All player and coach interviews must be cleared through the James Madison Athletics Communications Office at least 24 hours in advance. This policy allows us to arrange a time that will not interfere with a student-athlete's academic schedule, which has top priority. If unavailable for interview, the press will be notified that the student-athlete is unavailable for the interview. There will be no freshmen available for any interviews until otherwise notified. One note to the media: Home phone numbers for players and coaches WILL NOT be given out by the James Madison Athletics Communications Office.

## Press Box Phone Number: 540-568-6521





# QUICK LOOK/TRADITIONS

## A Quick Look At JMU

**Location:** Harrisonburg, Va. 22807

**Enrollment:** 20,181

**Founded:** 1908 (as State Normal and Industrial School for Women at Harrisonburg; became the State Normal School for Women at Harrisonburg in 1914, the State Teachers College at Harrisonburg in 1924, Madison College in 1938 and James Madison University in 1977). The university is named for James Madison, the fourth president of the United States and primary author of the U.S. Constitution.

**Affiliation:** State university of the Commonwealth of Virginia

**Academic Divisions:** College of Arts and Letters, College of Business, College of Education, College of Health and Behavioral Studies, College of Integrated Science and Engineering, College of Science and Mathematics, College of Visual and Performing Arts, The Graduate School, General Education

**Degree Programs:** 109 (69 undergraduate, 31 master's, 2 educational specialist, 7 doctoral)

**Full-time Employees:** 2,615 (1,377 faculty and administrators; 1,238 staff)

**Campus:** 112 major buildings on 721 acres

**Athletic Affiliations:** National Collegiate Athletic Association (NCAA), Colonial Athletic Association (CAA), Eastern College Athletic Conference (ECAC)

**Athletic Programs:** 18 varsity sports (6 for men, 12 for women)

**Nickname:** Dukes (in honor of Dr. Samuel P. Duke, second president of the University, 1919-1949).

**Colors:** Purple, Gold

**Men's Sports Programs:** Baseball, Basketball, Football, Golf, Soccer, Tennis

**Women's Sports Programs:** Basketball, Cross Country, Field Hockey, Golf, Lacrosse, Soccer, Softball, Swimming and Diving, Tennis, Track and Field (indoor and outdoor), Volleyball

## Nicknames, Traditions

JMU's athletic teams use the nickname "Dukes" in honor of Dr. Samuel P. Duke, university president from 1919-1949. Men's athletics began at JMU during Duke's tenure (men first enrolled in the regular season in 1946 as day students.)

Women's teams were known by several names until "Duchesses" became prevalent in the early 1940s. That name was dropped in 1982 when all of JMU's teams became "Dukes."

The school colors, purple and gold, were selected during JMU's first session in 1909-10 from the colors used by the institution's two literary societies, Lanier and Lee. The Lanier Society's colors were violet and white and the Lee's gray and gold. Violet soon was replaced by purple, which was easier to obtain for use for pennants and other decorations.

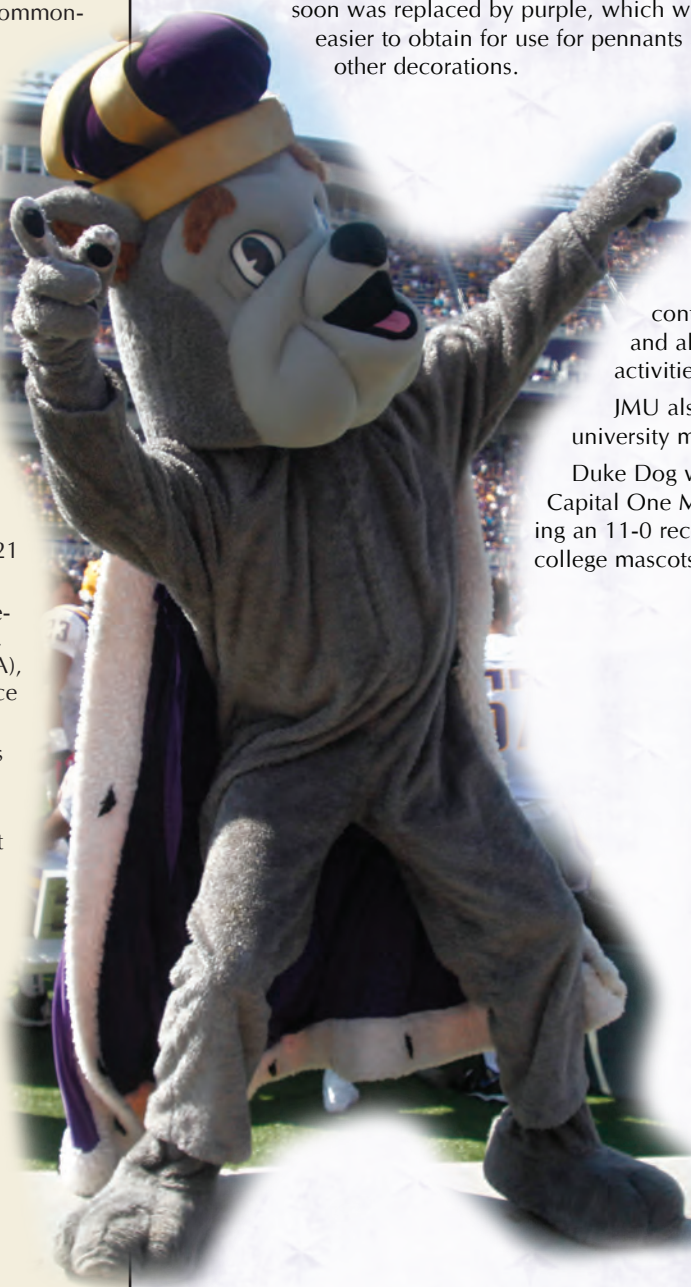


The school mascot, a bulldog with a purple and gold cape and a crown, was adopted in 1971. The bulldog is the traditional pet of royalty such as a duke.

"Duke Dog" entertains at JMU athletic contests and other university special events and also takes part in a variety of community activities and events.

JMU also has used several living bulldogs as university mascots.

Duke Dog won the "popular" vote during the 2004 Capital One Mascot of the Year competition, compiling an 11-0 record in head-to-head voting against other college mascots.





# 2014 DUKES

## 2014 Dukes

Numerical Roster .....	8-9
Pronunciation Guide .....	9
Alphabetical Roster .....	10-11
Player Profiles .....	12-40



# NUMERICAL ROSTER

No.	Name	Yr.	Pos.	Ht.	Wt.	Hometown/High School (Previous)
1	Titus Till**	R-Sr.	LB	6-2	225	Upper Marlboro, Md./Wise (Maryland)
2	Vad Lee	R-Jr.	QB	6-1	225	Durham, N.C./Hillside (Georgia Tech)
3	Sage Harold***	Sr.	DL	6-4	245	Virginia Beach, Va./Ocean Lakes (Fork Union Military)
5	Dejor Simmons***	R-Sr.	WR	5-8	195	Virginia Beach, Va./Green Run
6	Sean Tapley	R-Sr.	WR	6-0	195	Jacksonville, Fla./Raines (North Carolina)
7	Rhakeem Stallings*	R-So.	LB	6-1	223	Chesapeake, Va./Oscar Smith
8	Andre Coble**	R-Jr.	WR	5-10	187	Richmond, Va./Meadowbrook (Fork Union)
9	DeAndre' Smith***	Sr.	WR/CB	5-10	190	District Heights, Md./Wise
10	Daniel Brown**	R-Sr.	WR	6-5	225	Windsor, Va./Isle of Wight
11	Brandon Ravenel	So.	WR	6-0	190	Stafford, Va./North Stafford
12	Blaine Stewart	R-Fr.	WR	6-1	205	Morgantown, W.Va./ Morgantown
13	Ishmael Hyman	R-Fr.	WR	6-0	185	Manalapan, N.J./St. John Vianney (Kansas)
13	Tre' Hamer	Fr.	S	6-0	189	Brooklandville, Md./St. Paul's
14	Taylor Reynolds*	R-So.	CB	6-0	195	Newark, De./Newark
15	Daniel Schiele*	So.	QB	6-5	230	Yorktown, Va./Tabb
16	Dean Marlowe***	Sr.	S	6-2	205	Queens, N.Y./Holy Cross
17	Bryan Schor	Fr.	QB	6-2	213	Milford, Pa./Delaware Valley (Lackawanna CC)
17	Jimmy Moreland	Fr.	CB	5-10	175	Royal Palm Beach, Fla./Royal Palm Beach
18	Rob Nittolo	Fr.	QB	6-1	210	Hillsborough, N.J./Hillsborough
19	Rhasheed Jiles	Fr.	CB	5-11	170	Cape Coral, Fla./Cape Coral
19	Chris Simpson	R-Fr.	TB	6-1	198	Mechanicsville, Va./Lee-Davis (Appalachian State)
20	Taylor Woods	Fr.	TB	5-9	190	Havelock, N.C./Havelock
21	Jeremiah Wilson**	R-Sr.	CB	5-10	200	Winchester, Va./Handley (Maryland)
22	Marquis Woodyard***	R-Sr.	WR	5-10	190	Frederick, Md./Johnson
23	Jauan Latney***	R-Sr.	TB	5-11	222	Fredericksburg, Va./Massaponax
24	Justin Wellons*	R-So.	S	6-1	205	Chesapeake, Va./Western Branch
25	Cardon Johnson	R-Fr.	TB	5-9	195	Newport News, Va./Warwick
26	Abdul Bangura*	R-Jr.	CB	5-9	189	Riverdale, Md./Eleanor Roosevelt (Ole Miss)
27	Pat Kagel	Fr.	S	6-2	220	Virginia Beach, Va./Kellam
28	John Miller	Fr.	TB	5-10	180	Columbia, S.C./Spring Valley
29	Kyre Hawkins	R-Fr.	LB	6-0	220	Baltimore, Md./Dunbar
30	Alden Hill	R-So.	RB	6-0	225	Alliance, Ohio/Marlington (Tennessee)
31	Rashard Davis*	So.	WR	5-9	180	Charlottesville, Va./Charlottesville
32	Khalid Abdullah*	So.	TB	5-10	206	Newport News, Va./Heritage
33	Gage Steele*	R-So.	LB	6-1	230	Front Royal, Va./Warren
34	Justin Bethea	Fr.	CB	5-10	165	Leesburg, Va./Heritage
35	Marcell Johnson	Fr.	S	6-2	193	Knightdale, N.C./Knightdale
36	Logan Boyd	R-Fr.	WR	6-5	200	Virginia Beach, Va./Bayside
37	Deane Cheatham*	R-Jr.	TE	6-1	235	Mechanicsville, Va./Hanover
38	Kwe'shon Williams*	R-So.	CB	5-9	176	Norfolk, Va./Norview
39	Ryan Maglio	R-Jr.	P/K	5-10	179	Midlothian, Va./Cosby
40	Raven Greene*	So.	S	5-11	205	Virginia Beach, Va./First Colonial
41	Aaron Peak	Fr.	CB	5-9	198	Blythewood, S.C./Blythewood
41	Brett Siegel	R-So.	LB	6-2	225	Leesburg, Va./Fork Union
42	Connor Arnone**	R-Jr.	P/K	6-0	210	Williamsport, Md./Williamsport
43	Eric Magruder***	R-Sr.	S	5-11	200	Petersburg, Va./Petersburg
44	Jordan Brown	R-Fr.	S	6-2	190	Pittsburgh, Pa./Seneca Valley
45	Zoauntarrious Brunt	Fr.	S	6-4	185	Lincolnton, N.C./Lincolnton
46	David Ezeagwu	Fr.	LB	6-3	225	Stafford, Va./Colonial Forge
47	Marzae Brooks**	R-Jr.	LB	5-11	225	Mechanicsville, Va./Hanover
48	Ascene Jacques**	R-Jr.	LB	6-1	245	Springdale, Md./C.H. Flowers
49	Brandon Hereford	Fr.	LB	6-0	226	Glen Allen, Va./Glen Allen
50	Brandon Lee***	R-Sr.	DL	6-2	268	Sterling, Va./Park View
51	AB Rhodes	Fr.	LB	6-3	230	Richmond, Va./Mills E. Godwin
52	Tye Burris	Fr.	LB	6-0	214	Mechanicsville, Va./Atlee
53	Matt Williams***	R-Sr.	OL	6-3	290	Glen Mills, Pa./Cardinal O'Hara
54	Jake Marten	R-So.	DE	6-1	241	Chesterfield, Va./Manchester
55	Josh Hogan**	R-Sr.	OL	6-1	283	Fairfax, Va./Woodson
57	Ian Fisher	R-So.	OL	6-6	260	Brunswick, Md./Brunswick



# NUMERICAL ROSTER

No.	Name	Yr.	Pos.	Ht.	Wt.	Hometown/High School (Previous)
58	Tom Joyce	R-Jr.	LB	5-10	222	E.Wantagh, N.Y./Douglas MacArthur
59	Casey Kroll*	R-Jr.	OL	6-5	293	Warrenton, Va./Kettle Run (Fork Union)
60	Matt Cunningham***	R-Sr.	OL	6-4	295	Alexandria, Va./West Potomac
61	A.J. Bolden	R-Fr.	OL	6-3	305	Winchester, Va./Millbrook (Toledo)
62	Kyle Rigney*	R-So.	OL	6-3	273	Wirtz, Va./Franklin County
63	Nick Michalski	R-Fr.	LB	6-1	213	Chesapeake, Va./Great Bridge
64	Matt Frank*	R-So.	NG	6-3	285	Fairfax, Va./Fairfax
64	Hunter Etheridge	Fr.	QB	6-3	214	Clayton, N.C./Woodberry Forest (Va.)
65	Evans Osuji	R-Fr.	DL	6-3	270	Maplewood, N.J./West Orange
67	Tay Crutchfield	Fr.	DL	6-0	245	Broadnax, Va./Brunswick
69	Nick Appel	R-Sr.	OL	6-6	316	Vienna, Va./Bishop O'Connell (North Carolina)
70	Aaron Stinnie	R-Fr.	DL	6-3	273	Charlottesville, Va./St. Anne's-Belfield
71	Richard Xu	Fr.	OL	6-5	275	Ashburn, Va./Stone Bridge
72	Erik Buchholz**	R-Sr.	OG	6-6	300	Malvern, Pa./Great Valley
73	Stephen Root	Fr.	OT	6-5	265	Purcellville, Va./Woodgrove
74	Simeyon Robinson	R-Fr.	DL	6-1	275	Virginia Beach, Va./First Colonial
75	Dominick Richards**	R-Jr.	OL	6-5	280	Jim Thorpe, Pa./Marian Catholic
76	Mitchell Kirsch	R-So.	OL	6-6	300	Kensington, Md./St. John's Coll. HS
77	Austin Lane*	R-Sr.	OL	6-6	305	Clifton Park, N.Y./Shenendehowa (Syracuse)
78	Wray Fucci**	R-Jr.	OL	6-7	305	Oyster Bay, N.Y./Holy Trinity
79	Taylor Dean	Fr.	OL	6-6	270	Alexandria, Va./Bishop Ireton
82	Ryan Dixon***	R-Sr.	WR	6-0	195	Union Bridge, Md./Linganore
83	Derek Hart**	R-Jr.	TE	6-4	237	Manheim, Pa./Manheim Central
84	Brandon Brown	R-Fr.	TE	6-3	260	Chester, Va./Matoaca
85	Daniel Glymph	Fr.	WR	6-0	188	Richmond, Va./Atlee
86	Nick Edwards	R-Fr.	TE	6-4	255	Virginia Beach, Va./Kellam
88	Javonn Curry	Fr.	WR	6-3	184	Burtonsville, Md./Paint Branch
89	Taylor McNelis	R-Jr.	WR	5-9	195	Colorado Springs, Colo./St. Mary's (Troy)
90	Alex Mosley**	R-Jr.	NG	6-1	290	Highland Springs, Va./Highland Springs
91	Jonathan Kloosterman	Fr.	TE	6-3	241	Strasburg, Va./Strasburg
92	Jonathan Jerez	Fr.	K/P	6-2	181	Jupiter, Fla./Jupiter
93	Andrew Ankrah	R-Fr.	LB	6-4	234	Gaithersburg, Md./Quince Orchard
94	Cornell Urquhart	Fr.	DL	6-4	255	Richmond, Va./Benedictine Prep
95	Xavier Gates	R-Jr.	NG	6-3	311	Harrisburg, Pa./John Harris (Kansas State)
96	Ryan Etheridge	Fr.	LB	6-2	231	Clayton, N.C./Blue Ridge (Va.)
97	Kevin Weiman	Fr.	K/P	6-3	192	Severn, Md./Archbishop Spalding
98	K.J. Ford	Fr.	NG	6-1	284	Bluffton, S.C./Bluffton
99	Gunnar Kane	R-Fr.	K/P	6-1	215	Virginia Beach, Va./Kellam

\* Indicates letters earned at James Madison

^ Duplicate numbers

Head Coach: Everett Withers

Assistant Coaches: John Bowers (Asst. Head Coach/Tight Ends/Fullbacks/Recruiting Coord.), Brad Davis (Co-Off. Coord./Offensive Line), Drew Mehringer (Co-Off. Coordinator/Quarterbacks), Brandon Staley (Defensive Coord./Linebackers), Steve Sisa (Safeties), Antoine Smith (Defensive Line), Parker Fleming (Wide Receivers/Special Teams), Zak Kuhr (Running Backs), Jules Montinar (Secondary)

Strength & Conditioning: Aaron Burkart (Head Football), Jake Patten, TBA

Sports Medicine: Scott Cook (Football Coordinator), John Kaltenborn, (Associate A.T.), Tom Kuster (Asst. AD)

Equipment Managers: Pete Johnson (Football Coordinator), TBA (Football Assistant)

Telecommunications: Darren Drury, Pete Shifflett

## Pronunciation Guide

Nick Appel	UH-pell	Wray Fucci	RAY foo-CHEE	Bryan Schor	shore
Andrew Ankrah	ANKE-ruh	Ascene Jacques	ahh-SIN JOCK	Dejor Simmons	deh-SHOR
Marzae Brooks	marr-ZAY	Jonathan Jerez	HER-ez	DeAndre' Smith	dee-AHN-dray
Erik Buchholz	BUCK-holts	Jonathan Kloosterman	CLUE-stir-man	Cornell Urquhart	IRK-hart
Javonn Curry	juh-VAHN	Jauan Latney	juh-WAHN	Kevin Weiman	why-mun
David Ezeagwu	EZZ-a-gow-wu	Evans Osuji	OH-soo-jee	Kwe'shon Williams	KWEE-shawn



# ALPHABETICAL ROSTER

No.	Name	Yr.	Pos.	Ht.	Wt.	Hometown/High School (Previous)
32	Khalid Abdullah*	So.	TB	5-10	206	Newport News, Va./Heritage
93	Andrew Ankrah	R-Fr.	LB	6-4	234	Gaithersburg, Md./Quince Orchard
69	Nick Appel	R-Sr.	OL	6-6	316	Vienna, Va./Bishop O'Connell (North Carolina)
42	Connor Arnone**	R-Jr.	P/K	6-0	210	Williamsport, Md./Williamsport
26	Abdul Bangura*	R-Jr.	CB	5-9	189	Riverdale, Md./Eleanor Roosevelt (Ole Miss)
34	Justin Bethea	Fr.	CB	5-10	165	Leesburg, Va./Heritage
61	A.J. Bolden	R-Fr.	OL	6-3	305	Winchester, Va./Millbrook (Toledo)
36	Logan Boyd	R-Fr.	WR	6-5	200	Virginia Beach, Va./Bayside
47	Marzae Brooks**	R-Jr.	LB	5-11	225	Mechanicsville, Va./Hanover
84	Brandon Brown	R-Fr.	TE	6-3	260	Chester, Va./Matoaca
10	Daniel Brown**	R-Sr.	WR	6-5	225	Windsor, Va./Isle of Wight
44	Jordan Brown	R-Fr.	S	6-2	190	Pittsburgh, Pa./Seneca Valley
45	Zoauntarrious Brunt	Fr.	S	6-4	185	Lincolnton, N.C./Lincolnton
72	Erik Buchholz**	R-Sr.	OG	6-6	300	Malvern, Pa./Great Valley
52	Tye Burris	Fr.	LB	6-0	214	Mechanicsville, Va./Atlee
37	Deane Cheatham*	R-Jr.	TE	6-1	235	Mechanicsville, Va./Hanover
8	Andre Coble**	R-Jr.	WR	5-10	187	Richmond, Va./Meadowbrook (Fork Union)
67	Tay Crutchfield	Fr.	DL	6-0	245	Broadnax, Va./Brunswick
60	Matt Cunningham***	R-Sr.	OL	6-4	295	Alexandria, Va./West Potomac
88	Javonn Curry	Fr.	WR	6-3	184	Burtonsville, Md./Paint Branch
31	Rashard Davis*	So.	WR	5-9	180	Charlottesville, Va./Charlottesville
79	Taylor Dean	Fr.	OL	6-6	270	Alexandria, Va./Bishop Ireton
82	Ryan Dixon***	R-Sr.	WR	6-0	195	Union Bridge, Md./Linganore
86	Nick Edwards	R-Fr.	TE	6-4	255	Virginia Beach, Va./Kellam
64	Hunter Etheridge	Fr.	QB	6-3	214	Clayton, N.C./Woodberry Forest (Va.)
96	Ryan Etheridge	Fr.	LB	6-2	231	Clayton, N.C./Blue Ridge (Va.)
46	David Ezeagwu	Fr.	LB	6-3	225	Stafford, Va./Colonial Forge
57	Ian Fisher	R-So.	OL	6-6	260	Brunswick, Md./Brunswick
98	K.J. Ford	Fr.	NG	6-1	284	Bluffton, S.C./Bluffton
64	Matt Frank*	R-So.	NG	6-3	285	Fairfax, Va./Fairfax
78	Wray Fucci**	R-Jr.	OL	6-7	305	Oyster Bay, N.Y./Holy Trinity
95	Xavier Gates	R-Jr.	NG	6-3	311	Harrisburg, Pa./John Harris (Kansas State)
85	Daniel Glymph	Fr.	WR	6-0	188	Richmond, Va./Atlee
40	Raven Greene*	So.	S	5-11	205	Virginia Beach, Va./First Colonial
13	Tre' Hamer	Fr.	S	6-0	189	Brooklandville, Md./St. Paul's
3	Sage Harold***	Sr.	DL	6-4	245	Virginia Beach, Va./Ocean Lakes (Fork Union Military)
83	Derek Hart**	R-Jr.	TE	6-4	237	Manheim, Pa./Manheim Central
29	Kyre Hawkins	R-Fr.	LB	6-0	220	Baltimore, Md./Dunbar
49	Brandon Hereford	Fr.	LB	6-0	226	Glen Allen, Va./Glen Allen
30	Alden Hill	R-So.	RB	6-0	225	Alliance, Ohio/Marlington (Tennessee)
55	Josh Hogan**	R-Sr.	OL	6-1	283	Fairfax, Va./Woodson
13	Ishmael Hyman	R-Fr.	WR	6-0	185	Manalapan, N.J./St. John Vianney (Kansas)
48	Ascene Jacques**	R-Jr.	LB	6-1	245	Springdale, Md./C.H. Flowers
92	Jonathan Jerez	Fr.	K/P	6-2	181	Jupiter, Fla./Jupiter
19	Rhasheed Jiles	Fr.	CB	5-11	170	Cape Coral, Fla./Cape Coral
25	Cardon Johnson	R-Fr.	TB	5-9	195	Newport News, Va./Warwick
35	Marcell Johnson	Fr.	S	6-2	193	Knightdale, N.C./Knightdale
58	Tom Joyce	R-Jr.	LB	5-10	222	E.Wantagh, N.Y./Douglas MacArthur
27	Pat Kagel	Fr.	S	6-2	220	Virginia Beach, Va./Kellam
99	Gunnar Kane	R-Fr.	K/P	6-1	215	Virginia Beach, Va./Kellam
76	Mitchell Kirsch	R-So.	OL	6-6	300	Kensington, Md./St. John's Coll. HS



# ALPHABETICAL ROSTER

No.	Name	Yr.	Pos.	Ht.	Wt.	Hometown/High School (Previous)
91	Jonathan Kloosterman	Fr.	TE	6-3	241	Strasburg, Va./Strasburg
59	Casey Kroll*	R-Jr.	OL	6-5	293	Warrenton, Va./Kettle Run (Fork Union)
77	Austin Lane*	R-Sr.	OL	6-6	305	Clifton Park, N.Y./Shenendehowa (Syracuse)
23	Jauan Latney***	R-Sr.	TB	5-11	222	Fredericksburg, Va./Massaponax
50	Brandon Lee***	R-Sr.	DL	6-2	268	Sterling, Va./Park View
2	Vad Lee	R-Jr.	QB	6-1	225	Durham, N.C./Hillside (Georgia Tech)
39	Ryan Maglio	R-Jr.	P/K	5-10	179	Midlothian, Va./Cosby
43	Eric Magruder***	R-Sr.	S	5-11	200	Petersburg, Va./Petersburg
16	Dean Marlowe***	Sr.	S	6-2	205	Queens, N.Y./Holy Cross
54	Jake Marten	R-So.	DE	6-1	241	Chesterfield, Va./Manchester
89	Taylor McNelis	R-Jr.	WR	5-9	195	Colorado Springs, Colo./St. Mary's (Troy)
63	Nick Michalski	R-Fr.	LB	6-1	213	Chesapeake, Va./Great Bridge
28	John Miller	Fr.	TB	5-10	180	Columbia, S.C./Spring Valley
17	Jimmy Moreland	Fr.	CB	5-10	175	Royal Palm Beach, Fla./Royal Palm Beach
90	Alex Mosley**	R-Jr.	NG	6-1	290	Highland Springs, Va./Highland Springs
18	Rob Nittolo	Fr.	QB	6-1	210	Hillsborough, N.J./Hillsborough
65	Evans Osuji	R-Fr.	DL	6-3	270	Maplewood, N.J./West Orange
41	Aaron Peak	Fr.	CB	5-9	198	Blythewood, S.C./Blythewood
11	Brandon Ravenel	So.	WR	6-0	190	Stafford, Va./North Stafford
14	Taylor Reynolds*	R-So.	CB	6-0	195	Newark, De./Newark
51	AB Rhodes	Fr.	LB	6-3	230	Richmond, Va./Mills E. Godwin
75	Dominick Richards**	R-Jr.	OL	6-5	280	Jim Thorpe, Pa./Marian Catholic
62	Kyle Rigney*	R-So.	OL	6-3	273	Wirtz, Va./Franklin County
74	Simeyon Robinson	R-Fr.	DL	6-1	275	Virginia Beach, Va./First Colonial
73	Stephen Root	Fr.	OT	6-5	265	Purcellville, Va./Woodgrove
15	Daniel Schiele*	So.	QB	6-5	230	Yorktown, Va./Tabb
17	Bryan Schor	Fr.	QB	6-2	213	Milford, Pa./Delaware Valley (Lackawanna CC)
41	Brett Siegel	R-So.	LB	6-2	225	Leesburg, Va./Fork Union
5	Dejor Simmons***	R-Sr.	WR	5-8	195	Virginia Beach, Va./Green Run
19	Chris Simpson	R-Fr.	TB	6-1	198	Mechanicsville, Va./Lee-Davis (Appalachian State)
9	DeAndre' Smith***	Sr.	WR/CB	5-10	190	District Heights, Md./Wise
7	Rhakeem Stallings*	R-So.	LB	6-1	223	Chesapeake, Va./Oscar Smith
33	Gage Steele*	R-So.	LB	6-1	230	Front Royal, Va./Warren
12	Blaine Stewart	R-Fr.	WR	6-1	205	Morgantown, W.Va./Morgantown
70	Aaron Stinnie	R-Fr.	DL	6-3	273	Charlottesville, Va./St. Anne's-Belfield
6	Sean Tapley	R-Sr.	WR	6-0	195	Jacksonville, Fla./Raines (North Carolina)
1	Titus Till**	R-Sr.	LB	6-2	225	Upper Marlboro, Md./Wise (Maryland)
94	Cornell Urquhart	Fr.	DL	6-4	255	Richmond, Va./Benedictine Prep
97	Kevin Weiman	Fr.	K/P	6-3	192	Severn, Md./Archbishop Spalding
24	Justin Wellons*	R-So.	S	6-1	205	Chesapeake, Va./Western Branch
38	Kwe'shon Williams*	R-So.	CB	5-9	176	Norfolk, Va./Norview
53	Matt Williams***	R-Sr.	OL	6-3	290	Glen Mills, Pa./Cardinal O'Hara
21	Jeremiah Wilson**	R-Sr.	CB	5-10	200	Winchester, Va./Handley (Maryland)
20	Taylor Woods	Fr.	TB	5-9	190	Havelock, N.C./Havelock
22	Marquis Woodyard***	R-Sr.	WR	5-10	190	Frederick, Md./Johnson
71	Richard Xu	Fr.	OL	6-5	275	Ashburn, Va./Stone Bridge



# 2014 DUKES

## SENIOR PROFILES

### 69 • Nick Appel



**R-Sr. – OT – 6-5 – 320**  
**Vienna, Va. – Bishop O'Connell**  
**(North Carolina)**

Transferred to JMU the summer of 2014 and will have one year of eligibility remaining.

**Prior to JMU:** Spent four years at North Carolina as part of the football program... As a redshirt junior in 2013 saw action in all 12 games as a backup on the offensive line as well as on special teams... Played a season-high 42 snaps against Virginia Tech... Played in 11 games as a redshirt sophomore in 2012, both on the offensive line and on special teams... Had three knockdown blocks in 25 snaps against


Idaho... Also had a pair of knockdowns in 18 snaps against Elon... Played in five games as a redshirt freshman for current JMU coach Everett Withers, seeing action against James Madison, Rutgers, Wake Forest and Virginia Tech.

**High School:** Was a two-way starter on the offensive and defensive line as a senior at Bishop O'Connell... Named a Top-60 player by DCSportsFan.com... Started three years at offensive line and two on the defensive line... Played several different positions along the defensive line... Started at right tackle and was named Second Team All-Conference as a junior and senior... Ranked among the top 50 players in Virginia by The Roanoke Times... Earned All-Arlington County honors as a junior and senior... Coached by Steve Trimble... Competed in the shot put for the track and field team.

**Personal:** Son of Susan Appel and Reginald Bouknight... Has an undergraduate degree in psychology and studio art from UNC... Studying kinesiology at JMU.



### 10 • Daniel Brown



**R-Sr. – WR – 6-5 – 220**  
**Windsor, Va. – Isle of Wight**

#### Career Highlights

- Had a team-high 42 catches for 665 yards and 8 touchdowns in 2013
- Played in 26 career games
- Posted a catch in 11 straight games

**2013:** Played in 11 games, starting five of them... Had team highs of 42 catches, 665 yards and eight touchdowns last season... Posted five catches for 86 yards and a team season-best three touchdowns in a win over Albany... Posted 5 catches for 98 yards in a loss at Delaware... Had a team season-high eight catches

for 94 yards and a touchdown in a win over Villanova... Had a career-long 56 yard reception at Akron. Recorded receptions in all 11 games played, averaging 15.8 yards per reception and making three or more catches in eight contests.

**2012:** Started the first three games of the season before an injury in the West Virginia contest ended his season... Had a pair of catches for 22 yards and one score on the season... His lone touchdown was an eight-yard catch against Saint Francis (Pa.).

**2011:** Played in 12 games as a redshirt freshman, all as a reserve... Had five receptions on the year for 157 yards and one touchdown... Had a season-long 41-yard catch for a touchdown in the opener at North Carolina... Also had a 41-yard catch in the win over Villanova... Also had one reception at Old Dominion, at Massachusetts and at North Dakota State... Also had three kick returns for 27 yards with a long of 10.

**2010:** Retained the year of eligibility after redshirting.

**High School:** Helped the team to three consecutive state titles from 2005-07... Earned First Team All-State and All-Conference honors his senior year after being named Second Team All-State and First Team All-Conference as a junior... Was a three-sport standout, playing basketball and baseball for the Chargers... Was a First Team All-State and All-Conference selection his junior and senior years in basketball, as well as earning the basketball team's MVP award his freshman, junior and senior years... Also earned First Team All-State and All-Conference as a senior in baseball, as well as the team's MVP as a sophomore and senior... Earned a place on the Honor Roll all four years.

**Personal:** Parents are Mike and Cathy Brown and Carolyn Brown... Majoring in computer information systems.



#### Brown Statistics

Receiving	G-GS	Rec	Yds	TD	Lg	Rec/G	Avg/C	Avg/G
2011	12-0	5	157	1	41	0.4	31.4	13.1
2012	3-3	2	22	1	14	0.7	11.0	7.3
2013	11-5	42	665	8	56	3.8	15.8	60.5
<b>TOTAL</b>	<b>26-8</b>	<b>49</b>	<b>844</b>	<b>10</b>	<b>56</b>	<b>1.9</b>	<b>17.2</b>	<b>32.5</b>
Kick Returns	G-GS	No.	Yds	TD	Lg	Avg/R	Avg/G	
2011	12-0	3	27	0	10	9.0	2.2	
2012	3-3	0	0	0	0	0.0	0.0	
2013	11-5	0	0	0	0	0.0	0.0	
<b>TOTAL</b>	<b>26-8</b>	<b>3</b>	<b>27</b>	<b>0</b>	<b>10</b>	<b>9.0</b>	<b>1.0</b>	
All Purpose	G-GS	Rush	Rec	PR	KR	IR	Total	Avg/G
2011	12-0	0	157	0	27	0	184	15.3
2012	3-3	0	22	0	0	0	22	7.3
2013	11-5	0	665	0	0	0	665	60.5
<b>TOTAL</b>	<b>26-8</b>	<b>0</b>	<b>844</b>	<b>0</b>	<b>27</b>	<b>0</b>	<b>871</b>	<b>33.5</b>

#### Career Highs:

Receptions: 1, five times  
 Receiving Yards: 41, at North Carolina (9/3/11), vs. Villanova (10/15/11)  
 Receiving Touchdowns: 1, at North Carolina (9/3/11), vs. Saint Francis (9/1/12)



# 2014 DUKES

## 72 • Erik Buchholz



**R-Sr. – OT – 6-6 – 300**  
**Malvern, Pa. – Great Valley**

### Career Highlights

- Seen action in 20 games in career with five starts
- **2013:** Saw action in 10 games with one start... Part of JMU offense that averaged 407.0 yards per game and ranked fifth in the CAA.
- **2012:** Played in nine games on the offensive line, starting in four of them... Was part of an offense that ranked fourth in rushing offense in the CAA at 209.0 yards per game and 4.6 yards per rush... Blocked for Dae'Quan Scott, who ranked third in the CAA in rushing at 86.8 yards per game and earned Second Team All-CAA honors.


**2011:** Played in one game as a reserve on the offensive line, seeing action against Richmond.

**2010:** Retained the year of eligibility after redshirting.

**High School:** Starter at defensive end and tight end for Great Valley, graduating in 2010... Earned All-Chestmont American League Honorable Mention honors after posting 47 tackles as a senior, ranking fourth on the team... Was third on the team in sacks... Averaged a team-best more than 20 yards per reception and was second on the team in touchdown receptions... Named to the Honor Roll and High Honor Roll for four years and as the 2009 Outstanding Student Achiever and DiAntonio Character Awards.

**Personal:** Son of Larry and Becky Buchholz... Sports and recreation management major... Older brother Carl wrestled heavyweight at Rutgers, while grandfather played collegiate basketball at Rochester

Institute of Technology.



offensive line, earning starts in four straight including the NCAA Playoff game at Eastern Kentucky... Earned his first collegiate letter.

**2010:** Redshirted to retain year of eligibility.

**High School:** Was one of the top offensive linemen at West Potomac, playing left tackle and not allowing a sack his entire senior season... Earned Second Team All-Patriot District honors his senior year... Also played basketball for the Wolverines during his high school career as well as throwing the shot put and discus... Carried a 3.3 grade point average in high school.

**Personal:** Majoring in sports and recreation management.

### Cunningham Statistics

Tackles	G-GS	UA	A	Total	TFL	Yds	PD	FF	FR	Blkd	Int
2011	8-4	0	1	1	0.0	0	0	0	0	0	0
2012	11-7	0	0	0	0.0	0	0	0	0	0	0
2013	12-12	0	0	0	0.0	0	0	0	0	0	0
<b>TOTAL</b>	<b>31-23</b>	<b>0</b>	<b>1</b>	<b>1</b>	<b>0.0</b>	<b>0</b>	<b>0</b>	<b>0</b>	<b>0</b>	<b>0</b>	<b>0</b>

## 82 • Ryan Dixon



**R-Sr. – WR – 6-0 – 180**  
**Union Bridge, Md. – Linganore**

### Career Highlights

- Played in 16 career games with five starts
- Has 11 career catches for 123 yards and one touchdown, all in 2012
- Career-long catch of 39 yards, which also went for a touchdown against Alcorn State
- **2013:** Played in three games... Posted one catch in win over Charlotte

**2012:** Played in 10 contests, getting the start in five of them... Had 11 receptions for 123 yards and one touchdown on the year... Opened the year with a career-high three receptions for 27 yards against Saint Francis... Matched it with three receptions against West Virginia... Had a career-long 39 yard catch for a score against Alcorn State... Also had a pair of receptions against Rhode Island and Towson.

**2011:** Saw action in three games to garner his first JMU letter... Did not have any receptions on the season.

**2010:** Retained the year of eligibility after redshirting.

**High School:** 2010 graduate of Linganore where he played wide receiver for Coach Rick Conner... As a senior led the team to Maryland Division 3A state championship while being named Associated Press All-State as a wide receiver... All-Gazette, All-Area by the Frederick News Post, and All-MVAL... Had 40 receptions for 887 yards and nine touchdowns... Played in the 2009 Maryland Crab Bowl All-Star Game... As a junior was First Team AP All-State, Honorable Mention Washington Post All-Met, All-MVAL, All-Gazette, and All-Area Frederick News Post... Had 50 receptions for 982 yards and 14 touchdowns... As a sophomore was Honorable Mention Washington Post All-Met, Honorable Mention AP All-State, All-Gazette, and First Team All-Area Frederick News Post... Caught 34 receptions for 577 yards and four touchdowns... Started on the basketball team as a sophomore and junior... Honor roll student all four years.

**Personal:** Parent are Tom Dixon and Lorie Dixon... Majoring in sports and recreation management.

### Dixon Statistics

Receiving	G-GS	Rec	Yds	TD	Lg	Rec/G	Avg/C	Avg/G
2011	3-0	0	0	0	0	0.0	0.0	0.0
2012	10-5	11	123	1	39	1.1	11.2	12.3
2013	3-0	1	-2	0	0	0.3	-2.0	-0.7
<b>TOTAL</b>	<b>16-5</b>	<b>12</b>	<b>121</b>	<b>1</b>	<b>39</b>	<b>0.8</b>	<b>10.1</b>	<b>7.6</b>
All Purpose	G	Rush	Rec	PR	KR	IR	Total	Avg/G
2011	3-0	0	0	0	0	0	0	0.0
2012	10-5	0	123	0	0	0	123	12.3
2013	3-0	0	-2	0	0	0	-2	-0.7
<b>TOTAL</b>	<b>16-5</b>	<b>0</b>	<b>121</b>	<b>0</b>	<b>0</b>	<b>0</b>	<b>121</b>	<b>7.6</b>

### Career Highs:

- Receptions: 3, vs. Saint Francis (9/1/12), vs. West Virginia (9/15/12)
- Receiving Yards: 39, vs. Alcorn State (9/8/12)
- Receiving Touchdowns: 1, vs. Alcorn State (9/8/12)

## 60 • Matt Cunningham



**R-Sr. – OG – 6-3 – 295**  
**Alexandria, Va. – West Potomac**

### Career Highlights

- Started 23 of the 31 career games on the offensive line
- **2013:** Started all 12 games for the Dukes... Part of an offensive line that was part of a single-season school records for

passing yards and passing touchdowns and was fifth in the CAA in total offense... Helped the Dukes average 172.6 rushing yards per game.

**2012:** Started seven of the 11 games played on the offensive line, getting the initial nod in the final seven... Was one of the leaders on an offense that ranked fourth in rushing offense in the CAA at 209.0 yards per game and 4.6 yards per rush... Blocked for Dae'Quan Scott, who ranked third in the CAA in rushing at 86.8 yards per game and earned Second Team All-CAA honors.

**2011:** Played in eight games on the





# 2014 DUKES

## 3 Sage Harold



**Sr. – DE – 6-4 – 235**  
**Virginia Beach, Va. – Ocean Lakes**  
**(Fork Union Military)**

### Career Highlights

- Saw action in 28 games with four starts
- Posted seven tackles including 3.0 sacks, 4.0 tackles for loss and a forced fumble in a win against St. Francis (PA)
- Has 44 career tackles with 12 sacks

**2013:** Played in eight games, starting three of them, as he battled through an injury... Posted 19 tackles, 12 of them

solos, including 8.5 tackles for 47 yards of loss, 4.5 sacks for 35 yards, three forced fumbles and a pass breakup.... Had a career-high seven tackles including 3.0 sacks, 4.0 tackles for loss and a forced fumble in a win against St. Francis (Pa.)... Also had four tackles with a tackle for loss at Akron.

**2012:** Saw action in nine games (missing two due to injury), getting the start at Richmond... Had 15 tackles on the year with eight solos, 4.0 sacks, one forced fumble and one blocked kick... Had a career-high five tackles with a season-best 2.0 sacks in the home win over Georgia State... Had a key blocked kick that was converted to a touchdown on the following play, along with two tackles, in the overtime win over against William & Mary.

**2011:** Played in 11 games as a true freshman, all coming off the bench... Had 10 tackles on the year, with four solos, 3.5 sacks for 29 yards of loss and three forced fumbles... Had a season-high four tackles with 2.5 sacks for 17 yards and two forced fumbles in the home win over Richmond... Also had three tackles in his first collegiate game at North Carolina.

**High School:** Spent the last year at Fork Union Military Academy... Played both defensive end and wide receiver for the Ocean Lakes Dolphins and Coach Chris Scott... Named Virginian-Pilot First Team All-Beach District and Second Team All-Eastern Region his senior year at Ocean Lakes after finishing with 57 tackles, 10 sacks and a fumble return for touchdown.

**Personal:** Majoring in justice studies

### Harold Statistics

Tackles	G-GS	UA	A	Total	TFL	Yds	PD	FF	FR	Blkd	Int
2011	11-0	6	4	10	3.5	29	0	3	0	0	0
2012	9-1	8	7	15	4.0	42	1	1	0	1	0
2013	8-3	12	7	19	8.5	47	1	3	0	0	3
<b>TOTAL</b>	<b>28-4</b>	<b>26</b>	<b>18</b>	<b>44</b>	<b>16.0</b>	<b>118</b>	<b>2</b>	<b>7</b>	<b>0</b>	<b>1</b>	<b>5</b>

SACKS	G	UA	A	Total	Yds
2011	11-0	3	1	3.5	29
2012	9-1	4	0	4.0	42
2013	8-3	3	3	4.5	35
<b>TOTAL</b>	<b>28-4</b>	<b>10</b>	<b>4</b>	<b>12.0</b>	<b>106</b>

### Career Highs:

Tackles: 7, vs. St. Francis (Pa.) (9/14/13)  
 Tackles for Loss: 4.0, vs. St. Francis (Pa.) (9/14/13)  
 Sacks: 3.0, St. Francis (Pa.) (9/14/13)



## 55 Josh Hogan



**R-Sr. – OC – 6-2 – 280**  
**Fairfax, Va. – Woodson**

### Career Highlights

- Played in 30 games his first three years with one start
- Has six career tackles and 1.0 sack
- Had a tackle and a forced fumble in the 2011 Homecoming win over Richmond
- Has been on both sides of the ball during his career, including moving to the offensive line during the 2014 spring drills.

**2013:** Saw action in eight games, all off the bench... Played tight end for the Dukes during the 2013 season... Had three catches for 36 yards on the season... Had a pair of receptions for 22 yards in the home win over Albany... Also had a 14-yard catch in the home victory over Villanova.

home win over Albany... Also

**2012:** Was in all 11 games, playing on both sides of the ball during the season as well as special teams, starting on the defensive side and switching to also play some tight end midseason... Started on the defensive line against West Virginia... Had a career-best pair of tackles on the year at Villanova... Did not have any receptions at tight end.

**2011:** Played in 11 games to earn his first JMU letter... Had four tackles with 1.0 sack for three yards of loss and one forced fumble on the year... Had single tackles at William & Mary, against Richmond, against Rhode Island and at Massachusetts... Had his lone sack of the year versus Rhode Island, while his forced fumble came in the win over Richmond.

**2010:** Retained the year of eligibility after redshirting

**High School:** Two-way starter and three-year varsity letterwinner at tight end and linebacker for Coach Trey Taylor at Woodson... As a senior was First Team All-State at linebacker (Associated Press, Virginia Preps) after leading the Cavaliers to the district title... Earned a spot in the 2010 Northern Region vs. Northwest Region All-Star Game... Honorable Mention coaches All-State linebacker... Second Team Washington

Post All-Met linebacker... First Team All-Region linebacker and Region Defensive Player of the Year runner-up... Honorable Mention All-Region tight end... First Team All-County linebacker... First Team All-District linebacker and tight end... District Defensive Player of the Year... Gameday Magazine First Team All-Region... 2009 Fairfax County Youth Football League Hall of Fame... Cavalier Athletic Achievement Award (Varsity Football 2009)... Three-year letterman in basketball... Scholar-athlete award 2006 and 2009.

**Personal:** Parents are J.J. and Julie Hogan... Plans to major in sports and recreation management.

### Hogan Statistics

Tackles	G-GS	UA	A	Total	TFL	Yds	PD	FF	FR	Blkd	Int
2011	11-0	3	1	4	1.0	3	0	1	0	0	0
2012	11-1	1	1	2	0.0	0	0	0	0	0	0
2013	8-0	0	0	0	0.0	0	0	0	0	0	0
<b>TOTAL</b>	<b>30-0</b>	<b>4</b>	<b>2</b>	<b>6</b>	<b>1.0</b>	<b>3</b>	<b>0</b>	<b>1</b>	<b>0</b>	<b>0</b>	<b>0</b>

Receiving	G	Rec	Yds	TD	Lg	Rec/G	Avg/C	Avg/G
2013	8-0	3	36	0	14	0.4	12.0	4.5
<b>TOTAL</b>	<b>30-0</b>	<b>3</b>	<b>36</b>	<b>0</b>	<b>14</b>	<b>0.4</b>	<b>12.0</b>	<b>4.5</b>

### Career Highs:

Tackles: 2, at Villanova (11/10/12)  
 Sacks: 1, vs. Rhode Island (11/12/11)  
 Forced Fumble: 1, vs. Richmond (10/1/11)





# 2014 DUKES

## 77 • Austin Lane



**R-Sr. – OT – 6-5 – 310**  
**Clifton Park, N.Y. – Shenendehowa**  
**(Syracuse)**

### Career Highlights

- Played in 13 games in first two seasons with the Dukes, starting four in 2012
- Suffered a knee injury in the 2013 spring drills and missed last season

**2013:** Missed season due to injury.

**2012:** Was a starter in four games for the Dukes before an injury against Rhode Island in the CAA opener ended his season.


**2011:** Saw action in nine games on the offensive line for JMU, all in a reserve role... Also was a part of the special teams for field goals and extra points.

**Prior to JMU:** Transferred to JMU from Syracuse... Did not see any action as a true freshman in 2010 for the Orange after making the team as a walk-on... Member of 2010 Fall Athletic Director's Honor Roll.

**High School:** Earned a spot his senior year on the NYSPHAA All-State Second Team... Selected to the Section 2 All-Star Team and the New York State Upstate-Downstate Classic Team... Named Albany Times Union First Team All-Empire Division and First Team All-Section... Also earned Schenectady Gazette First Team All-Area and Saratogian First Team All-County... Earned the school's Lou Gerard Most Outstanding Lineman Award...

Recorded one touchdown and six sacks as a senior... Team captain as a senior and was a four-year letterwinner.

**Personal:** Son of Mike and Betsy Lane ... Has one sister ... Majoring in business administration.



## 23 • Jauan Latney



**R-Sr. – TB – 6-0 – 230**  
**Fredericksburg, Va. – Massaponax**

### Career Highlights

- Saw action in 29 games his first three years at JMU
- Had a career-high 98 yards and a score against Richmond in 2011
- Has 72 career carries for 384 yards and two touchdowns

**2013:** Played in seven games as a reserve... Had 12 carries for 71 yards... Missed five games due to injury... Posted five carries for 33 yards in a win over Central Connecticut State... Had three carries for 23 yards in a win over St. Francis (PA), including a season-long rush of 15.

**2012:** Played in 10 games as a reserve and special teamer... Had 25 carries for 92 yards and one score while adding one reception for three yards... Also had one kick return for 14 yards... Had season highs of 10 carries and 38 yards in the home win over Saint Francis... Had three rushes for 24 yards and one touchdown against West Virginia at FedEx Field, including a season-long 20-yard carry for the score... Had his lone reception of the year at Villanova.

**2011:** Played in 12 games as a redshirt freshman... Had 35 carries for 221 yards and one touchdown while adding one catch for three yards... Was stalwart on short yardage situations... Had his best collegiate game in the win over Richmond, carrying 19 times for 98 yards and one score... Also had nine rushes for 66 yards at William & Mary... Had a season-long 34-yard carry in the home opening victory over Central Connecticut State.

**2010:** Retained the year of eligibility after redshirting.

**High School:** Was a two-sport standout at Massaponax, playing both football and basketball... Named to the All-AAA Commonwealth and Second Team All-Northwest Region squads his senior year for his play at defensive back... Also earned Second Team All-District honors at halfback and kick returner in 2009... Was selected to play in the 2010 Virginia High School Coaches Association

All-Star football game as part of the West squad... Had 87 carries for 781 yards and 10 touchdowns at halfback while recording 50 tackles, four interceptions, including one for a touchdown, and returning 13 kicks for 506 yards and four scores... Rushed for 102 yards, added 31 receiving and picked off a pass in the regional title game to help lead the Panthers to their first regional championship since 2005 and a berth in the state semifinals... Earned Second Team All-District as a junior at defensive back... Averaged almost seven points a game as a starter for the basketball team his senior year, earning three varsity letters in his career.

**Personal:** Parents are John and Patricia Latney... Majoring in sports and recreation management.

### Latney Statistics

Rushing	G-GS	Att	Yds	TD	Lg	Avg/C	Avg/G	
2011	12-0	35	221	1	34	6.3	18.4	
2012	10-0	25	92	1	20	3.7	9.2	
2013	7-0	12	71	0	15	5.9	10.1	
<b>TOTAL</b>	<b>29-0</b>	<b>72</b>	<b>384</b>	<b>2</b>	<b>34</b>	<b>5.3</b>	<b>13.2</b>	
Receiving	G-GS	Rec	Yds	TD	Lg	Rec/G	Avg/C	Avg/G
2011	12-0	1	3	0	3	0.1	3.0	0.2
2012	10-0	1	3	0	3	0.1	3.0	0.3
2013	7-0	0	0	0	0	0.0	0.0	0.0
<b>TOTAL</b>	<b>29-0</b>	<b>2</b>	<b>6</b>	<b>0</b>	<b>3</b>	<b>0.1</b>	<b>3.0</b>	<b>0.2</b>

### Career Highs:

Rushes: 10, vs. Saint Francis (9/1/12)

Rushing Yards: 98, vs. Richmond (10/1/11)

Rushing Touchdowns: 1, vs. Richmond (10/1/11); vs. West Virginia (9/15/12)



# 2014 DUKES

## 50 • Brandon Lee



**R-Sr. – DE – 6-2 – 260**  
Sterling, Va. – Park View

### Career Highlights

- Saw action in 30 games, starting 15 of them
- Has 72 career tackles, 17.0 tackles for loss, 6.5 sacks, an interception, three pass breakups, three forced fumbles and one blocked punt for a touchdown
- Had a career-high 3.5 sacks in a loss against Stony Brook in 2013
- Had a career-high eight tackles against William & Mary in 2012

**2013:** Started all 12 games... Posted 39 total tackles, including 12 solo stops... Ranked third on team with 10.0 tackles for loss and second on team with 6.5 sacks and five quarterback hurries...

Added one interception, two forced fumbles, five quarterback hurries, and three pass breakups... Had eight tackles including a career-high 3.5 sacks in a loss against Stony Brook... Had three tackles and his first career interception, returning it for 19 yards, at New Hampshire... Posted five tackles at William & Mary... Had three tackles with five quarterback hurries against Villanova... Had 2.0 sacks at Akron as part of 3.0 tackles for loss for 34 yards... Recorded five tackles and 1.5 tackles for loss in the home win over St. Francis (Pa.).

**2012:** Played in all 11 games for JMU, starting in three of them... Had 28 tackles on the season, including 19 solos, as well as 6.5 tackles for loss, 2.0 sacks, one forced fumble and one blocked punt... Had a career-high eight tackles, including 1.0 sack, in the home overtime win over William & Mary... Blocked a punt and scored the eventual game-winning touchdown on the return against Georgia State... Had four tackles, 1.0 tackle for loss and a forced fumble in the home win over defending CAA champion Towson... Posted three tackles, including a career-best pair of sacks, in the home victory over Alcorn State... Had tackles in 10 of 11 games, including four with three or more.

**2011:** Played in seven games for the Dukes, seeing time on the defensive line and on special teams... Recorded all five tackles on the season in the win at Massachusetts, with three solos and 0.5 sack for loss.

**2010:** Retained the year of eligibility after redshirting.

**High School:** Two-way starter for Coach Andy Hill at Park View... 2009 Dulles District Offensive Player of the Year... Was named Second Team All-State and First Team All-Region in 2009 at defensive back... First Team All-Dulles and Honorable-Mention All-Met at quarterback and defensive back... As a senior had 2,273 yards passing with 23 touchdowns... Accounted for 1,301 yards rushing with 17 touchdowns... Defensively, had 57 tackles, including 13 for losses, 25 sacks and four blocked kicks... Played on the varsity basketball team and ran track... Led the basketball squad to a 2010 regional runner-up finish.

**Personal:** Mother is Diane Lee... Majoring in sports and recreation management.

### Lee Statistics

Tackles	G-GS	UA	A	Total	TFL	Yds	PD	FF	FR	Blkd	Int
2011	7-0	3	2	5	0.5	2	0	0	0	0	0
2012	11-3	19	9	28	6.5	21	0	1	0	1	0
2013	12-12	12	27	39	10.0	77	4	2	0	0	1
<b>TOTAL</b>	<b>30-15</b>	<b>34</b>	<b>38</b>	<b>72</b>	<b>17.0</b>	<b>100</b>	<b>4</b>	<b>3</b>	<b>0</b>	<b>1</b>	<b>1</b>

Sacks	G-GS	UA	A	Total	Yds
2011	7-0	0	1	0.5	2
2012	11-3	2	0	2.0	6
2013	12-12	5	3	6.5	63
<b>TOTAL</b>	<b>30-15</b>	<b>7</b>	<b>4</b>	<b>9.0</b>	<b>71</b>

### Career Highs:

Tackles: 8, vs. William & Mary (10/13/12)  
Tackles for Loss: 2.0, vs. Alcorn State (9/8/12)  
Sacks: 3.5, vs. Stony Brook (11/16/13)

## 43 • Eric Magruder



**R-Sr. – FS/SS – 6-0 – 200**  
Petersburg, Va. – Petersburg

### Career Highlights

- Played in 30 career games for the Dukes
- Has 14 career tackles with seven of them solos
- Has a career-high two tackles in three games

**2013:** Appeared in nine games, playing primarily on special teams... Had five tackles including three solos... Had two tackles including one solo in a loss against Stony Brook.

**2012:** Played in all 11 games, seeing action on defense and special teams... Recorded five tackles on the year... Had a career-best two tackles each against St. Francis (Pa.) and Alcorn State... Also recorded a tackle against Georgia State.

**2011:** Played in 10 games as a redshirt freshman, seeing some time in the secondary but primarily on special teams... Had four tackles on the season, two of the solo... Recorded solo tackles against Maine and Villanova while posting assisted tackles against Richmond and Rhode Island.

**2010:** Retained the year of eligibility after redshirting.

**High School:** As a 2009 senior at Petersburg was Second Team All-Central District and All-Tri-City as a defensive back... Nominated to the State All-Star game... Threw for 430 yards and five touchdowns and ran for 535 yards and four scores... Had 183 receiving yards... Defensively, had 41 tackles with three interceptions and 10 pass deflections... Received the team's Most Versatile Player award as a junior... Was First Team All-Central District as a defensive back and All-Tri-City.

**Personal:** Majoring in justice studies.

### Magruder Statistics

Tackles	G-GS	UA	A	Total	TFL	Yds	PD	FF	FR	Blkd	Int
2011	10-0	2	2	4	0.0	0	0	0	0	0	0
2012	11-0	2	3	5	0.0	0	0	0	0	0	0
2013	9-0	3	2	5	0.0	0	0	0	0	0	0
<b>TOTAL</b>	<b>30-0</b>	<b>7</b>	<b>7</b>	<b>14</b>	<b>0.0</b>	<b>0</b>	<b>0</b>	<b>0</b>	<b>0</b>	<b>0</b>	<b>0</b>

### Career Highs:

Tackles: 2, three times





# 2014 DUKES

## 16 • Dean Marlowe



**R-Sr. – FS – 6-2 – 205**  
**Queens, N.Y. – Holy Cross**

### Career Highlights

- Three-time All-CAA selection, including First Team honors in 2012
- Starting 35 of a possible 36 career games played
- Preseason All-America in 2014
- One of three freshmen to earn All-CAA laurels in 2011, as he was named to the Third Team
- Also named 2012 First Team All-State, as well as 2011 and 2013 Second Team All-State by Roanoke Times and VaSID
- Has 230 career tackles and eight interceptions, along with 8.0 tackles for loss
- Had career-high 13 tackles against Stony Brook in 2013
- Preseason All-CAA selection in 2013 and 2014.

**2013:** Starter at safety for the third consecutive year, starting all 12 games in 2013... Earned Second Team All-CAA and Second Team All-State defensive back honors after recording 77 tackles, including 36 solo tackles, one interception, on fumble recovery and seven passes defended... Ranked third on the team and 12th among league defensive backs with 6.4 tackles per game... Had a career-high 13 tackles, seven of them solo, against Stony Brook... That SBU mark surpasses his previous high of 12, with five solos, set in the victory over Richmond earlier in the year... Posted seven stops with an interception returned for 35 yards in the victory over Central Connecticut State... Had four tackles and a fumble recovery at William & Mary... Had four or more tackles in all 12 contests, with six of seven or more... Also garnered Third Team All-CAA accolades as a punt returner after ranking fifth in the league in punt returns... Averaged 7.4 yards on 14 returns with a long of 31 against Stony Brook.

**2012:** Started all 11 games at safety for the Dukes... Named First Team All-CAA, as the only sophomore on the CAA defensive first team and one of four non-seniors... Also honored as First Team All-State by Roanoke Times and VaSID... One of the leaders on a JMU defense that was second in the CAA in scoring, first in rushing stats and fifth in pass defense... Had a career season-high 82 tackles on the year including 44 solos, 5.0 for loss, seven passes defended, team-high tying three interceptions, one forced fumble and one safety... Had a career high-tying 12 tackles in the home win over William & Mary, one of two games with 10 or more tackles on the year... Ranked second on the team, ninth in the CAA overall and third among CAA defensive backs at 7.45 tackles per game and 7.63 in league contests... Tied for eighth in the CAA with three interceptions (0.27 per game).

**2011:** Named Third Team All-CAA as a safety, one of just three freshmen to earn All-CAA honors on the defensive side of the ball... Also earned Roanoke Times Second Team Division I All-State and VaSID Second Team All-Virginia honors... Started 12 of 13 games played at safety... Fourth on the team and tops among defensive backs in tackles with 71, including 2.5 for a loss... Led the team with four interceptions... Had four tackles and an interception in his first career start against North Carolina... Made five tackles, including 1.5 for a loss against Central Connecticut State... Recorded four tackles and intercepted a pass against Villanova... Had a season-high 12 tackles, one tackle for a loss and a pass breakup against New Hampshire... Made eight tackles and had one interception against Rhode Island... Had three tackles and an interception against Massachusetts... Posted five tackles at North Dakota State in the NCAA Second Round.

**2010:** Retained the year of eligibility after redshirting.

**High School:** Two-way starter at quarterback and defensive back coach Tom Pugh at Holy Cross... As a senior

was New York Post and New York Daily News Queens Player of the Year... Team lost in the New York CHSFL semifinals... First Team All-Queens and All-New York City as a quarterback... Threw for 1,657 yards and 15 touchdowns... rushed for 797 yards and 15 touchdowns... Had 63 tackles and five interceptions, one of which was returned 102 yards for a

touchdown... As a junior was First Team All-CHSFL, All-Queens and All-New York City... Team reached CHSFL quarterfinals... Had 75 tackles and six interceptions in his junior season and combined for more than 750 punt and kickoff returns yards one touchdown... Team MVP his senior year... Offensive MVP in 2009 CHSFL Senior Bowl All-Star Game... Selected to play in New York High School Football Classic, picking off three passes and leading the Downstate squad to a win... Also picked to Outback Steakhouse Empire Challenge All-Star Game in June, where he helped the New York City team defeat the Long Island squad... Ran track... First Honors Honor Roll (91 average or better) freshman through senior years... St. Clair academic tutor volunteer.

**Personal:** Parents are Lisa and Mike Neil... Majoring in sports and recreation management.

### Marlowe Statistics

Scoring	G	TD	Rush	Pass	Retn	PAT	2PAT	FG	Total	Avg/G	
2011	13-12	0	0	0	0	0	0	0	0	0.0	
2012	11-11	0	0	0	0	0	0	0	2	0.2	
2013	12-12	0	0	0	0	0	0	0	0	0.0	
<b>TOTAL</b>	<b>36-35</b>	<b>0</b>	<b>0</b>	<b>0</b>	<b>0</b>	<b>0</b>	<b>0</b>	<b>0</b>	<b>2</b>	<b>0.1</b>	
Punt Returns	G-GS	No.	Yds	TD	Lg	Avg/R	Avg/G				
2011	13-12	4	34	0	14	8.5	2.6				
2012	11-11	3	35	0	12	11.7	3.2				
2013	12-12	14	104	0	31	7.4	8.7				
<b>TOTAL</b>	<b>36-35</b>	<b>21</b>	<b>173</b>	<b>0</b>	<b>31</b>	<b>8.2</b>	<b>4.8</b>				
Interceptions	G	No.	Yds	TD	Lg	Avg/R	Avg/G				
2011	13-12	4	25	0	19	6.2	1.9				
2012	11-11	3	30	0	27	10.0	2.7				
2013	12-12	1	35	0	35	35.0	2.9				
<b>TOTAL</b>	<b>36-35</b>	<b>8</b>	<b>90</b>	<b>0</b>	<b>35</b>	<b>11.2</b>	<b>2.5</b>				
All Purpose	G	Rush	Rec	PR	KR	IR	Total	Avg/G			
2011	13-13	0	0	34	0	25	59	4.5			
2012	11-11	0	0	35	0	30	65	5.9			
2013	12-12	0	0	104	0	35	139	11.6			
<b>TOTAL</b>	<b>36-35</b>	<b>0</b>	<b>0</b>	<b>173</b>	<b>0</b>	<b>90</b>	<b>263</b>	<b>7.3</b>			
Tackles	G-GS	UA	A	Total	TFL	Yds	PD	FF	FR	Blkd	Int
2011	13-12	43	28	71	2.5	6	6	0	0	0	4
2012	11-11	44	38	82	5.0	14	7	1	0	0	3
2013	12-12	36	41	77	0.5	2	8	0	1	0	0
<b>TOTAL</b>	<b>36-35</b>	<b>123</b>	<b>107</b>	<b>230</b>	<b>8.0</b>	<b>22</b>	<b>21</b>	<b>1</b>	<b>1</b>	<b>0</b>	<b>0</b>

### Career Highs:

Tackles: 13, vs. Stony Brook (11/16/13)

Tackles for Loss: 1.5, vs. Central Connecticut State (9/10/11)



# 2014 DUKES

## 5 • Dejour Simmons



**R-Sr. – WR – 5-8 – 190**  
**Virginia Beach, Va. – Green Run**

### Career Highlights

- Has played in 24 career games at JMU
- Had a 100-yard kickoff return for a touchdown in the win against Richmond
- Has 34 career carries for 166 yards and a touchdown

**2013:** Saw action in 11 games... Had 24 kickoff returns for 586 yards and a touchdown... Posted 11 carries for 57 yards... Had a 100-yard kickoff return for a touchdown in the win against Richmond, tying for the longest return in school history... Finished with three returns for 141 yards

and one score, earning CAA Special Teams Player of the Week for his efforts in the victory... Had eight carries for 32 yards in the win against Charlotte.

**2012:** Saw action in nine games during the year, getting his first collegiate start against West Virginia... Had 17 carries for 88 yards and one touchdown while adding two receptions for 12 yards... Also had 11 kickoff returns for 265 yards on the season... Had five carries for 41 yards and his first collegiate score, a three-yard run, in the season-opening win over Saint Francis (Pa.)... Had four kick returns for a season-high 101 yards, with a long of 36, against West Virginia... Also had four returns for 93 yards against Old Dominion, with a then career-best 37-yard return... Had a single reception against Saint Francis and at Rhode Island.

**2011:** Played in four games to earn his first collegiate letter... Had six carries on the year for 21 yards along with one kick return for 15 yards... Had four carries against Richmond... Rushed for 13 yards on two carries against Villanova.

**2010:** Retained the year of eligibility after redshirting.

**High School:** Played running back for coach Shawn Wilson at Green Run... As a senior was First Team All-Region, All-District, and All-Tidewater... ran for 1,600 yards and 25 touchdowns... team captain... As a junior was First Team All-Region, All-District, and All-Tidewater... Nationally ranked sprinter in track... District champion in the 100- and 200-meter dashes... State champion as a junior in the Group AAA meet in the 100 meter dash... Member of the state champion 4x100 and 4x200 teams... Two-time AAU national champion in 100 and 200 meters.

**Personal:** Parents are Ralph Thorp and Sharon Simmons... Majoring in sports and recreation management.

### Simmons Statistics

Rushing	G-GS	Att	Yds	TD	Lg	Avg/C	Avg/G	
2011	4-0	6	21	0	13	3.5	5.2	
2012	9-1	17	88	1	16	5.2	9.8	
2013	11-0	11	57	0	18	5.2	5.2	
<b>TOTAL</b>	<b>24-1</b>	<b>34</b>	<b>166</b>	<b>1</b>	<b>18</b>	<b>4.9</b>	<b>6.9</b>	
Receiving	G-GS	Rec	Yds	TD	Lg	Rec/G	Avg/C	Avg/G
2011	4-0	0	0	0	0	0.0	0.0	0.0
2012	9-1	2	12	0	6	0.2	6.0	1.3
2013	11-0	0	0	0	0	0.0	0.0	0.0
<b>TOTAL</b>	<b>24-1</b>	<b>2</b>	<b>12</b>	<b>0</b>	<b>6</b>	<b>0.1</b>	<b>6.0</b>	<b>0.5</b>
Kick Returns	G-GS	No.	Yds	TD	Lg	Avg/R	Avg/G	
2011	4-0	1	15	0	15	15.0	3.8	
2012	9-1	11	265	0	37	24.1	29.4	
2013	11-0	24	586	1	100	24.4	53.3	
<b>TOTAL</b>	<b>24-1</b>	<b>36</b>	<b>866</b>	<b>1</b>	<b>100</b>	<b>24.1</b>	<b>36.1</b>	

### Career Highs:

Rushes: 5, vs. Saint Francis (9/1/12)  
 Rushing Yards: 41, vs. Saint Francis (9/1/12)  
 Kick Return Long: 100 (TD) vs. Richmond (10/12/13)



## 9 • DeAndre' Smith



**Sr. – CB – 5-10 – 185**  
**District Heights, Md. – Wise**

### Career Highlights

- Played in 34 career games with 14 starts
- Had an 86-yard interception return for a touchdown in the win against Villanova
- Had six catches for a career-best and team season-high 122 yards at Richmond in 2012
- One of three true freshmen to play in 2011, appearing in all 13 games with one start
- Has 37 career catches for 392 yards (10.6 ypc) and three touchdowns

**2013:** Played in 10 games, starting nine of them... Switched from wide receiver mid-season to defensive back... Had 17 total tackles, including 11 solo tackles, two interceptions... In four games, had 10 receptions for 126 yards and four kickoff returns for 84 yards before the shift... Had an 86-yard interception return for a touchdown in the win against Villanova... Posted six tackles, including four solos, in his collegiate debut at cornerback in the win against Richmond... Also had four tackles and a pair of pass breakups against Stony Brook... Had four catches for 57 yards at Akron... Also grabbed four passes for 41 yards at Delaware... Posted two kickoff returns for 62 yards, including a long of 42, in the victory over Central Connecticut State.



**2012:** Played in all 11 games as a sophomore, getting the start in four of the last five contests... Finished the season with 29 receptions for 323 yards and two touchdowns, ranking second on the team in yards and third in receptions... Also had six carries for 29 yards and a touchdown... Had career-highs and team season-highs of 122 yards and two touchdown catches at Richmond, his first 100-yard receiving game

of his career and the only one of the season for JMU... His 39-yard scoring catch at Richmond was also a career long reception... Had a career-best eight catches in the road win at Rhode Island... Recorded receptions in nine of 11 games, with five with three or more.

**2011:** One of three true freshmen to see action for JMU in 2011... Played in all 13 games, earning his first collegiate start against Maine... Had eight catches for 69 yards and one touchdown on the season... Also had three rushes on the year with a long of 10 yards... Had a season-high five catches for 26 yards against Maine... Had one catch for 20 yards and his first JMU touchdown in the NCAA Second Round at North Dakota State... Also had two kick returns for 42 yards against the Bison.

**High School:** Two-way starter at quarterback and defensive back for Coach DeLawn Parrish at Wise High School in Maryland... Led Wise to three consecutive 4A South Region Championships and an appearance in the Class 4A State finals... Garnered Maryland Varsity First Team All-State, Washington Post Second Team All-Met and First Team All-MPSSAA as a defensive back... First Team All-County by the Washington Post as a punter and defensive back... As a senior playing both quarterback and defensive back, helped Wise to a 12-2 mark, a No. 9 ranking in the state and a berth in the Class 4A State finals... Also earned Maryland Varsity Second Team All-State and First Team Gazette All-Purpose honors... Rushed for 420 yards while throwing for 774 yards and seven touchdowns his final season... As a junior, rushed for 543 yards and threw for 626 yards, ranking Wise No. 13 in the state... As a sophomore quarterback, led team to its first playoff win and first region championship.

**Personal:** Majoring in management.



# 2014 DUKES

## Smith Statistics

Rushing	G-GS	Att	Yds	TD	Lg	Avg/C	Avg/G				
2011	13-1	3	-5	0	10	-1.7	-0.4				
2012	11-4	6	29	1	14	4.8	2.6				
2013	10-9	5	34	0	26	6.8	3.4				
<b>TOTAL</b>	<b>34-14</b>	<b>15</b>	<b>57</b>	<b>1</b>	<b>26</b>	<b>3.8</b>	<b>1.3</b>				
Receiving	G-GS	Rec	Yds	TD	Lg	Rec/G	Avg/C	Avg/G			
2011	13-1	8	69	1	20	0.6	8.6	5.3			
2012	11-4	29	323	2	39	2.6	11.1	29.4			
2013	10-9	10	126	0	30	1.0	12.6	12.6			
<b>TOTAL</b>	<b>34-14</b>	<b>47</b>	<b>518</b>	<b>3</b>	<b>39</b>	<b>1.1</b>	<b>11.0</b>	<b>12.0</b>			
Kick Returns	G-GS	No.	Yds	TD	Lg	Avg/R	Avg/G				
2011	13-1	2	42	0	25	21.0	3.2				
2012	11-4	0	0	0	0	0.0	0.0				
2013	10-9	4	84	0	42	21.0	8.4				
<b>TOTAL</b>	<b>34-14</b>	<b>6</b>	<b>126</b>	<b>0</b>	<b>42</b>	<b>21.0</b>	<b>2.9</b>				
Tackles	G-GS	UA	A	Total	TFL	Yds	PD	FF	FR	Blkd	Int
2013	10	11	6	17	0.0	0	5	0	0	0	2
<b>TOTAL</b>	<b>43</b>	<b>11</b>	<b>6</b>	<b>17</b>	<b>0.0</b>	<b>0</b>	<b>5</b>	<b>0</b>	<b>0</b>	<b>0</b>	<b>2</b>

### Career Highs:

Receptions: 8, at Rhode Island (9/22/12)  
 Receiving Yards: 122, at Richmond (10/20/12)  
 Receiving Touchdowns: 2, at Richmond (10/20/12)  
 Tackles: 6, vs. Richmond (10/12/13)

## 6 • Sean Tapley



**R-Sr. – WR – 6-0 – 185**  
**Jacksonville, Fla. – Raines**  
**(North Carolina)**

### Career Highlights

Transferred to JMU from North Carolina in the summer of 2014... Has one year of eligibility remaining...

**Prior to JMU:** Spent four years at North Carolina... Played in 36 career games at UNC, starting seven of them... Has 48 career receptions for 580 yards and six touchdowns, all coming in the last two years... Also has 48 kickoff returns for 1107 yards and one touchdown, a 94-yarder... As a junior, played in 11 games at wide receiver, catching 17 passes for 219 yards and a touchdown... Also returned nine kickoffs for 222 yards... Grabbed two passes for 36 yards and his first touchdown of the season at Georgia Tech... Caught four passes for a game-high 93 yards in the win over Middle Tennessee... As a sophomore, he appeared in all 12 games, starting in seven at wide receiver... Caught 26 passes for 361 yards and five touchdowns... Also returned 31 kicks for 725 yards with a 94-yard touchdown... Ranked eighth in the ACC with a kick return average of 23.4 yards per game... Caught four balls for 50 yards and returned four kicks for 99 yards against Georgia Tech... Had his first career two-touchdown performance against Virginia Tech as he finished with two catches for 43 yards and a score in addition to a 94-yard touchdown return... Earned ACC Specialist of the Week honors after returning four kicks for 152 yards and the touchdown... The return touchdown was the first allowed by Virginia Tech since 1993... Hokies had gone an FBS-record 237 consecutive games without allowing a kickoff return touchdown... Had just



one catch against East Carolina but it went for a 62-yard touchdown, the longest reception of his career... Caught four passes for 62 yards and returned six kickoffs for 130 yards at Louisville... Caught four balls for 59 yards at Wake Forest... As a redshirt freshman in 2011 appeared in all 13 games, earning time as a backup wide receiver as well as featuring on several special teams units for now JMU Head Coach Everett Withers... Rushed twice for 55 yards... Returned eight kickoffs for 160 yards, including a long of 36 at NC State... Also had a 34-yard kickoff return vs. Missouri in the Independence Bowl... Notched seven special teams tackles, including two at East Carolina... Named to The National Society of Collegiate Scholars in 2011... Redshirted in 2010.

**High School:** SuperPrep All-America... Ranked the No. 37 wide receiver in the country and the No. 25 player in Florida by SuperPrep... Considered the No. 13 wide receiver in Florida by the Orlando Sun-Sentinel... Ranked the No. 51 wide receiver in the country by Scout.com... Rated the No. 69 wide receiver in the country and one of the top 100 players in Florida by Rivals.com... Member of the Jacksonville Times-Union Super 11... Had 33 receptions for 607 yards and 11 touchdowns as a senior... Finished his junior season with 29 catches for 498 yards and four touchdowns... Coached by Duran Wiley.

**Personal:** Full name is Sean Shrone Tapley... Son of Tyrone Tapley... Majoring in kinesiology at JMU.

## 1 • Titus Till

**R-Sr. – LB – 6-2 – 215**  
**Upper Marlboro, Md. – Wise**  
**(Maryland)**



### Career Highlights

- Played in 22 career games at Madison with 20 starts
- Has 101 total tackles with 32 solos, 5.0 tackles for loss, and 1.0 sacks
- Had a season-high nine tackles in a win over Villanova
- Ranks third among the returners in tackles in 2013

**2013:** Started all 12 games last season... Recorded 62 tackles on the season, good for fourth on the team with 19 solos, 3.0 tackles for loss, and two pass breakups... Had a career-best nine tackles in the victory over Villanova... Posted eight tackles and 2.0 tackles for loss at Towson... Had 44 tackles during CAA play, with 15 solos... Recorded a tackle in every game this season, including five or more tackles in seven games.

**2012:** Played in 10 contests in his first year for the Dukes, getting the start in nine of them, including each of the final six games... Recorded 39 tackles on the year (eighth on the team) with 13 solos and 2.5 tackles for loss... Had a season-best eight tackles in the overtime victory over William & Mary... Had four tackles with 2.0 for loss and 1.0 sacks in the road win at Maine... Posted tackles in all but one game played, with four or more in seven of them... Transfer to JMU that enrolled in the spring semester and participated in spring drills.

**Prior to JMU:** Spent his first two years at Maryland, playing as a redshirt freshman... In 2011, saw action in 11 games with starts in six at safety... Tied for sixth on the team with 47 tackles... Made his first career start against Towson due to a season-ending injury to Matt Robinson... Recorded a career-high 11 tackles, six of them solo (also a career best), with a half tackle for loss against Towson... Posted five tackles against Georgia Tech... Made nine tackles against Clemson... Had a game-high eight tackles, matching a career best with six solo stops, against Florida State... Had five stops vs. Boston College... Redshirted his freshman year at Maryland.

**High School:** A SuperPrep All-American as a senior at Wise... 2009 consensus All-State selection... Third-ranked player in Maryland, No. 158 overall in the nation and the 11th-ranked safety, according to Rivals.com... A four-star prospect by Rivals.com... Ranked No. 36 among safeties by Scouts, Inc. ... Despite missing the first three games of the season with a shoulder injury, recorded 64 tackles and four interceptions in helping lead the Pumas to the Class 4A state championship game... Anchored a defense that gave up six touchdowns all season... Also handled kickoff and punt return duties for the state runner-up... Earned Prince George's County Gazette First Team and Washington Post All-Met Second Team honors in 2009... Also earned All-County First Team... Played in the 2010 Team USA vs. The World game in Miami, the day prior to the NFL Pro Bowl... Also played basketball... Coached by DaLawn Parrish.





# 2014 DUKES

**Personal:** Born in Anchorage, Alaska... Parents are Durwood III and Mary Jane Till... Father is a retired Air Force officer... Majoring in sports and recreation management.

## Till Statistics

Tackles	G-GS	UA	A	Total	TFL	Yds	PD	FF	FR	Blkd	Int
2012	10-9	13	26	39	2.5	17	1	0	0	0	0
2013	12-12	19	43	62	3.0	5	2	0	0	0	0
<b>TOTAL</b>	<b>22-21</b>	<b>32</b>	<b>69</b>	<b>101</b>	<b>5.5</b>	<b>22</b>	<b>3</b>	<b>0</b>	<b>0</b>	<b>0</b>	<b>0</b>


  

Sacks	G-GS	UA	A	Total	Yds
2012	10-9	1	1	1.5	11
2013	12-12	0	0	0.0	0
<b>TOTAL</b>	<b>22-21</b>	<b>1</b>	<b>1</b>	<b>1.5</b>	<b>11</b>

## Career Highs:

Tackles: 9, vs. Villanova (11/2/13)  
Tackles for Loss: 2.0, at Maine (11/3/12); at Towson (11/23/13)  
Sacks: 1.0, at Maine (11/3/12)

## 53 • Matt Williams



**R-Sr. – OC – 6-3 – 290**  
**Glen Mills, Pa. – Cardinal O'Hara**

### Career Highlights

- Played in 36 career games, starting 23 of those contests
  - Expected to start again at center in 2014
- 2013:** Started all 12 games at center... Part of an offensive line that was part of a single-season school records for passing yards and passing touchdowns and was fifth in the CAA in total offense.
- 2012:** Started all 11 games at center to earn his second collegiate letter... Was a key part of an offense that ranked fourth in rushing offense in the CAA at 209.0 yards per game and 4.6 yards per rush... ranked third in the CAA in rushing at 86.8 yards per game and earned

Blocked for Dae'Quan Scott, who Second Team All-CAA honors.

**2011:** Played in all 13 games as a reserve on the offensive line and on special teams... Helped the Dukes average 222.5 yards per game rushing and 4.7 yards per carry.

**2010:** Retained the year of eligibility after redshirting.

**High School:** Two-way lineman for Coach Don Algeo at Cardinal O'Hara... As a senior was First Team All-State offensive lineman, as well as First Team All-Catholic League offensive and defensive lineman and First Team All-County offensive lineman... Also earned All-Southeast Pennsylvania First Team honors... As a junior, was Second Team All-Catholic League and All-Delco offensive lineman... Honorable Mention All-Delco offensive lineman as a sophomore... Made Second Honor's twice... Selected to play in the Big 33 Pennsylvania vs. Ohio High School and Northeast vs. New Jersey All-Star Games.

**Personal:** Parents are Charlie Williams and Karen Charles.. Majoring in sports and recreation management.



## 21 • Jeremiah Wilson



**R-Sr. – CB – 5-10 – 195**  
**Winchester, Va. – Handley (Maryland)**

### Career Highlights

- Played in 27 career college games, with 15 coming at JMU with eight starts
- Had 35 tackles, including 10 solos, and a fumble recovery in seven games in 2013
- Posted a career-high 11 tackles, including two solos, at Delaware
- Shifted from safety in 2013 to cornerback in 2014

**2013:** Got the starting nod in all seven games played before missing the final five due to injury ... Recorded a career-high 35 tackles, including 10 solos, and a fumble recovery... Had career-best 11 tackles, including two solos, at Delaware... Posted eight tackles, including two solos, in a win over Central Connecticut State... Recorded four tackles and a fumble recovery in the win over Charlotte.

**2012:** Saw action in eight games at JMU, getting the start against Alcorn State, while missing some time due to injury... Had nine total tackles on the year with six solos and 1.0 tackle for loss... Also had four kickoff returns for 95 yards with a long of 37... Had a season high three tackles, with two solos, at Richmond... Also had two tackles with 1.0 tackle for loss against Alcorn State... Had three kick returns



for 58 yards against West Virginia... Had a season-long 37-yard kick return against Alcorn State... Transfer to JMU that enrolled in the 2012 spring semester and participated in spring drills.

### Prior to JMU:

Played in all 12 games as a redshirt freshman at Maryland in 2011... Had five carries for 16 yards with a long of 9... Also had one reception for three yards... Returned five kickoffs for 122 yards, a 24.4 yard average, with a long of 29... Had a pair of carries for 11 yards against West Virginia along with three kickoff returns for 77 yards...

Redshirted in 2010... Named the offensive scout team player of the week leading up to the West Virginia game (9/11).

**High School:** An explosive athlete who played running back and defensive back at Handley... The 28th-ranked player in Virginia according to Rivals.com... Ranked No. 34 on the SuperPrep Virginia 37... The No. 69 cornerback in the nation according to Scout.com... The 117th-ranked athlete in the nation according to Scouts, Inc. ... Missed six weeks in 2009, but still managed to accumulate 926 rushing yards on 95 carries with 12 touchdowns... Also had 20 tackles and one interception... A 2009 All-Region choice at running back... Was a 2008 First Team All-Region selection at running back and a Second Team choice at defensive back... Rushed for nearly 1,500 yards and had 20 touchdowns as a junior when he was the Area Player of the Year... Recorded 80 tackles and five interceptions that season... Also ran track and played basketball... Coached by Tony Rayburn... Was on the Honor Roll.

**Personal:** Parents are Joseph and Jena Wilson... Has four siblings... Majoring in sociology.

## Wilson Statistics

Tackles	G-GS	UA	A	Total	TFL	Yds	PD	FF	FR	Blkd	Int
2012	8-1	6	3	9	1.0	2	0	0	0	0	0
2013	7-7	10	25	35	0.0	0	0	0	1	0	0
<b>TOTAL</b>	<b>15-8</b>	<b>16</b>	<b>28</b>	<b>44</b>	<b>1.0</b>	<b>2</b>	<b>0</b>	<b>0</b>	<b>1</b>	<b>0</b>	<b>0</b>

## Career Highs:

Tackles: 11, at Delaware (9/28/13)  
Tackles for Loss: 1.0, vs. Alcorn State (9/8/12)



# 2014 DUKES

## 22 • Marquis Woodyard



**R-Sr. – WR – 5-10 – 185**  
**Frederick, Md. – Thomas Johnson**

### Career Highlights

- Played in 24 career games for JMU
  - Has 12 catches for 123 yards and a touchdown in his career
  - Caught his first touchdown pass in a win over Saint Francis (Pa.)
- 2013:** Saw action in eight games... Had two catches for 44 yards and a touchdown... Posted a career-long 31-yard reception in the win over Albany... Caught his first touchdown in the win over Saint Francis (Pa.), an 11-yarder.

**2012:** Saw action in six games, missing time during the middle of the season due to injury, while starting in three of them... Had 10 total receptions for 79 yards on the year... Had three catches each against Saint Francis, Alcorn State and West Virginia... Had a season-high 24 receiving yards against the Mountaineers... Had a season-best 13-yard catch at Rhode Island.

**2011:** Played in 10 games, all as a reserve, at wide receiver and on special teams... Did not have any receptions or tackles on the season.

**2010:** Retained the year of eligibility after redshirting.

**High School:** Three-year letterman and 2010 graduate at Thomas Johnson, leading the squad to regional titles his sophomore and senior seasons... 2009 Second Team All-State defensive back... 2009 First Team All-State defensive back... All-Conference wide receiver... As a senior had 56 tackles and three interceptions... Offensively had 42 receptions for 563 yards and eight touchdowns... As a junior was All-County defensive back after recording 44 tackles and five interceptions... Offensively had 18 receptions for 220 yards and three touchdowns his junior year... As a sophomore had 34 tackles and two interceptions... Also a highly-decorated track athlete after leading the Patriots to three state and four regional track championships... County and State Runner of the Year and 2009 Gatorade Track Athlete of the Year... Two-time All-State, All-County and All-Conference runner... 110- and 300-meter hurdle state champion as a junior... Vice president of Necktie Organization... Was on the Honor Roll and a Maryland Scholar.

**Personal:** Parents are Shannon Woodyard and Sandra Harvey... Majoring in sociology.

### Woodyard Statistics

Receiving	G-GS	Rec	Yds	TD	Lg	Rec/G	Avg/C	Avg/G
2011	10-0	0	0	0	0	0.0	0.0	0.0
2012	6-3	10	79	0	13	1.7	7.9	13.2
2013	8-0	2	44	1	33	0.2	22.0	5.5
<b>TOTAL</b>	<b>24-3</b>	<b>12</b>	<b>123</b>	<b>1</b>	<b>33</b>	<b>0.5</b>	<b>10.2</b>	<b>5.1</b>

Scoring	G-GS	TD	Rush	Pass	Retn	PAT	2PAT	FG	Total	Avg/G
2011	10-0	0	0	0	0	0	0	0	0	0.0
2012	6-3	0	0	0	0	0	0	0	0	0.0
2013	8-0	1	0	1	0	0	0	0	6	0.8
<b>TOTAL</b>	<b>24-3</b>	<b>1</b>	<b>0</b>	<b>1</b>	<b>0</b>	<b>0</b>	<b>0</b>	<b>0</b>	<b>6</b>	<b>0.2</b>

### Career Highs:

Receptions: 3, three times  
 Receiving Yards: 31, vs. Albany (10/5/13)  
 Touchdowns: 1, vs. Saint Francis (Pa.) (9/14/13)  
 Long: 31, vs. Albany (10/5/13)  
 Sacks: 1.0, at Maine (11/3/12)



## JUNIOR PROFILES

## 42 • Connor Arnone



**R-Jr. – PK – 6-0 – 205**  
**Williamsport, Md. – Williamsport**

### Career Highlights

- Had a career-long punt of 66 yards in a win over Albany
- Averaged 39.4 yards per punt and 57.28 yards per kickoff for career
- Named CAA Specialist of the Week for performance in win over Albany

**2013:** Appeared in 12 games, handling punting and kickoff duties... Averaged 39.4 yards on the season on 51 punts... Had eight punts of over 50 yards... Had seven punts downed inside the opponents' 20 yard-line... Named CAA Specialist of the Week for

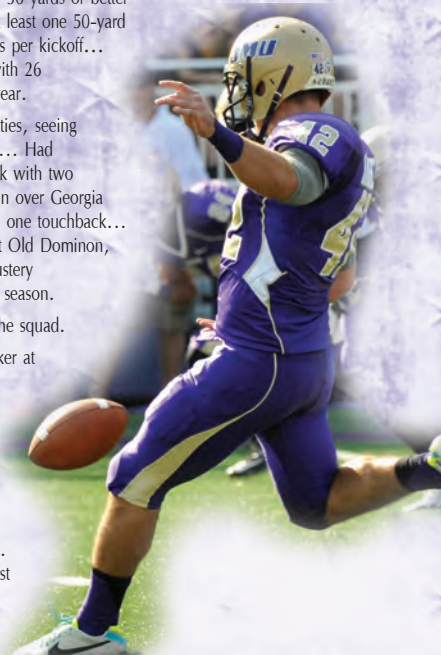
performance in win over Albany after posing a season-best 49.5-yard average on four punts, including a career-long 66-yard boot, two punts of 50 yards or better and one downed inside the 20... Had at least one 50-yard punt in six games... Averaged 57.4 yards per kickoff... Also handled kickoffs and led the CAA with 26 touchbacks... Had three tackles on the year.

**2012:** Handled part of the kickoff duties, seeing time in five games as a redshirt freshman... Had 18 kickoffs, averaging 56.8 yards per kick with two touchbacks... Had five kickoffs in the win over Georgia State, averaging 61.6 yards per kick with one touchback... Also handled all the kickoff duties against Old Dominion, with five kicks for a 52.6 average in blustery conditions... Also had one tackle on the season.

**2011:** Spent the spring season with the squad.

**High School:** Was the primary kicker at Williamsport, showing the ability to hit long-distance field goals... Competed in four sports in high school... Played high school basketball, earning First Team All-County and All-Conference accolades as a senior for the second straight year while leading the team to the state finals as a captain... Also was a baseball standout, earning First Team All-County and All-Conference honors as a junior and senior, pacing the team to the state semifinals his last year... Was also honored as Second Team All-Area for basketball and baseball his last year at Williamsport... Was also a member of the National Honor Society and Distinguished Honor Roll.

**Personal:** Parents are Bryon and Nancy Arnone... Dad Bryon played college football at JMU (1979-83), while uncle Brok played at Navy (1978-79)... Uncle Brett also played at JMU (1981-82), while sister Casey is a current soccer player at Salisbury... Majoring in accounting



### Arnone Statistics

Punting	G	No.	Yards	Lg	Avg	BLK	TB	FC	50+	i20
2012	5	0	0	0	0.0	0	0	0	0	0
2013	12	51	2011	66	39.4	1	2	7	8	7
<b>TOTAL</b>	<b>17</b>	<b>51</b>	<b>2011</b>	<b>66</b>	<b>39.4</b>	<b>1</b>	<b>2</b>	<b>7</b>	<b>8</b>	<b>7</b>

Tackles	G	UA	A	Total	TFL	Yds	PD	FF	FR	Blkd	QBH
2012	5	1	0	1	0.0	0	0	0	0	0	0
2013	12	2	1	3	0.0	0	0	0	0	0	0
<b>TOTAL</b>	<b>17</b>	<b>3</b>	<b>1</b>	<b>4</b>	<b>0.0</b>	<b>0</b>	<b>0</b>	<b>0</b>	<b>0</b>	<b>0</b>	<b>0</b>

### Career Highs:

Punts: 8, vs. Villanova (11/2/13)  
 Average Yards (2 punt minimum): 49.5, vs. Albany (10/5/13)  
 Long: 66, vs. Albany (10/5/13)



# 2014 DUKES

## 26 • Abdul Bangura



**R-Jr. – CB – 5-10 – 180**  
**Riverdale, Md. – Eleanor Roosevelt**  
**(Old Miss)**

### Career Highlights

- Recorded career-high eight tackles, including two solos, in a win over Albany
- Posted three tackles, including 0.5 tackles for loss at Delaware

**2013:** Played in all 12 games, starting one, garnering his first JMU letter... Recorded 27 tackles, including 15 solo stops, 0.5 tackles for loss, and one pass breakup... Had a career-high eight tackles, including two solos, in a win over Albany... Had four tackles, two of them solo, in the home win over St. Francis (Pa.)... Posted tackles in 10 of 12 games played, with two or more in eight of them.

**Prior to JMU:** Played in two games as a redshirt freshman at Ole Miss in 2012... Named SEC Fall Academic Honor Fall 2012-13... Transferred to JMU in fall of 2013 and participated in fall drills

**Personal:** Majoring in biology.



## 47 • Marzae Brooks



**R-Jr. – LB – 5-11 – 225**  
**Mechanicsville, Va. – Hanover**

### Career Highlights

- Played in 22 career games
- Has 21 career tackles
- Had a career-high six tackles in a win over Charlotte

**2013:** Appeared in 11 games on defense and special teams... Posted 12 tackles, including four solos...

Had a career-high six tackles including two solos in a win over Charlotte... Had four tackles with one solo stop in a win over Albany.

**2012:** Played in all 11 games, seeing action primarily on special teams but also playing some on the defensive side of the ball, earning his first collegiate letter... Recorded nine tackles on the year, with two solos... Had a pair of tackles each against Alcorn State and West Virginia.

**2011:** Retained the year of eligibility after redshirting.

**High School:** Was an All-Central Region, All-Metro and All-District selection as a senior... Also earned Second Team All-Region and All-District as a junior... Ran track additionally and was a district champion and earned All-State honors... Was a member of the Honor Roll.

**Personal:** Son of Leo Brooks and Denis Gross... Majoring in justice studies.



### Bangura Statistics

TACKLES	G	UA	A	Total	TFL	Yds	PD	FF	FR	Blkd	QBH
2013	12	15	12	27	0.5	0	1	0	0	0	0
<b>TOTAL</b>	<b>12</b>	<b>15</b>	<b>12</b>	<b>27</b>	<b>0.5</b>	<b>0</b>	<b>1</b>	<b>0</b>	<b>0</b>	<b>0</b>	<b>0</b>

### Career Highs:

Tackles: 8, vs. Albany (10/5/13)  
 Tackles for Loss: 0.5, at Delaware (9/28/13)

### Brooks Statistics

Kick Returns	G-GS	No.	Yds	TD	Lg	Avg/R	Avg/G
2012	11	0	0	0	0	0.0	0.0
2013	11	1	8	0	8	8.0	0.7
<b>TOTAL</b>	<b>22</b>	<b>1</b>	<b>8</b>	<b>0</b>	<b>8</b>	<b>8.0</b>	<b>0.4</b>

TACKLES	G	UA	A	Total	TFL	Yds	PD	FF	FR	Blkd	QBH
2012	11	2	7	9	0.0	0	0	0	0	0	0
2013	11	4	8	12	0.0	0	0	0	0	0	0
<b>TOTAL</b>	<b>22</b>	<b>6</b>	<b>15</b>	<b>21</b>	<b>0.0</b>	<b>0</b>	<b>0</b>	<b>0</b>	<b>0</b>	<b>0</b>	<b>0</b>

### Career Highs:

Tackles: 6, vs. Charlotte (9/21/13)



# 2014 DUKES

## 37 Deane Cheatham



**R-Jr. – TE – 6-2 – 240**  
**Mechanicsville, Va. – Hanover**

### Career Highlights

- Played in 12 games, starting 11 as a redshirt freshman
- Has 19 catches for 204 yards and four touchdowns in his career
- Had season highs of three catches for 67 yards and a touchdown at Delaware.

**2013:** Appeared in 12 games, starting 11 of them... Finished with 19 receptions for 204 yards and four touchdowns, ranking second on the team in receiving touchdowns and sixth in catches and yards... Had two carries for eight yards... Had a personal season-high three catches in four different games, with the best going for 67 yards and a

touchdown at Delaware, including a season-long 37-yarder for the score... Had two catches for 21 yards and his first collegiate touchdown in win over Central Connecticut State... Also scored touchdowns in a home victory over Richmond and against Stony Brook... Had three receptions for 29 yards at Towson.

**2012:** Did not play during his redshirt freshman year.

**2011:** Redshirted and retained the year of eligibility.

**High School:** Two-way starter at running back and linebacker for Coach Josh Just at Hanover High School in Virginia... Two-star recruit, according to Rivals.com... Rushed 231 times for 1,590 yards (133 yards per game and 27 touchdowns his senior season) to earn Capital District Offensive Player of the Year while leading the team to an 11-1 record and its first Capital District Championship... Earned First-Team Richmond Times-Dispatch All-Metro, All-District All-Central Region, Virginia Preps Central Region as a running back his senior year... Added six receptions for 87 yards and one touchdown, while also averaging 24.5 yards per punt return with one touchdown his final season... As a junior was named Associated Press Second-Team Class AAA All-State, First-Team All-Region and First-Team All-District as a running back... Had 1,406 yards rushing and 20 touchdowns, averaging 108.2 yards per game his junior season, while adding 19 receptions for 233 yards and two scores... His sophomore season was named Second-Team All-District as a running back after posting 636 yards rushing on 99 attempts, with seven touchdowns and 21 receptions for 255 yards and five touchdowns.

**Personal:** Parents are Deane(III) and Cindy Cheatham... Majoring in political science.

### Cheatham Statistics

RUSHING	G	Att	Yds	TD	Lg	Avg/C	Avg/G
2013	12	2	8	0	6	4.0	0.7
<b>TOTAL</b>	<b>12</b>	<b>2</b>	<b>8</b>	<b>0</b>	<b>6</b>	<b>4.0</b>	<b>0.7</b>

TOTAL OFFENSE	G	Rush	Pass	Total	Avg/G
2013	12	8	0	8	0.7
<b>TOTAL</b>	<b>12</b>	<b>8</b>	<b>0</b>	<b>8</b>	<b>0.7</b>

RECEIVING	G	Rec	Yds	TD	Lg	Rec/G	Avg/C	Avg/G
2013	12	19	204	4	37	1.6	10.7	17.0
<b>TOTAL</b>	<b>12</b>	<b>19</b>	<b>204</b>	<b>4</b>	<b>37</b>	<b>1.6</b>	<b>10.7</b>	<b>17.0</b>

SCORING	G	TD	Rush	Pass	Retn	PAT	2PAT	FG	Total	Avg/G
2013	12	4	0	4	0	0	1	0	26	2.2
<b>TOTAL</b>	<b>12</b>	<b>4</b>	<b>0</b>	<b>4</b>	<b>0</b>	<b>0</b>	<b>1</b>	<b>0</b>	<b>26</b>	<b>2.2</b>

ALL PURPOSE	G	Rush	Rec	PR	KR	IR	Total	Avg/G
2013	12	8	204	0	0	0	212	17.7
<b>TOTAL</b>	<b>12</b>	<b>8</b>	<b>204</b>	<b>0</b>	<b>0</b>	<b>0</b>	<b>212</b>	<b>17.7</b>

TACKLES	G	UA	A	Total	TFL	Yds	PD	FF	FR	Blkd	QBH
2011	0	0	0	0	0.0	0	0	0	0	0	0
2013	12	0	1	1	0.0	0	0	0	0	0	0
<b>TOTAL</b>	<b>12</b>	<b>0</b>	<b>1</b>	<b>1</b>	<b>0.0</b>	<b>0</b>	<b>0</b>	<b>0</b>	<b>0</b>	<b>0</b>	<b>0</b>

### Career Highs:

Receptions: 3, four times (most recent at Towson (11/23/13))

Receiving Yards: 67, at Delaware (9/28/13)

Touchdowns: 1, four times (most recent vs. Stony Brook (11/16/13))

Long: 37, at Delaware (9/28/13)

## 8 Andre Coble



**R-Jr. – WR – 5-10 – 185**  
**Richmond, Va. – Meadowbrook**  
**(Fork Union Military)**

### Career Highlights

- Had six receptions for 97 yards as a true freshman in seven games played in 2011
- Season-high six receptions in NCAA Second Round at North Dakota State
- Long reception was a 22-yarder at ODU

**2013:** Saw action in six games... Had six catches for 24 yards... Posted five catches for 20 yards in a win over Charlotte... Had one

catch for four yards in a win over Central Connecticut State

**2012:** Missed the entire season due to injury and retained the year of eligibility.

**2011:** Played in seven games as a true freshman, working both as a wide receiver and quarterback in the wildcat formation... Was sixth on the team with six receptions for 97 yards... Posted a season-high six receptions for 34 yards in the NCAA Playoffs at North Dakota State... Had his first collegiate reception at Old Dominion, a season-long 22-yarder... Had a season-high five carries in first appearance in the win over Richmond, while his long rush of the season was a 25-yard run against Villanova.

**High School:** Spent the last season at Fork Union Military Academy playing for Coach John Shuman... Enrolled at JMU in Spring 2011 and participated in the spring practices, working out mostly at wide receiver... Was a 2009 Virginia Preps AAA All-State honoree, the 2009 All-Metro Quarterback and Offensive Player of the Year, 2009 Central Region Offensive Player of the Year and 2009 Central District Offensive Player of the Year by the Richmond Times-Dispatch... Played quarterback for Coach Troy Taylor at Meadowbrook High School... In prep career, passed for 4,639 yards and 46 touchdowns while rushing for 2,524 yards and 34 touchdowns... As a senior, led his team to a 9-1 record... Passed for 1,324 yards and 11 touchdowns and also rushed for 1,094 yards and touchdowns... 2008 Richmond Times-Dispatch All-Metro Team honoree... First Team All-Group AAA Utility, First Team All-Central Region, and All-State in 2008... As a junior, threw for 1,533 yards and 16 touchdowns and rushed for 1,082 yards and 12 touchdowns... Defensively, had three interceptions, returning one for a touchdown... Named Student of the Year in 2006

**Personal:** Parents are Stephanie and Desmond Coble... Uncle Tyson Coble, Jr., played baseball at Shaw University... Majoring in sports and recreation management.

### Coble Statistics

Rushing	G-GS	Att	Yds	TD	Lg	Avg/C	Avg/G
2011	7-0	8	17	0	25	2.1	2.4
2012							
<b>TOTAL</b>	<b>13-0</b>	<b>9</b>	<b>14</b>	<b>0</b>	<b>25</b>	<b>1.6</b>	<b>1.1</b>

Receiving	G-GS	Rec	Yds	TD	Lg	Rec/G	Avg/C	Avg/G
2011	7-0	9	71	0	22	1.3	7.9	10.1
2012								
<b>TOTAL</b>	<b>13-0</b>	<b>15</b>	<b>95</b>	<b>0</b>	<b>22</b>	<b>1.2</b>	<b>6.3</b>	<b>7.3</b>

ALL PURPOSE	G	Rush	Rec	PR	KR	IR	Total	Avg/G
2011	7	17	71	0	0	0	88	12.6
2013	6	-3	24	0	0	0	21	3.5
<b>TOTAL</b>	<b>13-0</b>	<b>14</b>	<b>95</b>	<b>0</b>	<b>0</b>	<b>0</b>	<b>109</b>	<b>8.4</b>

### Career Highs:

Rushes: 5, vs. Richmond (10/1/11)

Rushing Yards: 17, vs. Villanova (10/15/11)

Receptions: 6, at North Dakota State (12/3/11)

Receiving Yards: 34, at North Dakota State (12/3/11)



# 2014 DUKES

## 78 • Wray Fucci



**R-Jr. – OT – 6-6 – 300**  
**Oyster Bay, N.Y. – Holy Trinity**

### Career Highlights

- Played in 11 games as a redshirt freshman on special teams and on the offensive line
- 2013:** Saw action in 11 games in a reserve role... Part of JMU offense that averaged 407.0 yards per game and ranked fifth in the CAA in total offense... Also was part of the special teams on field goals and point after attempts.
- 2012:** Played in all 11 games as a redshirt freshman, playing on the offensive line and special teams to earn his first college letter.

**2011:** Redshirted and retained the year of eligibility.

**High School:** Ranked No. 30 on the MSG Varsity Top-100 Football Players on Long Island... Played both tight end and defensive end for Coach Tony Mascia at Holy Trinity... Named All-CHSFL and the MaxPreps All-Section teams as a senior after leading Holy Trinity to a 7-3 mark and 5-2 record in league play, advancing to the second round of the Class AAA Playoffs... Was also selected to play in the CHSFL Senior Bowl for the Long Island squad... As a junior, led the Titans to a 10-1 record and the AAA-AA Catholic High School League title.

**Personal:** Majoring in computer information systems



### Fucci Statistics

TACKLES	G	UA	A	Total	TFL	Yds	PD	FF	FR	Blkd	QBH
2011	0	0	0	0	0.0	0	0	0	0	0	0
2012	11	0	0	0	0.0	0	0	0	0	0	0
2013	11	1	0	1	0.0	0	0	0	0	0	0
<b>TOTAL</b>	<b>22</b>	<b>1</b>	<b>0</b>	<b>1</b>	<b>0.0</b>	<b>0</b>	<b>0</b>	<b>0</b>	<b>0</b>	<b>0</b>	<b>0</b>

## 95 • Xavier Gates



**R-Jr. – DT – 6-3 – 330**  
**Harrisburg, Pa. – John Harris (Kansas State)**

Joined the JMU football program in summer of 2014

**Prior to JMU:** Spent his first three years at Kansas State as part of the program... Did not see any action during that time.

**High School:** Prepped at John Harris High School under head coach George Champ... Helped lead team to a 10-3 record and a Mid-Penn League championship... Was named to the 2010 Patriot News All-State team... Earned First Team All-Conference accolades as a defensive tackle and Second Team honors as an offensive tackle... Also

lettered four years in track and field.

**Personal:** Xavier A Gates was born in Harrisburg, Pa... Son of James and Valerie Gates... Was an honor roll student and a member of the student council in high school... Majoring in graphic design.

## 83 • Derek Hart



**R-Jr. – TE – 6-4 – 240**  
**Manheim, Pa. – Manheim Central**

### Career Highlights

- Played in six games as a redshirt freshman
- Had three catches for 53 yards in 2012
- 2013:** Saw action in all 12 games... Was JMU's long snapper for field goals and punts... Played mostly on special teams.
- 2012:** Played in six games, seeing action on both special teams and tight end... Had three receptions on the year for 53 yards... Made his first collegiate catch against West Virginia, a nine-yarder... Had a season-long 37-yard catch in the win at

Rhode Island... Also had a reception against Georgia State... Recorded a special teams tackle at Richmond.

**2011:** Redshirted and retained the year of eligibility.

**High School:** Three-year starter at wide receiver for Coach Mike Williams at Manheim Central... Led Manheim Central to an 8-4 mark his senior year and the team's 19th straight season in the district playoffs... Hauled in 33 catches for team highs of 670 yards and 10 touchdowns, earning Lancaster-Lebanon League Football Coaches Wide Receiver of the Year and First Team honors... As a junior, helped the team to the Class AAA title game, scoring the Barons' only touchdown in the state championship... Had more than 20 receptions for over 300 yards as a junior... Also a three-year varsity basketball letter winner... One of the top high jumpers in the state of Pennsylvania, having cleared 6-8 as a junior... Honor Roll student all four years.

**Personal:** Majoring in computer information systems



### Hart Statistics

RECEIVING	G-GS	Rec	Yds	TD	Lg	Rec/G	Avg/C	Avg/G
2012	6-0	3	53	0	37	0.5	17.7	8.8
2013	12-0	0	0	0	0	0.0	0.0	0.0
<b>TOTAL</b>	<b>18-0</b>	<b>3</b>	<b>53</b>	<b>0</b>	<b>37</b>	<b>0.2</b>	<b>17.7</b>	<b>2.9</b>

ALL PURPOSE	G-GS	Rush	Rec	PR	KR	IR	Total	Avg/G
2012	6-0	0	53	0	0	0	53	8.8
2013	12-0	0	0	0	0	0	0	0.0
<b>TOTAL</b>	<b>18-0</b>	<b>0</b>	<b>53</b>	<b>0</b>	<b>0</b>	<b>0</b>	<b>53</b>	<b>2.9</b>

TACKLES	G-GS	UA	A	Total	TFL	Yds	PD	FF	FR	Blkd	QBH
2012	6-0	0	1	1	0.0	0	0	0	0	0	0
2013	12-0	1	1	2	0.0	0	0	0	0	0	0
<b>TOTAL</b>	<b>18-0</b>	<b>1</b>	<b>2</b>	<b>3</b>	<b>0.0</b>	<b>0</b>	<b>0</b>	<b>0</b>	<b>0</b>	<b>0</b>	<b>0</b>

### Career Highs:

Receptions: 1, three times (most recent vs. Georgia State (10/27/12))  
 Receiving Yards: 37, at Rhode Island (9/22/12)  
 Long: 37, at Rhode Island (9/22/12)



# 2014 DUKES

## 48 • Ascene Jacques



**R-Jr. – LB – 6-2 – 230**  
**Springdale, Md. – C.H. Flowers**

### Career Highlights

- Played in 23 career games
  - Has 32 career tackles with 5.0 tackles for loss
  - Forced a fumble in a win over Charlotte
- 2013:** Appeared in all 12 games... Had 29 tackles, including 10 solos, 3.5 tackles for loss, a forced fumble, and a quarterback hurry... Had career-high 7 tackles, including two solos, and a forced fumble in a win over Charlotte... Posted 5 tackles in a win over Villanova... Had 5 tackles including one solo stop and 1.0 tackle for loss in a win over Central Connecticut State

**2012:** Saw action in four games to get his first JMU letter, playing as a defensive reserve and on special teams... Had three tackles on the year with 1.5 tackles for loss... Posted single tackles against Saint Francis (Pa.), Alcorn State and at Villanova... Had a tackle for loss against Saint Francis.

**2011:** Redshirted and retained the year of eligibility.

**High School:** Two-year starter at outside linebacker for Coach Mike Mayo C.H. Flowers... Earned an invitation to play in Maryland's 2010 Crab Bowl on the Washington squad for high school seniors... Named Second Team Big School All-State by the statewide media after posting more than 100 tackles, 14 sacks, five forced fumbles and one interception his senior year... Also garnered First Team All-County 4A from the Prince George's County Football Coaches Association and



First Team All-Metro... Helped Flowers to a 10-2 record his junior season, including 9-1 in league play... Also was an accomplished wrestler in high school, advancing to the state tournament and earning All-County honors at 189 pounds his junior year... Honor Roll Student all four years... Graduated with Honors and 3.8 grade point average.

**Personal:** Majoring in computer information systems.

### Jacques Statistics

TACKLES	G	UA	A	Total	TFL	Yds	PD	FF	FR	Blkd	QBH
2011	0	0	0	0	0.0	0	0	0	0	0	0
2012	4	1	2	3	1.5	2	0	0	0	0	0
2013	12	10	19	29	3.5	10	0	1	0	0	1
<b>TOTAL</b>	<b>16</b>	<b>11</b>	<b>21</b>	<b>32</b>	<b>5.0</b>	<b>12</b>	<b>0</b>	<b>1</b>	<b>0</b>	<b>0</b>	<b>1</b>

## 58 • Tom Joyce



**R-Jr. – LB – 5-11 – 215**  
**East Wantagh, N.Y. – Douglas MacArthur (Sacred Heart)**

**2013:** Did not see action in any games.

**Prior to JMU:** Spent his first two years at Sacred Heart.

**High School:** Finished his career at MacArthur High School second all-time in career tackles with 237 stops... Led his team to the Nassau County Conference I Playoffs his sophomore through senior seasons... As a senior turned in 104 total tackles with six sacks and two forced fumbles on defense and carried the ball 54 times for 501 yards and eight touchdowns on offense... Also hauled in eight

catches for 126 yards out of the backfield... Earned a spot in the Exceptional Senior Bowl and was named the game's Defensive MVP... Was the recipient of the Tom Thorp Award as a senior, given to Nassau County's Most Outstanding Player... Garnered All-County and All-Long Island and third team All-State awards... As a junior earned All-County honors... Was named the Academic All-Conference team... Also was an Honor Roll Student-Athlete and member of the Key Club... Also was a member of his school's lacrosse team.

**Personal:** Son of Tom and Evelyn Joyce.. Majoring in justice studies.

## 59 • Casey Kroll



**R-Jr. – OG – 6-6 – 280**  
**Warrenton, Va. – Kettle Run**

### Career Highlights

- Appeared in one career game
- 2013:** Appeared in one game for the Dukes
- 2012:** Did not see any action as a redshirt freshman.
- 2011:** Redshirted and retained the year of eligibility... Enrolled at JMU in Spring 2011 and participated in spring practices.

**High School:** Played both offensive tackle and defensive end at Fork Union in his prep year for Coach John Shuman... Played tight end for Coach Jeff Lloyd at Kettle Run... Named to the All-Evergreen

District First Team his junior and senior years at Kettle Run... Also played defense on the lacrosse team, earning Second Team All-District honors his senior year.

**Personal:** Majoring in public policy administration.

## 2 • Vad Lee



**R-Jr. – QB – 6-2 – 225**  
**Durham, N.C. – Hillside (Georgia Tech)**

- Transferred to JMU in spring 2014 and participated in the spring drills

**Prior to JMU:** Spent two years as the primary quarterback at Georgia Tech... Had 32 total touchdowns, 13 interceptions, and a 132.9 passer efficiency last two seasons at Georgia Tech.....

Named ACC Offensive Back of the Week and Athlon ACC Offensive Player of the Week (09/16/2013)... In 2013, started all 13 games accumulating for 1561 passing yards on 180 attempts resulting in 15 touchdowns and 13 interceptions, as well as 513 yards rushing and 8 touchdowns on the ground... Maintained a 127.5 pass efficiency rating for the season... Earned ACC Offensive Back of the Week and Athlon ACC Player of the Week honors on Sept. 16, 2013 for his performance against Duke... As a redshirt freshman in 2012, saw action in 12 games, ranking second on the team for rushing touchdowns that season with nine and ran for 544 yards on the year... Earned a 150.5 Pass Efficiency Rating along with 596 yards through the air resulting in four touchdowns and three interceptions... Passed for a touchdown against USC in the Hyundai Sun Bowl on New Year's Eve.

**High School:** Career numbers as a quarterback include over 5,000 yards passing, 1,960 rushing yards, and 76 touchdowns in only two seasons... ESPN/Scouts Inc. four-star recruit... Four-time varsity letter winner and team captain for three seasons... Perfect 16-0 season in 2010, including State Championship earning MVP of the title game, AP North Carolina Player of the Year, and Pac-6 Conference Player of the Year... Named MVP of the Offense-Defense All-American Bowl... As a sophomore wide receiver, accounted for 1,124 receiving yards and nine touchdowns.

**Personal:** Full name is Lavaeadey Montique Lee... Son of Walter Foster and Katrina Reid... Sibling Dominique Lee played college basketball for Kansas State and more recently North Carolina Central... Active involvement in the community often visiting local children hospital... Majoring in public policy administration.





# 2014 DUKES

## 39 • Ryan Maglio



**R-Jr. – P/K – 5-11 – 170**  
**Midlothian, Va. – Cosby**

Joined the program in the spring of 2014...

**High School:** Was a 2011 graduate of Cosby high school... Earned Academic All-District his senior year... Was a member of the Honor Roll.

**Personal:** Son of Frank and Laurie Maglio... Sister Carly plays soccer at Christopher Newport... Majoring in history with a double minor in criminal justice and Italian.

## 90 • Alex Mosley



**R-Jr. – NG – 6-3 – 290**  
**Highland Springs, Va. – Highland Springs**

### Career Highlights

- Expected to challenge for a starting spot on the defensive line in 2014
- Played in 22 games overall with six starts
- Has 68 career tackles, including 22 solos, 6.5 tackles for loss and 4.0 sacks
- Posted a career-high seven tackles on two different occasions

**2013:** Played in all 12 games his redshirt sophomore season... Posted 14 solo and 40 total tackles, along with 4.5 tackles for loss and 4.0 sacks... Tied a career high with seven tackles in the opener against Central Connecticut State... Also had four tackles with 1.5 sacks in the win over Charlotte... Posted four tackles with 0.5 sacks in the home win over Villanova... Recorded six tackles, four of them solo, at Towson.

**2012:** Played in 10 games on the defensive line as a redshirt freshman, earning the start in six of them... Had 28 total tackles on the year with eight of them solo, 2.0 tackles for loss and 0.5 sack... Also had a forced fumble... Posted a season-high seven tackles and a key forced fumble in the home victory over defending CAA champion Towson... Had six tackles at Villanova with a season-high five solos... Had a tackle for loss against Old Dominion... Posted four tackles each against Saint Francis (Pa.) and Alcorn State.

**2011:** Redshirted and retained the year of eligibility.

**High School:** Two-way starter at defensive and offensive line for Coach Loren Johnson at Highland Springs... Second Team All-Metro Offense and Second Team All-District Offense as a senior and First Team All-Central Region and Second Team All-Metro on defense... His senior year helped the team to 7-4 and made it to the Region finals... Second Team All-Region Defense and First Team All-District his junior year... As a defensive tackle his junior year, recorded 45 tackles and three sacks to help Highland Springs to a 9-2 record... Runs the 40 in 4.9 secs... Successful shot putter in high school... Honor Roll Student all four years... Graduated with 3.5 GPA and Honors.

**Personal:** Majoring in sports and recreation management.



## 89 • Taylor McNelis



**R-Jr. – WR – 5-9 – 190**  
**Colorado Springs, Colo. – St. Mary's (Troy)**

Joined the program in the spring of 2014...

**Prior to JMU:** Attended Troy University from Fall 2011-Fall 2013...

**High School:** Was a 2011 graduate of St. Mary's High School... Was a three-year letterwinner in football... Also earned a pair of letters in lacrosse.

**Personal:** Son of Patrick and Margaret McNelis... Cousin John was a standout football player at Marshall who played in the NFL from 1998-2009... Father Patrick played at Air Force from 1986-90, including earning Honorable Mention All-WAC in 1989... Brother Blake is going to attend Creighton as part of the men's soccer team... Majoring in public policy administration.

### Mosley Statistics

TACKLES	G	UA	A	Total	TFL	Yds	PD	FF	FR	Blkd	QBH
2011	0	0	0	0	0.0	0	0	0	0	0	0
2012	10	8	20	28	2.0	4	0	1	0	0	2
2013	12	14	26	40	4.5	16	0	0	0	0	1
<b>TOTAL</b>	<b>22</b>	<b>22</b>	<b>46</b>	<b>68</b>	<b>6.5</b>	<b>20</b>	<b>0</b>	<b>1</b>	<b>0</b>	<b>0</b>	<b>3</b>

SACKS	G	UA	A	Total	Yds
2011	0	0	0	0.0	0
2012	10	0	1	0.5	2
2013	12	2	4	4.0	14
<b>TOTAL</b>	<b>22</b>	<b>2</b>	<b>5</b>	<b>4.5</b>	<b>16</b>

### Career Highs:

Tackles: 7, vs. Towson (10/6/12)


Tackles for Loss: 0.5, vs. Alcorn State (9/15/12), vs. West Virginia (9/15/12)

Sacks: 0.5, vs. Alcorn State (9/15/12)



# 2014 DUKES

## 75 • Dominick Richards



**R-Jr. – OG – 6-6 – 255**  
**Jim Thorpe, Pa. – Marian Catholic**

### Career Highlights

- Shifted to the offensive line in spring 2014 drills after spending the majority of his collegiate time at tight end
- Played in 10 games on special teams and offense as a redshirt freshman

**2013:** Played in all 12 games as a redshirt sophomore... Had four catches for 26 yards and one score on the season... Recorded his first college reception against Central Connecticut State... Scored his first touchdown against Akron, a five-yard catch... Had a season-best 11-yard catch against Charlotte.

**2012:** Played in 10 games, seeing time on special teams and as an offensive reserve... Did not have any catches on the year... Did have one special teams tackle at Richmond.

**2011:** Redshirted and retained the year of eligibility.

### High School:

Two-way starter at tight end and defensive end for Coach Stan Dakosty at Marian Catholic HS in Pennsylvania... As a senior was named First Team All-League at tight end... Served as team captain of the Colts his senior year... Also played basketball at Marian Catholic... Named to the Area Scholar-Athlete Team... Was a student ambassador in high school.

**Personal:** Majoring in health sciences.

### Richards Statistics

RECEIVING	G	Rec	Yds	TD	Lg	Rec/G	Avg/C	Avg/G
2012	10	0	0	0	0	0.0	0.0	0.0
2013	12	4	26	1	11	0.3	6.5	2.2
<b>TOTAL</b>	<b>22</b>	<b>4</b>	<b>26</b>	<b>1</b>	<b>11</b>	<b>0.2</b>	<b>6.5</b>	<b>1.2</b>

SCORING	G	TD	Rush	Pass	Retn	PAT	2PAT	FG	Total	Avg/G
2012	10	0	0	0	0	0	0	0	0	0.0
2013	12	1	0	1	0	0	0	0	6	0.5
<b>TOTAL</b>	<b>22</b>	<b>1</b>	<b>0</b>	<b>1</b>	<b>0</b>	<b>0</b>	<b>0</b>	<b>0</b>	<b>6</b>	<b>0.3</b>

ALL PURPOSE	G	Rush	Rec	PR	KR	IR	Total	Avg/G
2012	10	0	0	0	0	0	0	0.0
2013	12	0	26	0	0	0	26	2.2
<b>TOTAL</b>	<b>22</b>	<b>0</b>	<b>26</b>	<b>0</b>	<b>0</b>	<b>0</b>	<b>26</b>	<b>1.2</b>

TACKLES	G	UA	A	Total	TFL	Yds	PD	FF	FR	Blkd	QBH
2012	10	0	1	1	0.0	0	0	0	0	0	0
2013	12	1	0	1	0.0	0	0	0	0	0	0
<b>TOTAL</b>	<b>22</b>	<b>1</b>	<b>1</b>	<b>2</b>	<b>0.0</b>	<b>0</b>	<b>0</b>	<b>0</b>	<b>0</b>	<b>0</b>	<b>0</b>

### Career Highs:

Receptions: 1, four times (most recent - vs. Charlotte (9/21/13))  
 Receiving Yards: 11, vs. Charlotte (9/21/13)  
 Receiving Touchdowns: 1, at Akron (9/7/13)

## SOPHOMORE PROFILES

## 32 • Khalid Abdullah



**So. – TB – 5-10 – 195**  
**Newport News, Va. – Heritage**

### Career Highlights

- Appeared in nine games
- Has 68 career carries for 347 yards and three touchdowns

**2013:** Played in nine games as a true freshman with one start, earning a JMU letter... Had 68 carries for 347 yards

and three touchdowns while adding six receptions for 32 yards... Also had one kickoff return for 17 yards... Carried the ball 13 times for a season-high 87 yards, including a season-best 38-yarder, and touchdown in a win over Albany... Posted a season-high 14 carries for 67 yards and a touchdown in a win over Charlotte, his first collegiate game

**High School:** As a senior had 1,621 yards rushing on 228 carries and 21 touchdowns, including two kick returns for touchdowns, earning him Peninsula District Offensive Player of the Year... Was also named to the First Team All-District squad as a running back, kick returner and punt returner, while also garnering First Team All-757 and All-Eastern Region accolades... Led Heritage to a berth in the playoffs his senior year... Had a strong junior year gaining 927 yards and rushing for five touchdowns on the season.

**Personal:** Undecided on major.



### Abdullah Statistics

RUSHING	G	Att	Yds	TD	Lg	Avg/C	Avg/G
2013	9	68	347	3	38	5.1	38.6
<b>TOTAL</b>	<b>9</b>	<b>68</b>	<b>347</b>	<b>3</b>	<b>38</b>	<b>5.1</b>	<b>38.6</b>

TOTAL OFFENSE	G	Rush	Pass	Total	Avg/G
2013	9	347	0	347	38.6
<b>TOTAL</b>	<b>9</b>	<b>347</b>	<b>0</b>	<b>347</b>	<b>38.6</b>

RECEIVING	G	Rec	Yds	TD	Lg	Rec/G	Avg/C	Avg/G
2013	9	6	32	0	12	0.7	5.3	3.6
<b>TOTAL</b>	<b>9</b>	<b>6</b>	<b>32</b>	<b>0</b>	<b>12</b>	<b>0.7</b>	<b>5.3</b>	<b>3.6</b>

SCORING	G	TD	Rush	Pass	Retn	PAT	2PAT	FG	Total	Avg/G
2013	9	3	3	0	0	0	0	0	18	2.0
<b>TOTAL</b>	<b>9</b>	<b>3</b>	<b>3</b>	<b>0</b>	<b>0</b>	<b>0</b>	<b>0</b>	<b>0</b>	<b>18</b>	<b>2.0</b>

KICK RETURNS	G	No.	Yds	TD	Lg	Avg/R	Avg/G
2013	9	1	17	0	17	17.0	1.9
<b>TOTAL</b>	<b>9</b>	<b>1</b>	<b>17</b>	<b>0</b>	<b>17</b>	<b>17.0</b>	<b>1.9</b>

ALL PURPOSE	G	Rush	Rec	PR	KR	IR	Total	Avg/G
2013	9	347	32	0	17	0	396	44.0
<b>TOTAL</b>	<b>9</b>	<b>347</b>	<b>32</b>	<b>0</b>	<b>17</b>	<b>0</b>	<b>396</b>	<b>44.0</b>

### Career Highs:

Rushes: 14, vs. Charlotte (9/21/13)  
 Rushing Yards: 87, vs. Albany (10/5/13)  
 Rushing Touchdowns: 1, three times (most recent - vs. Villanova (11/2/13))  
 Receptions: 2, at William and Mary (10/26/13)



# 2014 DUKES

## 31 • Rashard Davis



So. – WR – 5-9 – 160  
Charlottesville, Va. – Charlottesville

### Career Highlights

- Appeared in 12 career games
- Has 12 career receptions for 173 yards
- Has eight carries for 124 yards and a touchdown

**2013:** Appeared in all 12 games, starting one and earning his first collegiate letter... Had 12 receptions for 173 yards... Had 8 carries for 124 yards and a touchdown... Posted eight

kickoff returns for 159 yards... Had one reception for 36 yards in a win over St. Francis (Pa.) Had a career-long 49-yard run at Delaware... Had a 36-yard touchdown run in a win over Charlotte.

**High School:** Was a dual-threat quarterback in high school, throwing for 1,074 yards and 15 touchdowns completing 61 of 142 attempts and ran for 1,383 yards on 130 rushes and 17 touchdowns his senior year to earn First Team All-District honors as an athlete and Second Team All-District accolades at quarterback... Named the team's MVP after leading Charlottesville its first playoff berth in 10 years... Named Falcon Club Player of the week on September 19, 2012 for his game against Culpeper, accounting for six scores including four on the ground while racking up 200 yards on nine carries and two passing touchdowns finishing with 122 yards while going 5 for 8... Has a 40-yd dash time of 4.4 and vertical leap of 33"... Also ran track, posting a 10.8 time in the 100-meter dash and jumping 6-1 in the high jump and 21-2 in the long jump, earning 2012 Outdoor Track MVP honors after capturing the district title in the 100 meters... Also was a member for the 4x200 relay school-record holder that qualified for indoor regionals... Graduating with Honors.

**Personal:** Son of Russell and Katrina Hunter... Majoring in sports and recreation management.

### Davis Statistics

RUSHING	G	Att	Yds	TD	Lg	Avg/C	Avg/G			
2013	12	8	124	1	49	15.5	10.3			
<b>TOTAL</b>	<b>12</b>	<b>8</b>	<b>124</b>	<b>1</b>	<b>49</b>	<b>15.5</b>	<b>10.3</b>			
TOTAL OFFENSE	G	Rush	Pass	Total	Avg/G					
2013	12	124	0	124	10.3					
<b>TOTAL</b>	<b>12</b>	<b>124</b>	<b>0</b>	<b>124</b>	<b>10.3</b>					
RECEIVING	G	Rec	Yds	TD	Lg	Rec/G	Avg/C	Avg/G		
2013	12	12	173	0	36	1.0	14.4	14.4		
<b>TOTAL</b>	<b>12</b>	<b>12</b>	<b>173</b>	<b>0</b>	<b>36</b>	<b>1.0</b>	<b>14.4</b>	<b>14.4</b>		
SCORING	G	TD	Rush	Pass	Retn	PAT	2PAT	FG	Total	Avg/G
2013	12	1	1	0	0	0	0	0	6	0.5
<b>TOTAL</b>	<b>12</b>	<b>1</b>	<b>1</b>	<b>0</b>	<b>0</b>	<b>0</b>	<b>0</b>	<b>0</b>	<b>6</b>	<b>0.5</b>
PUNT RETURNS	G	No.	Yds	TD	Lg	Avg/R	Avg/G			
2013	12	2	3	0	1	1.5	0.2			
<b>TOTAL</b>	<b>12</b>	<b>2</b>	<b>3</b>	<b>0</b>	<b>1</b>	<b>1.5</b>	<b>0.2</b>			
KICK RETURNS	G	No.	Yds	TD	Lg	Avg/R	Avg/G			
2013	12	8	159	0	28	19.9	13.2			
<b>TOTAL</b>	<b>12</b>	<b>8</b>	<b>159</b>	<b>0</b>	<b>28</b>	<b>19.9</b>	<b>13.2</b>			

### Career Highs:

Receptions: 3, vs. Stony Brook (11/16/13)  
Receiving Yards, 36, vs. Saint Francis (9/14/13)  
Touchdowns: 1, vs. Charlotte (9/21/13)

## 64 • Matt Frank



R-So. – NG – 6-4 – 290  
Fairfax, Va. – Fairfax

**2013:** Appeared in three games for the Dukes in a reserve role, playing primarily on special teams

**2012:** Redshirted and retained the year of eligibility.

**High School:** Three-year letterwinner in football for the Rebel Pride... Earned All-Liberty District honors and served as a captain his senior year... Also was All-District his junior year... A three-sport standout also played basketball and competed in track and field... Was a captain for the basketball team his senior year... Also was All-District for the shot put his final year of school... Garnered the school's student-athlete award.

**Personal:** Parents are Doug and Maureen Frank... Father Doug played a season of football at Rutgers... Majoring in history.

## 40 • Raven Greene



So. – SS – 6-0 – 185  
Virginia Beach, Va. – First Colonial

### Career Highlights

- Appeared in 12 games, starting five, as a true freshman
- Had 37 tackles, including 24 solo, and 0.5 tackle for loss
- Fifth on the team in pass breakups with four

**2013:** Appeared in 12 games, starting five as a true freshman... Posted 37 tackles, including 24 solos, 0.5 tackles for loss, four pass breakups, and a fumble recovery... Had a season-high 10 tackles, including five solo stops, versus Stony Brook... Had seven tackles, including five solos, in a win over Villanova... Posted

all but five of his tackles during CAA play.

**High School:** Played running back, wide receiver and defensive back in his high school career... Posted 57 tackles, eight passes knocked down, five interceptions and one blocked punt his senior season, earning First Team All-Beach District, Second Team All-757 and Honorable Mention All-Eastern Region honors... Also had 900 all-purpose yards and five touchdowns while playing wide receiver and tailback his senior year... Garnered Honorable Mention All-Beach District as a junior... Was a member of the Honor Roll.

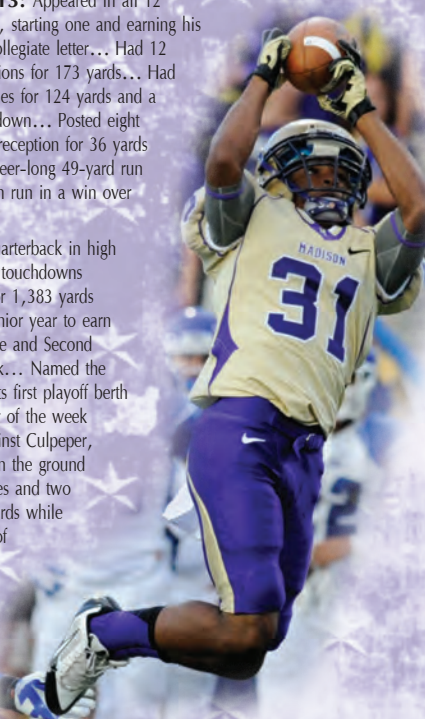
**Personal:** Son of Rasean and Cheria Greene... Plans to major in kinesiology.

### Greene Statistics

TACKLES	G	UA	A	Total	TFL	Yds	PD	FF	FR	Blkd	QBH
2013	12	24	13	37	0.5	1	4	0	1	0	0
<b>TOTAL</b>	<b>12</b>	<b>24</b>	<b>13</b>	<b>37</b>	<b>0.5</b>	<b>1</b>	<b>4</b>	<b>0</b>	<b>1</b>	<b>0</b>	<b>0</b>

### Career Highs:

Tackles: 10, vs. Stony Brook (11/16/13)  
Tackles for Loss: 0.5, vs. Albany (10/5/13)  
Pass Breakups: 2, at New Hampshire (11/9/13)





# 2014 DUKES

## 30 • Alden Hill



**R-So. – RB – 6-2 – 223**  
**Alliance, Ohio – Marlington**  
**(Tennessee)**

**Prior to JMU:** Spent two years at Tennessee... As a redshirt freshman in 2013 had 10 carries for 58 yards and one touchdown... Had a season-high five carries for 38 yards and one score against Oregon... Redshirted the 2012 season.

**High School:** Was a three-star recruit according to 247sports (No. 63 overall running back, No. 54 prospect in Ohio), Rivals (No. 48 overall running back, No. 43 prospect in Ohio), Scout (No. 65 overall running back) and a 2-star recruit by ESPN (No. 99 overall running back, No. 91 prospect in Ohio)... Finished as Marlington's

all-time career rushing leader with 4,745 yards... Earned All-Ohio Associated Press Division III First-Team and Akron-Beacon Journal All-Star First Team honors as a senior... Also earned All-Northeastern Buckeye Conference, All-Stark County honors, First Team Canton Repository Division III, WHBC All-Stark County Offense Division III and First Team Northeast Inland Division III Offense accolades... Rushed for 1,409 yards with 16 touchdowns in 2011, while also catching eight passes for 216 yards with two touchdowns... As a junior, earned All-Ohio Associated Press Division III Offensive Player of the Year, All-Ohio Associated Press Division III First-team, All-Northeast Inland District Offensive Player of the Year, All-Northeast Inland District First Team and Repository All-Stark County Player of the Year and First Team selection... Also garnered NBC Player of the Year and All-NBC First Team... Set school record for single-season rushing yards (2,241) and single-game rushing yards (279)... Set school record for career rushing yards during junior season... Accounted for 35 TDs while averaging 8.7 yards a carry... Also played linebacker in high school with the Dukes... Coach at Marlington: Ed Miley

**Personal:** Son of Tami Hill... Majoring in art history.



## 76 • Mitchell Kirsch



**R-So. – OG – 6-5 – 295**  
**Kensington, Md. – St. John's College**  
**HS**

**2013:** Saw action in five games in a reserve role.

**2012:** Redshirted and retained the year of eligibility.

**High School:** Played both on the offensive and defensive lines for St. John's and Coach Joe Patterson... As a senior, served as a team captain and was named to the Washington Catholic Athletic Conference First Team All-Conference and to the Washington Post's Second Team All-Met as well as being honored as the school's Offensive Player of the Year... Also earned First Team All-Metro honors from the Pigskin Club of Washington, D.C. ...Garnered

First Team All-WCAC honors as a junior as well as Honorable Mention All-Metro after being named the program's Lineman of the Year... Also played baseball for the Cadets, helping them to a WCAC title his junior season... Was a member of the Honor Roll.

**Personal:** Parents are Pete and Patty Kirsch... Brother Kyle played baseball at Delaware, while mother Patty played volleyball also at Delaware... Plans to major in business management.

## 54 • Jake Marten



**R-So. – DT/DE – 6-2 – 225**  
**Chesterfield, Va. – Manchester**

### Career Highlights

- Appeared in six career games
- Has four career tackles

**2013:** Played in six games... Had four tackles... Posted career-high three tackles in a win against Albany... Had a tackle at Delaware.

**2012:** Redshirted and retained the year of eligibility.

**High School:** Was a four-year varsity letterwinner and two-time captain at Manchester for Coach Tom Hall... Was the all-time

leader in tackles for the Lancers with 378 career stops... His senior year earned First Team All-Region and All-Dominion District and Second Team All-Metro after posting 114 tackles, four sacks, six forced fumbles and two interceptions... Had 108 stops, seven sacks, five forced fumbles and one interception as a junior, earning First Team All-District and Second Team All-Region and All-Metro accolades... As a sophomore recorded 91 tackles, one sack and two forced fumbles to earn All-District honors for the first time... Also was a three-time All-Region honoree

in track and field, including All-State honors as a thrower his sophomore season... Was also All-District in the 55-meter dash as a sophomore and junior, adding All-Region honors his junior year... Additionally earned letters in baseball and basketball

in his high school career... Was also a member of the National Honor Society and on the Honor Roll all four years.

**Personal:** Mother is Rene Marten... Plans to major in justice studies.



### Marten Statistics

TACKLES	G	UA	A	Total	TFL	Yds	PD	FF	FR	Blkd	QBH
2012	0	0	0	0	0.0	0	0	0	0	0	0
2013	6	0	4	4	0.0	0	0	0	0	0	0
<b>TOTAL</b>	<b>6</b>	<b>0</b>	<b>4</b>	<b>4</b>	<b>0.0</b>	<b>0</b>	<b>0</b>	<b>0</b>	<b>0</b>	<b>0</b>	<b>0</b>

### Career Highs:

Tackles: 3, vs. Albany (11/5/13)



# 2014 DUKES

## 11 • Brandon Ravenel



**So. – WR– 5-10 – 180**  
**Stafford, Va. – North Stafford**

**High School:** A four-year, two-way starter at North Stafford and a three-star recruit... Was named First Team All-State, All-Region and All-District as a wide receiver and kick returner following his senior season, as well as Second Team All-State

and First Team All-Region and All-District as a punt returner, while also garnering the Team MVP award... Invited to play in the Shrine Bowl follow his senior year... During his senior year, had a stellar game against Stafford where he caught 14 passes for 173 yards and four touchdowns... As a junior caught 59 passes for 1010 yards and 15 touchdowns, earning Honorable Mention All-State First Team All-Commonwealth and First Team All-Region honors and leading the Wolverines to the Northwest Region Division Five Championship... Caught a touchdown pass in his first varsity game... Runs a 4.5 40-yard dash... Maintained a 3.8 grade point average, graduating with honors and will earn Football Academic Award... Selected JMU over Boston College, Buffalo, Old Dominion, Purdue, Temple and Virginia, having received more than 10 Division I scholarship offers

**Personal:** Son of Harry and Ana Ravenel... Majoring in sports recreation management.



## 14 • Taylor Reynolds



**R-So. – CB – 6-1 – 190**  
**Newark, De. – Newark**

### Career Highlights

- Saw action in 10 games, starting seven of them
- Posted 30 total tackles and two interceptions
- Moved to cornerback during 2013 spring drills

**2013:** Played in 10 games, starting seven of them... Had 30 tackles, two interceptions and one pass breakup... Posted a career-high 10 tackles, including eight solos, and a pass breakup at New Hampshire... Had six tackles, three of them solos, and an interception with a 51-

yard touchdown return in a win over Central Connecticut State, garnering CAA Rookie of the Week honors...

Had an interception and three tackles at Delaware... Had tackles in eight of 10 games with four of three or more.

**2012:** Redshirted and retained the year of eligibility... Moved to cornerback during Spring 2013 drills and will battle for a starting position.

**High School:** Led Newark to a 10-0 regular season mark, 11-1 overall, and the Blue Hen Conference Flight A title his senior season, playing both quarterback and safety for the Yellowjackets and Coach Butch Simpson... Earned Second Team All-State honors his

senior year after leading the team to the DIAA Finals... During the 2011 regular season, completed 123 of 208 passes (59.1 percent) for 1,884 yards with 23 touchdowns and seven interceptions, while rushing for 723 yards and 11 touchdowns on 92 carries (7.9 yards per carry)... As a junior, Reynolds passed for 2,380 yards and 23 touchdowns and rushed for 758 yards and 11 more scores from his quarterback position, earning First Team All-State and All-Conference accolades... On the hardwood was a First Team All-State selection for Newark's basketball team in 2010-11... Is also part of the National Honor Society, Honor Roll and received the Delaware Scholar Athlete Award and carries a 3.6 GPA in the classroom.

**Personal:** Mother is Carmen Word... Majoring in justice studies.



### Ravenel Statistics

RUSHING	G	Att	Yds	TD	Lg	Avg/C	Avg/G			
2013	12	5	10	0	7	2.0	0.8			
<b>TOTAL</b>	<b>12</b>	<b>5</b>	<b>10</b>	<b>0</b>	<b>7</b>	<b>2.0</b>	<b>0.8</b>			
TOTAL OFFENSE	G	Rush	Pass	Total	Avg/G					
2013	12	10	0	10	0.8					
<b>TOTAL</b>	<b>12</b>	<b>10</b>	<b>0</b>	<b>10</b>	<b>0.8</b>					
RECEIVING	G	Rec	Yds	TD	Lg	Rec/G	Avg/C	Avg/G		
2013	12	20	312	1	71	1.7	15.6	26.0		
<b>TOTAL</b>	<b>12</b>	<b>20</b>	<b>312</b>	<b>1</b>	<b>71</b>	<b>1.7</b>	<b>15.6</b>	<b>26.0</b>		
SCORING	G	TD	Rush	Pass	Retn	PAT	2PAT	FG	Total	Avg/G
2013	12	1	0	1	0	0	0	0	6	0.5
<b>TOTAL</b>	<b>12</b>	<b>1</b>	<b>0</b>	<b>1</b>	<b>0</b>	<b>0</b>	<b>0</b>	<b>0</b>	<b>6</b>	<b>0.5</b>
KICK RETURNS	G	No.	Yds	TD	Lg	Avg/R	Avg/G			
2013	12	1	0	0	0	0.0	0.0			
<b>TOTAL</b>	<b>12</b>	<b>1</b>	<b>0</b>	<b>0</b>	<b>0</b>	<b>0.0</b>	<b>0.0</b>			
ALL PURPOSE	G	Rush	Rec	PR	KR	IR	Total	Avg/G		
2013	12	10	312	0	0	0	322	26.8		
<b>TOTAL</b>	<b>12</b>	<b>10</b>	<b>312</b>	<b>0</b>	<b>0</b>	<b>0</b>	<b>322</b>	<b>26.8</b>		

### Career Highs:

### Reynolds Statistics

SCORING	G	TD	Rush	Pass	Retn	PAT	2PAT	FG	Total	Avg/G	
2013	10	1	0	0	1	0	0	0	6	0.6	
<b>TOTAL</b>	<b>10</b>	<b>1</b>	<b>0</b>	<b>0</b>	<b>1</b>	<b>0</b>	<b>0</b>	<b>0</b>	<b>6</b>	<b>0.6</b>	
INTERCEPTIONS	G	No.	Yds	TD	Lg	Avg/R	Avg/G				
2013	10	2	51	1	51	25.5	5.1				
<b>TOTAL</b>	<b>10</b>	<b>2</b>	<b>51</b>	<b>1</b>	<b>51</b>	<b>25.5</b>	<b>5.1</b>				
ALL PURPOSE	G	Rush	Rec	PR	KR	IR	Total	Avg/G			
2013	10	0	0	0	0	51	51	5.1			
<b>TOTAL</b>	<b>10</b>	<b>0</b>	<b>0</b>	<b>0</b>	<b>0</b>	<b>51</b>	<b>51</b>	<b>5.1</b>			
TACKLES	G	UA	A	Total	TFL	Yds	PD	FF	FR	Blkd	QBH
2013	10	18	12	30	0.0	0	3	0	0	0	1
<b>TOTAL</b>	<b>10</b>	<b>18</b>	<b>12</b>	<b>30</b>	<b>0.0</b>	<b>0</b>	<b>3</b>	<b>0</b>	<b>0</b>	<b>0</b>	<b>1</b>

### Career Highs:

Tackles: 10, at New Hampshire (11/9/13)  
 Interceptions: 1, vs. Central Connecticut State (8/31/13); at Delaware (9/28/13)  
 Return Yards: 51, vs. Central Connecticut State (8/31/13)  
 Touchdowns: 1, vs. Central Connecticut State (8/31/13)



# 2014 DUKES

## 62 • Kyle Rigney




**R-So. – OC – 6-2 – 270**  
**Wirtz, Va. – Franklin County**

**2013:** Appeared in one game for the Dukes  
**2012:** Redshirted and retained the year of eligibility.

**High School:** Played four years for the Eagles and Coach Chris Jones... Led the team to a 25-9 record his final three years, earning All-District honors on the offensive line his junior and senior seasons... As a senior, led the team to its third straight district championship and winning a home quarterfinal game... Helped Franklin County to a 9-3 record his junior year, including being the first team in school history to host a playoff game and win... In his sophomore season the Eagles were 7-3 and became the first team in the 61-year history of the football team to win a playoff game... Was also selected to the football All-Academic Team all four years... Also was a three-year track and field letterwinner, throwing the shot put and discus... Was a member of the National Honor Society and on the Honor Roll.

**Personal:** Parents are James and Tracey Rigney... Majoring in sports and recreation management.

## 15 • Daniel Schiele



**So. – QB – 6-5 – 225**  
**Yorktown, Va. – Tabb**

**2013:** Played in four games, all as a reserve... Had one carry for six yards against Central Connecticut State... Did not complete a pass in four attempts during the season.

**High School:** Was a three-year starter at Tabb in a wing-T offense... Earned First Team All-Bay Rivers District honors his senior

year... Was the MVP of the Virginia High School Association All-Star game, throwing for 103 yards and one touchdown in leading the East to a 35-16 victory.

**Personal:** Majoring in health sciences.



### Schiele Statistics

RUSHING	G	Att	Yds	TD	Lg	Avg/C	Avg/G
2013	4	1	6	0	6	6.0	1.5
<b>TOTAL</b>	<b>4</b>	<b>1</b>	<b>6</b>	<b>0</b>	<b>6</b>	<b>6.0</b>	<b>1.5</b>

PASSING	G	Att	Cmp	Int	Yds	TD	Lg	Pct	Avg/P	Avg/G	Effic
2013	4	4	0	0	0	0	0	0.0	0.0	0.0	0.0
<b>TOTAL</b>	<b>4</b>	<b>4</b>	<b>0</b>	<b>0</b>	<b>0</b>	<b>0</b>	<b>0</b>	<b>0.0</b>	<b>0.0</b>	<b>0.0</b>	<b>0.0</b>

TOTAL OFFENSE	G	Rush	Pass	Total	Avg/G
2013	4	6	0	6	1.5
<b>TOTAL</b>	<b>4</b>	<b>6</b>	<b>0</b>	<b>6</b>	<b>1.5</b>

ALL PURPOSE	G	Rush	Rec	PR	KR	IR	Total	Avg/G
2013	4	6	0	0	0	0	6	1.5
<b>TOTAL</b>	<b>4</b>	<b>6</b>	<b>0</b>	<b>0</b>	<b>0</b>	<b>0</b>	<b>6</b>	<b>1.5</b>

**Career Highs:**

## 7 • Rhakeem Stallings



**R-So. – LB – 6-1 – 215**  
**Chesapeake, Va. – Oscar Smith**

### Career Highlights

- Played in eight games as a redshirt freshman
- Posted two tackles in the win over Central Connecticut State

**2013:** Played in eight games off the bench... Posted a career-high two tackles in a win over Central Connecticut State... Mostly saw action on special teams.

**2012:** Redshirted and retained the year of eligibility.

**High School:** Named First Team All-Eastern Region, as selected by the region's coaches, All-Tidewater by the Virginian-Pilot and All-District his senior year after helping lead Oscar Smith to a Group AAA Division 6 state title and 14 consecutive victories to end the year... Also garnered All-State honors for his play... Recorded 105 tackles in 2011, including 10 sacks and five forced fumbles for Coach Richard Morgan... Had nine tackles, two sacks and a forced fumble in the state championship victory over Centreville... Ranked No. 44 among the top 100 players in Virginia by the Roanoke Times and in the top 30 in the state by Rivals.com... Had 12 sacks his sophomore season...

Was also a member of the 2008 state championship team as a freshman... Competed in track as a freshman... Was on the Honor Roll... Chose JMU over offers from Ball State, Florida Atlantic, Liberty, Massachusetts, North Carolina Central, Old Dominion and Western Michigan.

**Personal:** Parents are Jerald and Robin Perry... Majoring in communication studies.



### Stallings Statistics

TACKLES	G	UA	A	Total	TFL	Yds	PD	FF	FR	Blkd	QBH
2012	0	0	0	0	0.0	0	0	0	0	0	0
2013	8	1	1	2	0.0	0	0	0	0	0	0
<b>TOTAL</b>	<b>8</b>	<b>1</b>	<b>1</b>	<b>2</b>	<b>0.0</b>	<b>0</b>	<b>0</b>	<b>0</b>	<b>0</b>	<b>0</b>	<b>0</b>

### Career Highs:

Tackles: 2, vs. Central Connecticut State (8/31/13)



# 2014 DUKES

## 33 Gage Steele



**R-So. – LB – 6-1 – 230**  
**Front Royal, Va. – Warren**

### Career Highlights

- Named Third Team All-CAA as a redshirt freshman
- Finalist for the Jerry Rice Award as the national rookie of the year
- Started all 12 games in 2013, with 106 total tackles

**2013:** Started all 12 contests as a redshirt freshman... Recorded 106 total tackles, with 43 solos, 5.0 tackles for loss, 3.0 sacks, three forced fumbles, and five pass breakups... Ranked second on the team and sixth in the conference with 8.8 tackles per game... Recorded a team season-high 18 tackles, which were second most in the league

this year, with 13 solos and 1.0 sack in the home victory over Albany... Earned Sports Network National Rookie and CAA Defensive Rookie of the Week honors for his play against Albany... His 13 solos tied the most by any JMU player since 1999... He was named a finalist for the Jerry Rice Award as the national rookie of the year

**2012:** Redshirted and retained the year of eligibility.

**High School:** Was both a running back and outside linebacker at Warren County for Coach Tony Tallent, serving as team captain his final three years... Rushed for 3,514 yards and 41 touchdowns in his career as a running back and recorded 374 career tackles and three sacks... Earned Second Team Class AA All-State honors from VirginiaPreps.com, First Team All-Region II, Northern Virginia Daily First Team All-Area at linebacker and First Team All-Evergreen District honors at running back and linebacker after helping Warren County to a 7-4 record... Recorded 103 tackles and six sacks, despite being injured for part of the season, while helping lead the Wildcats to the playoffs for the second year in a row and earning his third Team MVP award... Also rushed for 984 yards and 13 touchdowns on 119 carries (average of 8.3 per carry) his senior season... Ranked No. 81 among the top 100 players in Virginia by the Roanoke Times... As a junior led Warren County to the playoffs for the first time in school's history, advancing to the Region II Division 3 final and finishing with a 9-4 mark... Recorded 100 tackles in 2010, while rushing for 1,772 yards and 24 touchdowns on 239 carries, earning Class AA All-State Honorable Mention honors from the Virginia High School Coaches Association and All-Region and All-District honors at both running back and linebacker... Also ran track and field during his four years of high school, with a personal best of 11.69 in the 100 meters and 24.47 in the 200 meters while long jumping 21' 4" and earned one letter in wrestling... Member of the National Honor Society, Honor Roll and Academic Letter Winner, as well as the school's nominee for the Wendy's Heisman Award.

**Personal:** Parents are Matthew and Megan Steele... Majoring in sports and recreation management.

### Steele Statistics

TACKLES	G	UA	A	Total	TFL	Yds	PD	FF	FR	Blkd	QBH
2012	0	0	0	0	0.0	0	0	0	0	0	0
2013	12	43	63	106	5.0	17	5	3	0	0	0
<b>TOTAL</b>	<b>12</b>	<b>43</b>	<b>63</b>	<b>106</b>	<b>5.0</b>	<b>17</b>	<b>5</b>	<b>3</b>	<b>0</b>	<b>0</b>	<b>0</b>

SACKS	G	UA	A	Total	Yds
2012	0	0	0	0.0	0
2013	12	2	2	3.0	9
<b>TOTAL</b>	<b>12</b>	<b>2</b>	<b>2</b>	<b>3.0</b>	<b>9</b>

### Career Highs:

Tackles: 18, vs. Albany (10/5/13)  
 Tackles For Loss: 2.0, vs. Stony Brook (11/16/13)  
 Sacks: 1.5, vs. Stony Brook (11/16/13)  
 Forced Fumble: 1, three times (most recent - at Towson (11/23/13))

## 24 Justin Wellons



**R-So. – SS – 6-2 – 190**  
**Chesapeake, Va. – Western Branch**

### Career Highlights

- Appeared in all 12 games in 2013
- Has nine career tackles
- Recorded three tackles, including one solo, in a loss at Delaware

**2013:** Appeared in all 12 games, playing primarily on special teams, to earn his first JMU letter... Recorded nine tackles, including two solos... Had three tackles in at Delaware... Had two tackles in a win over Albany... Posted two tackles in a win over St. Francis (Pa.)

**2012:** Redshirted and retained the year of eligibility.

**High School:** Earned three varsity letters as a starter with the football team... Also earned three letters in track and field... Was a member of the National Honor Society his final three years.

**Personal:** Parents are Marfett and Jennifer Wellons... Majoring in justice studies.



### Wellons Statistics

TACKLES	G	UA	A	Total	TFL	Yds	PD	FF	FR	Blkd	QBH
2012	0	0	0	0	0.0	0	0	0	0	0	0
2013	12	2	7	9	0.0	0	0	0	0	0	0
<b>TOTAL</b>	<b>12</b>	<b>2</b>	<b>7</b>	<b>9</b>	<b>0.0</b>	<b>0</b>	<b>0</b>	<b>0</b>	<b>0</b>	<b>0</b>	<b>0</b>

### Career Highs:

Tackles: 3, at Delaware (9/28/13)



# 2014 DUKES

## 38 • Kwe'shon Williams



**R-So. – CB – 5-9 – 160**  
**Norfolk, Va. – Norview**

### Career Highlights

- Played and started in 10 games as a redshirt freshman in 2013
- Posted nine tackles, including four solos, and an interception in a win over Richmond
- Had seven tackles, including five solos at Towson

**2013:** Appeared and started in 10 games... Ranked sixth on the team and second among defensive backs with 54 tackles, including 27 solos and 1.0 tackles for loss... Led team with three interceptions, including 47 yards of returns, and eight pass breakups... Posted nine tackles, including four solos, and an interception in a win over

Richmond, earning CAA Rookie of the Week honors... Finished with eight tackles, six of them solo, and a tackle for four yards of loss at William & Mary... Had seven tackles, including five solos, at Towson... Had four or more tackles in eight of 10 contests played.

**2012:** Redshirted and retained the year of eligibility.

**High School:** Played quarterback and cornerback for the Pilots, starting and serving as captain his final three years... As a senior turned the program from winless in 2010 to 6-4 and 5-2 in District play his senior year under new head coach Greg Gibson, just the program's second winning season in 10 years... Threw for 1,171 yards and 16 touchdowns with a 65% completion percentage his senior year while rushing for 376 yards and four touchdowns... Defensively had three interceptions and two forced fumbles, earning Second Team All-Eastern District and Honorable Mention All-Region his senior year... Ranked in the top 75 players by HamptonRoads.com... Named Team MVP his junior and senior seasons... Was also First team All-Region in track and field his junior and senior years... Was a member of the Honor Roll and a Honor Graduate and Dodson Scholar.

**Personal:** Parents are Larry Williams and KaSonya Young... Majoring in geographic science.



### Williams Statistics

INTERCEPTIONS	G	No.	Yds	TD	Lg	Avg/R	Avg/G				
2013	10	3	47	0	27	15.7	4.7				
<b>TOTAL</b>	<b>10</b>	<b>3</b>	<b>47</b>	<b>0</b>	<b>27</b>	<b>15.7</b>	<b>4.7</b>				
ALL PURPOSE	G	Rush	Rec	PR	KR	IR	Total	Avg/G			
2013	10	0	0	0	0	47	47	4.7			
<b>TOTAL</b>	<b>10</b>	<b>0</b>	<b>0</b>	<b>0</b>	<b>0</b>	<b>47</b>	<b>47</b>	<b>4.7</b>			
TACKLES	G	UA	A	Total	TFL	Yds	PD	FF	FR	Blkd	QBH
2012	0	0	0	0	0.0	0	0	0	0	0	0
2013	10	27	27	54	1.0	4	11	0	0	0	0
<b>TOTAL</b>	<b>10</b>	<b>27</b>	<b>27</b>	<b>54</b>	<b>1.0</b>	<b>4</b>	<b>11</b>	<b>0</b>	<b>0</b>	<b>0</b>	<b>0</b>

### Career Highs:

Tackles: 9, vs. Richmond (10/12/13)

Tackles For Loss: 1.0, at William and Mary (10/26/13)

Interceptions: 1, three times (most recent - vs. Richmond (10/12/13))

Return Yards: 35, vs. Richmond (10/12/13)



# 2014 DUKES

## FRESHMAN PROFILES

### 93 • Andrew Ankrah



**R-Fr. – DE– 6-3 – 215**  
**Gaithersburg, Md. – Quince Orchard**  
**2013:** Redshirted and retained the year of eligibility

**High School:** Earned First Team All-Montgomery County and Second Team All-Sentimental High School honors and was named the team's outstanding defensive lineman after recording 17 quarterback hurries and six sacks... Also was selected to playing in the Maryland Crab Bowl... Was a vital part of the defense for the state runner-up Cougars that only allowed nine touchdowns and posted five shutouts his senior year, the second state runner-up finish for Quince Orchard during his time... Was a member of the Honor Roll

**Personal:** Son of Kofi Ankrah and Nana Bonsu... Younger brother of Nebraska defensive end Jason Ankrah... Plans to major in sports and

recreation management.

### 34 • Justin Bethea



**Fr. – CB/WR – 5-9 – 159**  
**Leesburg, Va. – Heritage**

**High School:** All-Loudoun County 2013 Honorable Mention at defensive back his senior year... Earned First Team All-Conference 21 at wide receiver, cornerback and kick returner in both his final two high school seasons... Was selected to play in the 2014 VHSL All-Star Game... As a junior played many different positions including wide receiver, cornerback, running back wildcat quarterback and a kick returner...

**Personal:** Son of Shawn Bethea and Kim Bethea... Undecided on major.

### 61 • A.J. Bolden



**R-Fr. – OL – 6-3 – 306**  
**Winchester, Va. – Millbrook (Toledo)**

• Transferred to JMU in the summer of 2014

**Prior to JMU:** Spent the 2013-14 school year at Toledo... Did not see any action as he sat out season as a redshirt.

**High School:** Rated as a three-star recruit by 24/7Sports... Named First Team All-District, All-Region and All-State as a senior... First Team All-District and All-Region as a junior... Earned Academic All-League honors three times... High School coach was Reed Prosser.

**Personal:** Parents are Allan Bolden, Sr. and Rachel Beay... Has one sister, Alanda... Plans to major in health sciences.

### 36 • Logan Boyd



**R-Fr. – WR – 6-4 – 190**  
**Virginia Beach, Va. – Bayside**

**2013:** Redshirted and retained year of eligibility.

**High School:** Earned letters his final two years... Played at wide receiver, quarterback, defensive back and holder during his high school career... Was part of a program that went 32-6 in his first three years, including one state semifinal and two regional semifinal appearances... Also ran on the track team, competing in the 4x100 and 4x400 relays his last two years... Was on the Honor Roll all quarters.

**Personal:** Son of Theodore Boyd and Yolanda Edmonds... Majoring in justice studies.

### 84 • Brandon Brown



**R-Fr. – TE– 6-2 – 245**  
**Chester, Va. – Matoaca**


**2013:** Redshirted and retained year of eligibility.

**High School:** Played on both sides of the ball playing linebacker and tight end for the Warriors... Was named to the First Team All-AAA Central District as a tight end both his junior and senior years, as well as being named Honorable Mention All-Metro both seasons... Was also Honorable Mention his sophomore year... Named First Team All-Academic his senior year... Was on the Honor Roll throughout high school, graduating with advance studies.

**Personal:** Son of Daryl and Stephanie Brown and Jerry Brown & Whitney Maynor... Brother Daryl played college football at Greensboro

College... Plans to major in social work.

### 44 • Jordan Brown



**R-Fr. – FS– 6-2 – 175**  
**Cranberry Township, Pa. – Seneca Valley**

**2013:** Redshirted and retained year of eligibility

**High School:** Played quarterback and defensive back in high school, starting his final three years at quarterback and posting an 18-5 record as a starter his junior and senior seasons (with four of the losses to the two-time state champions)... Threw for more than 2,000 passing yards and 21 touchdowns, and rushed for 400 yards with five scores, garnering Honorable Mention All-State honors by Pennsylvania Football News as well as his second straight selection to the Pittsburgh Post-Gazette Fabulous 22 and Northern Fabulous 22 Teams... Led the

WPIAL in regular-season passing yards in 2012 and led Seneca Valley to a 10-2 record, its second straight playoff appearance and advancing to the state semifinals, earning him First Team All-Section Quad A North as well as being honored on All-Butler County and All-Conference teams... Selected to play in the Pennsylvania All-Star East-West Game... Threw for 2,200 passing yards, 17 touchdowns, and had a 63 percent completion rating his junior year while rushing for 585 yards with six scores while leading Seneca Valley to the WPIAL quarterfinals... Over his career he threw for school records of 5,426 yards and 46 touchdowns while leading Seneca Valley to its first playoff win since 2002... Also rushed for more than 1,300 yards and 14 touchdowns in his high school career... Was named First Team All-Butler County and All-Conference three times at quarterback... Recorded a 4.5 40-yard dash and 34" vertical leap... Also ran track and played basketball, earning letters in both during his high school career... A four-year member of the Honor Roll.

**Personal:** Son of Clark and Kim Brown... Father Clark was a quarterback at Michigan State while brother C.J. is current starting quarterback at Maryland... Plans to major in communication studies.



# 2014 DUKES

## 45 • Zonauntarrious Brunt



**Fr. – DB – 6-2 – 174**  
**Lincolnton, N.C. – Lincolnton**

**High School:** Led the Wolves and Lincoln County in tackles his senior year with 126... Also ran track and field in his time at Lincolnton... Spent his freshman and junior years at Gastonia Forestview and sophomore year at North Lincolnton.

**Personal:** Related to C.J. Wilson, who played collegiately at NC State and is currently with the Chicago Bears in the NFL... Majoring in sports and recreation management.

## 79 • Taylor Dean




**Fr. – OL – 6-6 – 260**  
**Alexandria, Va. – Bishop Ireton**

**High School:** Played three years at Bishop Ireton, seeing time on both the offensive and defensive lines... Named VISAA Second Team All-State his senior year on the offensive line.

**High School:** Majoring in integrated science and technology.

## 52 • Tye Burris



**Fr. – LB – 5-11 – 198**  
**Mechanicsville, Va. – Atlee**

**High School:** Was both a linebacker and kick returner in high school... Earned 2013 VHSL First Team Group 5A All-State honors at both linebacker and kick returner as well as First Team All-Metro his senior year after recording 83 tackles... Also averaged 25.8 yards on punt returns with four touchdowns scored... Garnered VHSCA First Team All-State as a linebacker and kick returner his junior year as well... Was a member of the National Honor Society and Beta Club as well as a Hanover scholar

**Personal:** Son of Mark and Pam Burris... Undecided on major

## 86 • Nick Edwards



**R-Fr. – TE – 6-4 – 230**  
**Virginia Beach, Va – Kellam**  
**2013:** Redshirted and retained year of eligibility

**High School:** Saw time at defensive end and tight end, earning First Team All-Beach District, Second Team All-Tidewater, and Second Team All-Eastern Region at tight end while garnering Second Team All-Beach District Team as a defensive end his senior year... Was a Second Team All-Beach District defensive end his junior year after being named Honorable Mention All-District as a sophomore... Also played varsity basketball his first three years of high school... Was named on the Honor Roll or Principal's List every semester

**Personal:** Son of Barry and Michele Edwards... Plans to major in sports and recreation management.

## 67 • Tay Crutchfield




**R-Fr. – DE – 6-0 – 260**  
**Broadnax, Va. – Brunswick**

**High School:** A 2013 graduate of Brunswick... Was a four-year letterwinner on the offensive line and at defensive end/linebacker... Earned Second Team All-AA Southside on both the offensive line and at defensive end in 2012.

**Personal:** Son of Allen and Tamala Crutchfield... Majoring in social work.

## 18 • Hunter Etheridge



**Fr. – QB – 6-2 – 212**  
**Clayton, N.C. – Woodberry Forest (Va.)**

**High School:** Led his squad to an 8-1 record, the Prep League championship and No. 10 overall ranking in Virginia his senior year... Also played basketball and ran indoor and outdoor track... Finished sixth in the state private school meet in the high jump and ninth in the 55-meter hurdles... Spent his first three years at Clayton (N.C.) High School...

**Personal:** Son of Rick and Wendy Etheridge... Dad Rick played linebacker at NC State (1978-81) and helped the Wolfpack to the 1979 ACC Championship... Joining twin brother Ryan with the Dukes this

year... Majoring in sports and recreation management.

## 88 • Javonn Curry




**Fr. – WR – 6-2 – 173**  
**Burtonsville, Md. – Paint Branch**

**High School:** Named First Team Consensus All-State, First Team Big School All-State and First Team Washington Post All-Met honors after catching 70 passes for 1,140 yards and 18 touchdowns (16 receiving, one rushing, one kick return) his senior season... Helped lead Paint Branch to the Class 4A state semifinals... Earned a spot in the Big-33 Senior All-Star football game that pitted Maryland versus Pennsylvania... Ranked first in the state in touchdown receptions and fifth in total receptions... Also garnered First Team All-County honors his final year... Had 25 catches for 506 yards and six scores as a junior, earning Maryland Third Team All-State and Montgomery County Second Team All-County.

**Personal:** Son of Lahne Mattas-Curry... Undecided on athletic training.

## 96 • Ryan Etheridge



**Fr. – DL – 6-2 – 233**  
**Clayton, N.C. – Blue Ridge (Va.)**

**High School:** Earned VISAA Division II All-State pick his junior and senior years at linebacker... Was also honored as a First Team All-Old Dominion Football Conference pick his final season... As a junior posted 114 tackles, nine sacks, eight quarterback hurries, three forced fumbles and a blocked kick, helping the Barons to the VISAA Division 2 State Championship... Had 219 tackles, 15 TFL, 2 sacks, 3 forced fumbles, and a safety in 19 games over his final two seasons at Blue Ridge.

**Personal:** Son of Rick and Wendy Etheridge... Dad Rick played linebacker at NC State (1978-81) and helped the Wolfpack to the 1979

ACC Championship... Joining twin brother Hunter with the Dukes this year... Plans to major in sports and recreation management.



# 2014 DUKES

## 46 • David Ezeagwu



**Fr. – LB – 6-1 – 214**  
**Stafford, Va. – Colonial Forge**

**High School:** Split time at defensive end and outside linebacker under head coach Bill Brown... Helped lead the Eagles to a 10-4 record and the Group 6A state semifinals his senior year earning Second Team All-Conference 4 honors... Ranked No. 81 among seniors in Virginia by The Roanoke Times... Started his final two seasons as well as three games as a sophomore... Transferred from Peoria, Ariz., just prior to his sophomore year, having played defensive end as a freshman... Posts a 4.61 second 40-yard dash, 11.4 second 100 meter dash a 32 inch vertical, 335 pound bench press, and squats 400 pounds... Participated in the track and field program at Colonial Forge

where he performed at shot put, discus toss, and the 100 meter dash... Was a member of Colonial Forge's 800-meter relay squad that finished eighth at the 2012 state meet... Rated as the 81st best prospect in the state by The Roanoke Times.

**Personal:** Twin brother, Daniel Ezeagwu is on the football squad at Maryland... Undecided on major.

## 13 • Tre Hamer



**Fr. – S – 6-0 – 187**  
**Brooklandville, Md. – St. Paul's**

**High School:** Named Honorable Mention Private School All-State at defensive back his senior year... Also played as the point guard for the basketball team in high school... Helped lead the Crusaders to the MIAA B Conference Championship in 2014... Was selected to play in the SPSLRising Seniors All-Star Game his junior year.

**Personal:** Undecided on major.

## 98 • K.J. Ford



**Fr. – DT – 6-0 – 288**  
**Bluffton, S.C. – Bluffton**

**High School:** A four-year starter in high school at Bluffton, playing defensive tackle, nose guard and running back during his career... Missed the first half of his senior with a broken finger but returned to be named Mr. Defense and selected to the South Carolina 40-man team for the Shrine Bowl of the Carolinas, which won the game 28-23... In his shortened season, recorded 44 total tackles, 10 for loss and two sacks, earning SC High School Sports Report Division II-Class 4A All-State honors... Also named Island Packet/Beaufort Gazette All-Area Second Team... Earned the Trench Award from his team junior year after recording 42 tackles, 61 total tackles, 13.0 tackles for loss and 4.0

sacks while helping lead the team to an 12-2 record and a spot in the semifinals of the Class 4A Division II playoffs in its first year in the division, earning All-Region honors... Also helped the team to a state runner-up finish as a sophomore... Was a three-star recruit by Scout.com and two stars by Rivals.com and ESPN... Rated 84th nationally at his position and the 32nd top recruit in South Carolina, according to 247sport.com's composite rating... Two-rating from Rivals.com and ranked No. 91 by Scout.com... SC High School Sports Report ranked him as the No. 17 prospect in the state... Also played running back for the Bobcats and Coach Ken Cribb.

**High School:** Plans to major in computer science.

## 29 • Kyre Hawkins



**R-Fr. – LB – 6-1 – 195**  
**Baltimore, Md. – Dunbar**

**2013:** Redshirted and retained year of eligibility

**High School:** Named to the 2012 Pre-season All-City team... Helped lead team to a 13-1 record and a Class 1A State Championship in 2012, recording 104 tackles and one interception on the season... Defense recorded 10 shutouts and only allowed 28 points through the entire season... Played on the Baltimore side for the Maryland Crab Bowl... Transferred from Archbishop Curley High School to Dunbar for his senior season... Runs a 4.6 40-yard dash and has a vertical of 32 inches... Ran track on the 100 and 200-meter dash and 4x100 and 4x200 relay squads, including qualifying for the Penn Relays as a junior... As a wrestler is currently 44-3 and ranked No. 1 in his weight class in Baltimore... Also played basketball, serving as the team captain of the freshman hoops squad... Named to the Honor Roll and selected to the National Honor Society of High School Scholars.

**Personal:** Son of Michael and Lisa Wilson... Plans to major in sports and recreation management... Worked in the Ray Lewis foundation.

## 49 • Brandon Hereford



**Fr. – DE – 5-11 – 219**  
**Glen Allen, Va. – Glen Allen**

**High School:** Graduated in 2014 from Glen Allen... Earned 2013 All-Region 4A South Team Second Team Defense and First Team All-Conference 20 as a utility player after leading Glen Allen to winning four games for the first time in its three-year varsity football history and earning its first-ever playoff berth.

**Personal:** Undecided on major.

## 85 • Daniel Glymph



**Fr. – WR/DB – 6-0 – 185**  
**Richmond, Va. – Atlee**

**High School:** A 2014 graduate of Atlee... Named 2013 All-5A South Region Second Team and First Team All-Conference 11 at wide receiver his senior year... Also earned All-Region and All-Zone honors on defense in lacrosse in 2014.

**Personal:** Undecided on major.



# 2014 DUKES

## 13 • Ishmael Hyman



**R-Fr. – WR – 6-1 – 177**  
**Manalapan, N.J. – St. John Vianney (Kansas)**

• Transferred to JMU in summer 2014 and spent the summer in the strength and conditioning program

**Prior to JMU:** Spent his first year at Kansas, redshirting and retaining the season of eligibility.

**High School:** A three-star prospect according to Rivals... Ranked as the No. 21 prospect out of the state of New Jersey according to ESPN... Named MVP of the Chesapeake Bowl after scoring two TDs and leading the North Team to a 38-13 win... Selected to play in the 2013 USA Football International Bowl... Lettered twice for head coach

Andrew Carlstrom at St. John Vianney... Recorded 24 catches for 428 yards and four TDs during his senior season, which was cut short by injury... Selected First Team All-Shore Conference and Honorable Mention All-Monmouth County in 2011... Named division special teams MVP... Collected 29 catches for 951 yards and 10 TDs during his junior season... Also returned a pair of kickoffs for TDs in 2011... Lettered three years in track and field... Finished fourth in the state in the 200-meters... Had the top times in the 200 meters and 300 meters in Monmouth County.

**Personal:** Son of Tonya Hornsby and Godday Hornsby... Majoring in sports and recreation management.

## 25 • Cardon Johnson



**R-Fr. – TB – 5-10 – 180**  
**Newport News, Va. – Warwick**

Moved to tailback during the 2014 spring drills

**2013:** Redshirted and retained year of eligibility.

**High School:** A 2013 graduate of Warwick... Rushed for 415 yards his senior year due to injury... Earned First Team-All-757 and All-District as a junior after rushing for 1,134 yards and 12 touchdowns... Had 1,235 rushing yards and 15 scores his sophomore year, garnering Second Team All-District accolades... Also was a member of the 4x100-meter district champion relay team... Named to the A-B Honor Roll.

**Personal:** Son of Donald and Carlene Johnson... Both parents ran track at Norfolk State... Plans to major in sports and recreation management.

## 35 • Marcell Johnson



**Fr. – LB – 6-1 – 187**  
**Knightdale, N.C. – Knightdale**

**High School:** Predominantly spent time playing linebacker, but also saw action at multiple positions on offense including running back, fullback, and wide receiver... As a senior, teamed with brother Marquavious to lead Knightdale to an 11-2 mark and the third round of the state playoffs for the first time in school history... Recognized as a Greater Neuse River 4A All-Conference Defensive Player of the Year and First Team All-Conference in 2013... Also runs track and field for the Bobcats... Was one of the members of a 4x400-meter relay squad that broke a 20+ year old all-classification N.C. High School Athletic Association while helping lead the Knights to a third-straight Class 4-A state track and field championship... Runs a 4.62

second 40-yard dash, squats 385, and benches 285.

**Personal:** Brother Marquavious is committed to play at Eastern Carolina University as a slot receiver... Majoring in business management.

## 92 • Jonathan Jerez



**Fr. – K/P – 6-1 – 176**  
**Jupiter, Fla. – Jupiter**

**High School:** Graduated in 2014 from Jupiter High School... Was kicker and punter in his time at Jupiter.

**Personal:** Plans to major in statistics

## 19 • Rhasheed Jiles



**Fr. – CB – 6-0 – 157**  
**Cape Coral, Fla. – Cape Coral**

**High School:** Graduated in 2014 from Cape Coral High School... Recorded 95 total tackles, 3.0 sacks, two interceptions and one forced fumble his senior year, earning Second Team Associated Press All-State, First Team All-Southwest Florida, Second Team All-Area honors and Honorable Mention All-Lee County Conference honors... Selected to play in the Rotary South All-Star Classic for his play in 2013, pitting the top players in Lee County against each other... Also had 10 catches for 133 yards and three touchdowns.

**Personal:** Son of Marqui Church and Otis Jilse... Sister Jokira is a sprinter on the track team at the University of Miami... Majoring in

business management.

## 99 • Gunnar Kane




**R-So. – P/K – 5-11 – 205**  
**Virginia Beach, Va. – Kellam**

**High School:** Graduated from Kellam in 2012... Was a standout punter at Kellam... Earned First Team All-Beach District at kicker and punter his senior year... Also played linebacker and quarterback during his high school career.

**Personal:** Majoring in computer science.

## 27 • Pat Kagel



**Fr. – DB – 6-1 – 206**  
**Virginia Beach, Va. – Kellam**

**High School:** Was the starting quarterback his four years, while starting at safety for his senior season... Was a two-time captain and earned Honorable Mention All-Beach District honors as the signal caller both seasons, while earning accolades as a safety in 2013... Was a member of the National Honor Society, Principal's List and Academic Scholar-Athlete.

**Personal:** Son of Darryl and Karen Kagel... Dad Darryl played football at St. John's (1987-89) while mom Karen played college field hockey at SUNY Oneonta (1988-92)... Undecided on major.



# 2014 DUKES

## 91 • Jonathan Kloosterman



**Fr. – TE – 6-3 – 230**  
**Strasburg, Va. – Strasburg**

**High School:** Was a 2014 graduate of Strasburg... Played both tight end and defensive end in high school... Broke his leg in week 5 of his senior year, shortening his final season... As a junior had a team-best 17 receptions, 299 receiving yards and five touchdowns... Led the Rams with 96 tackles (66 solos) and two sacks in 2012, earning First Team All-Region B honors... Worked through the leg injury to be able to play basketball his senior year.

**Personal:** Majoring in kinesiology.

## 17 • Jimmy Moreland



**Fr. – CB – 5-9 – 161**  
**Royal Palm Beach, Fla. – Royal Palm Beach**

**High School:** Played mostly as a free safety at Royal Palm Beach High School, although also saw time as a cornerback, wide receiver, and quarterback... As a senior, led the Wildcats to an 8-3 mark... Was picked for Team Florida in the second annual Florida vs. Georgia All-Star Game, getting a key interception early in the fourth quarter that was converted into the go-ahead touchdown of Florida's win... Selected to the Palm Beach County-Treasure Coast High School All-Star Game, helping the National team to a 28-21 victory... Named Associated Press Third Team Class 7A All-State and Honorable Mention

Class 7A All-State Defense by FloridaHSFootball.com... Ranked No. 21 on the area recruiting board by The Palm Beach Post... Junior year accumulated 304 yards receiving and three touchdowns on 19 catches and defensively notched eight interceptions and 60 tackles at safety, earning Third Team Class 7A All-State honors on defense... Helped the Wildcats into the playoffs his sophomore year when he blocked seven kicks on special teams... Ranked as a two-star recruit by Rivals.com... Records a 4.45 second 40-yard dash, bench press of 225 pounds, and squats 350 pounds... Selected JMU over Appalachian State, Coastal Carolina, Bowling Green and Toledo.

**Personal:** Son of Jimmy Sr. and Yvonne Moreland... Plans to be a business major concentrating in accounting.

## 63 • Nick Michalski



**R-Fr. – ATH – 6-2 – 195**  
**Chesapeake, Va. – Great Bridge**

**High School:** Graduated in 2013 from Great Bridge... Earned three straight letters in football... Named by the Virginian Pilot to the Tidewater Top-100... Was a member of the Honor Roll all four years.

**Personal:** Son of Robert and Wendy Michalski... Majoring in marketing.

## 18 • Rob Nittolo



**Fr. – WB – 6-2 – 218**  
**Hillsborough, N.J. – Hillsborough**

• Enrolled at JMU in January 2014 and participated in spring drills

**High School:** Played just his senior season under Head Coach Kevin Carty, at Hillsborough High School and the state of New Jersey... Won NJ.com's fan poll of The Best Quarterback in the state after going 151-for-309 for 2,336 yards and 23 touchdowns through the air, as well as adding 258 rushing yards and four touchdowns... Team named him recipient of the Joe Adochio Award as the team's Most Valuable Player... 2013-2014 New Jersey Mini Max Award Winner for his work on the gridiron, in the classroom and in their communities... Transferred from Dwyer High School in West Palm Beach, Fla., the summer before his

senior year... Started the second half of his junior year at Dwyer, leading them to a 9-4 overall record, 5-1 district mark and a berth in the playoffs.

**Personal:** Son of Robert Sr. and Darlene "Dolly" May Nittolo... Father Robert Sr., played collegiate football at Minnesota and Pittsburgh... Plans to major in communication studies.



## 28 • John Miller

**Fr. – TB – 5-10 – 172**  
**Columbia, S.C. – Spring Valley**

**High School:** Predominantly playing running back under head coach Miles Aldridge, also saw slight action as a wide out, and quarterback... Named SC High School Sports Report Division I-AAAA All-State his senior season after leading the Vikings to the second round of the Class 4A playoffs... Had 289 all-purpose yards and four touchdowns against White Knoll his senior year... Also had 223 yards and four touchdowns

on just 17 carries against Irmo in 2013, earning him Class AAAA Co-Player of the Week from the High School Sports Report... For his senior year rushed 188 times for 1,761 yards and 32 touchdowns to also earn Class 4A All-Area honors from The State... Ranked 50th best overall prospect in the state of South Carolina according to 247sports.com's composite rating... Columbia South Carolina's News 19 Player of the week October 2, 2013... Records a 4.6 second 40-yard dash, 31 inch vertical, 235 pound bench press, and squats 405 pounds... Also played on the basketball team, where he helped them to an 18-10 record his junior year.

**Personal:** Maintained a 3.9 grade point average at Spring Valley High School... Major is athletic training.

## 65 • Evans Osuji



**R-Fr. – DE – 6-3 – 235**  
**Maplewood, N.J. – West Orange**

**2013:** Redshirted and retained year of eligibility

**High School:** Four-year varsity letter winner in football at West Orange, serving as team captain his final two years... During his senior year at West Orange recorded more than 60 tackles including eight just for loss and 15 sacks, as well as three fumble recoveries, two forced fumbles and one field goal block... Received 2012 Super Essex Conference American Division First Team All-Conference, MSG Varsity All-New Jersey Defensive Line Honorable Mention, Worrall Community Newspaper All-Area team and First Team All-County... Ranked as the No. 4 player in the county (No. 1 at defensive line) and in the top 10

defensive linemen in the state of New Jersey... Selected to play in the North vs. South All-State game... Transferred from Columbia HS after his junior year when he earned Essex County All-Junior team on the offensive line... Also was a four-year varsity basketball letterwinner where he was team captain as a junior and senior and made Second Team All-Conference in the Liberty Division in 2011... Named to the Honor Roll during his high school career.

**Personal:** Son of Christian Osuji and Berenadine Osuji... Plans to major in kinesiology.



# 2014 DUKES

## 41 • Aaron Peak




**Fr. — CB — 5-9 — 196**  
**Blythewood, S.C. (Blythewood)**

**High School:** In his senior season was named Second Team S.C. Varsity All-State, All-Region IV-AAAA Team and Blythewood Bengal of the Year... Invited to play in the South Carolina North/South All-Star Game, recording an interception in the game. and helping hte North to a 38-21 victory... Had a solid senior season of 35 tackles three blocked field goals, three forced fumbles, two fumble recoveries and four total touchdownswhile leading the Bengals to a 7-5 overall record... Had 14 kickoff returns for a 36.64 average with a long of 98 and five punt returns for 104 yards with a long of 60... Also had four blocked kicks and was also a kick returner during his junior year... Out of over 1,200

athletes, named to the 25 man roster of the 2013 Charlotte Nike SPARQ All-Combine Team, running the fastest 40-yard dash at 4.51... Records a 4.41 second shuttle-run, 34 foot power ball toss, 37.1 inch vertical, and a Nike SPARQ rating of 96.96, the seventh highest rating at the 2013 combine... Selected JMU over Air Force, Wofford, Charleston Southern, The Citadel and Holy Cross.

**Personal:** Undecided on major.

## 73 • Stephen Root




**Fr. — OL — 6-4 — 260**  
**Purcellville, Va. — Woodgrove**

**High School:**A 2014 graduate of Woodgrove... Played on the offensive line for Coach Mike Skinner and led his team to a 9-4 mark last fall before falling, 42-35, in the VHSL 4A North region semifinal... Earned First Team All-Conference 21 honors while blocking for the conference's Offensive Player of the Year.

**Persona:** Undecided on major.

## 17 • Bryan Schor




**Fr. — QB — 6-1 — 208**  
**Milford, Pa. — Delaware Valley**  
**(Lackawanna CC)**

Spent the spring of 2014 at Lackawanna Community College before transferring to JMU

**High School:**Graduated in 2013 from Delaware Valley... Helped lead the team to an 11-2 record his senior season, earning Pennsylvania Class AAAA First Team All-State honors... Was 147-for-226 for 2,585 yards, 27 touchdowns and also added 12 rushing touchdowns... Was a two-time All-Region and All-Conference selection his final two years, finishing his four-year starting career with 6,518 passing yards and 56 touchdowns... Served as team captain his junior and senior years as well as captain of the basketball team his final season.

**High School:**Majoring in finance.

## 51 • AB Rhodes



**Fr. — LB — 6-2 — 218**  
**Richmond, Va. — Mills E. Godwin**

**High School:** Was the leading tackler all four years in high school for his freshmen, junior varsity, and varsity teams ... Senior season earned All-Region 5A South Defense Honorable Mention, All-Metro Second Team and First Team All-Conference 11 as a linebacker... Voted Godwin High School's Most Valuable Defensive Player as a junior and senior while serving as a team captain his senior season... Named Second Team All-District linebacker his junior season... Excited to join former 804 opponent, Cornell Urquhart... Has a 4.57 second 40-yard dash, 34" vertical jump, 285 pound bench press, and squats

405 pounds...

**Personal:** Son of Stephen Rhodes and Lynn Rasor... Maintained a 4.2 GPA at Godwin High School and was a consistent honor roll student... Academic goal to make the Dean's List as a freshman... Mother Lynn ran track at JMU for four years... Plans to major in communication studies.

## 41 • Brett Siegel



**R-Fr. — LB — 6-1 — 210**  
**Leesburg, Va. — Fork Union**

**High School:**Graduated in 2013 from Fork Union... Three-year letterwinner at defensive end... Was a Virginia Independent School First Team All-State, First Team All-Central Virginia, and First Team All-Conference honors after posting 77 tackles, 13 sacks and 36 quarterback hurries... Was a member of the National Honor Society, Mu Alpha Theta and the Dean's List.

**Personal:** Son of Adam and Jana Siegel... Majoring in biology.

## 74 • Simeyon Robinson



**R-Fr. — OG — 6-2 — 265**  
**Virginia Beach, Va. — First Colonial**

**2013:** Redshirted and retained year of eligibility

**High School:** Was named to the First Team All-Beach District and Second Team All-Tidewater following his senior year... Also earned his team's Defensive MVP award... Had a 95-yard interception return for a touchdown in his final season... Runs a 4.87 40-yard dash... Was a member of the Honor Roll... Joins fellow Patriot Raven Greene as a JMU commit.

**Personal:** Son of Wanda Robinson... Majoring in sports and recreation management.

## 19 • Chris Simpson

**R-Fr. — TB — 6-1 — 205**  
**Mechanicsville, Va. — Lee-Davis (Appalachian State)**


**Prior to JMU:** Spent the 2013-14 year at Appalachian State but did not see any action.

**High School:** Named VirginiaPreps.com Second Team All-Central Region his senior season in 2012... As a senior led the Confederates to their best season in years, finishing 7-3 and taking the top seed in the D-5 playoffs... Ran for 1,988 yards on 371 carries, scoring 15 touchdowns... Was also named Capital District Offensive Co-Player of the Year, and made All-Region at running back for the coaches.



# 2014 DUKES

## 12 • Blaine Stewart



**R-Fr. – WR– 6-1 – 185**  
**Morgantown, W. Va. – Morgantown**

**2013:** Redshirted and retained year of eligibility

**High School:** Was a three-year varsity letterwinner at Morgantown... Had an outstanding senior season at wide receiver with 41 catches, 615 yards and six touchdown receptions, earning Honorable Mention Class AAA All-State, First Team All-TRAC, Honorable Mention All-OVAC and Dominion Post All-Area honors... Also served as MHS's PAT and field goal holder, long snapper on punts, was the backup quarterback, and amassed 104 return yards... Had 21 catches for 305 yards and three scores his junior year, after recording one receiving and one rushing touchdown his sophomore year... Also played baseball

and ran track during high school, earning a spot in the OVAC Ohio vs. West Virginia All-Star Baseball Game... Was on the Honor Roll and was a member of the National Honor Society... Selected JMU over Wake Forest, Duke, Ohio, Akron, Richmond, William & Mary.

**Personal:** Son of Karen and the late Bill Stewart... Father, the late Bill Stewart, was a long-time college football coach, including serving as head coach for West Virginia at the end of his career... Planning to major in accounting.

## 97 • Kevin Weiman



**R-Fr. – K/P – 6-0 – 198**  
**Pasadena, Md. – Archbishop Spalding (Jireh Prep)**

**High School:** Graduated in 2013 from Archbishop Spalding... Spent the 2013-14 year at Jireh Prep in North Carolina.

**Personal:** Undecided on major.

## 56 • Matt Wolcott



**Fr. – LS – 6-0 – 217**  
**Ashburn, Va. – Briar Woods**

**High School:** Did not miss any snaps in 15 games his senior year for the Class 5A runner-up Falcons... Also was solid in the long snapping duties for the team's second and third straight Class 4A state titles in 2011 and 2012, seeing action in 25 games those two years... Won award at Rubio Long Snapping Camp in 2013... Was a member of the Honor Roll.

**Personal:** Son of Joel and Lucy Wolcott... Majoring in engineering.

## 70 • Aaron Stinnie



**R-Fr. – DT– 6-5 – 250**  
**Charlottesville, Va. – St. Anne's-Belfield**

**2013:** Redshirted and retained year of eligibility

**High School:** Played organized football for only two years, playing on both of the offensive and defensive lines at St. Anne's-Belfield... Had 45 total tackles (21 solos) along with eight tackles for loss, five sacks, two forced fumbles and one fumble recovery... Earned First Team All-State VISAA Division 2 recognition at both offensive and defensive lineman his senior year... Was also named Second Team All-Central Virginia and Second Team All-ODFC as a defensive lineman... After his first season as a junior was named to the Second Team VISFA

Old Dominion on defense... Also played basketball in high school... Earned a place on the Honor Roll.

**Personal:** Son of Phil Stinnie and Julia Stinnie... Plans to major in sports and recreation management.

## 20 • Taylor Woods



**Fr. – TB – 5-7 – 185**  
**Havelock, N.C. – Havelock**

**High School:** Played a significant part in leading Havelock to a perfect 16-0 record and the Rams' third straight Class 3A State Championship under Coach Jim Bob Bryant while spending time at running back, cornerback, and as a kick/punt returner... Career offensive numbers of 8.62 yards per carry, 2,817 rushing yards, and 42 touchdowns, as well as 50 receptions for 362 yards, and two touchdowns... Also spent time at cornerback accumulating 118 total tackles, eight and a half tackles for losses, three forced fumbles and three fumble recoveries... As a senior had 119 carries for 1,010 yards and 14 touchdowns with a long of 94 while grabbing 21 catches for 151 yards and one score... Chipped in 56 tackles and one fumble recovery

on defense at cornerback... Named the Varsity Football overall Player of the Game three times as a senior and twice junior year... Helped the Rams to a combined 47-1 record his final three years... Maintained a 3.0 GPA in high school Selected JMU over Old Dominion, Elon, The Citadel and Kent State.

**Personal:** Son of Wilbert and Elizabeth Woods... Undecided on major

## 94 • Cornell Urquhart



**Fr. – DE – 6-2 – 258**  
**Richmond, Va. – Benedictine Prep**

**High School:** Played under Head Coach Greg Lilly at Benedictine College Preparatory, seeing action at both defensive end and tight end... Named to the 2013 Division I All-VISAA First-Team Defense, VirginiaPreps.com's First Team Private Schools All-State, All-Metro Team Defensive Lineman Honorable Mention... Career statistics of 88 tackles, 23 tackles for losses, and ten sacks... Rated the 59th best overall prospect in the state of Virginia by 247sports.com's composite ranking... Participated in the Big River Rivalry All-Star Game... Led the Cadets to a 7-4 mark and the playoffs his junior year, the top record in the previous four seasons... Will join forces with former opponent from

the 804 area code, A.B. Rhodes

**Personal:** Son of Cornell Sr. and Jaymes Whithead... Father played defensive lineman for Virginia Tech from 1982-1984... Plans to major in health sciences with aspirations to be a physical therapist... Honor Roll student in high school.

## 71 • Richard Xu




**Fr. – OL – 6-6 – 274**  
**Ashburn, Va. – Stone Bridge**

**High School:** 34th ranked Lineman in the state of Virginia on Maxpreps.com for the Bulldogs after transferring to Stone Bridge his senior year... Helped the Bulldogs to a 9-4 overall record and a win in the Virginia State Playoffs... Transferred from Wootton High School in Rockville, Md.... Junior year at Wootton was also on the track and field squad participating in discus toss and shot put... Held Wootton's longest distance for 12 pound shot put the 2012-2013 season, at 35 feet... Bench presses 330 pounds and has a 5.4 second 40-yard dash.

**Personal:** Scored a 1700 on his SATs... Plans to major in engineering.



# COACHING STAFF



Head Coach Everett Withers . . . . .	42-43
Assistant Coaches/Staff . . . . .	44-57
It's Game Day . . . . .	58



# HEAD COACH

## EVERETT WITHERS

### Head Football Coach



#### Everett's Resume

First Season at JMU

#### Coaching Background

Years in Coaching: 26

Assistant Coach/Defensive Coordinator  
Austin Peay, 1988-89

Assistant Coach  
Austin Peay, 1990

Assistant Coach  
Tulane, 1991

Assistant Coach  
Southern Mississippi, 1992-93

Assistant Coach  
New Orleans (NFL), 1994

Assistant Head Coach/Defensive Coordinator  
Louisville, 1995-97

Assistant Coach  
Texas, 1998-2000

Assistant Coach  
Tennessee (NFL), 2001-06

Assistant Coach/Defensive Coordinator  
Minnesota, 2007

Assistant Coach/Defensive Coordinator  
North Carolina, 2008-10

Head Coach  
North Carolina, 2011

Assistant Head Coach/Defensive Coordinator  
Ohio State, 2012-13

Head Coach  
James Madison, 2014

#### Personal

Hometown: Charlotte, N.C.

High School: Charlotte Senior

Alma Mater: Appalachian State, 1986

Wife: Kara

Children: Daughter, Tia and Son, Pierce

Everett Withers is in his first season as the head football coach at James Madison University.

"We are so thrilled to welcome Coach Withers and his family to James Madison," Bourne said. "Everett is a proven winner and has shown his ability to lead, having spent time as a head coach. The entire committee was incredibly impressed when we met with him, and I have no doubt that he will be a great leader for our football program and mentor to our student-athletes for many years to come."

"Coach Withers impressed us greatly not only with his experience on the field, but also with his strong commitment to the student-athlete," JMU President Jonathan Alger said. "Coach Withers is dedicated to JMU's educational mission and believes that his team's success begins in the classroom. He and his wife Kara have also emphasized the importance of being active participants in the community. I am confident that Coach Withers, his wife Kara, and their two children Tia and Pierce will be valuable additions to the JMU family and the community at large."

A 26-year coaching veteran, Withers comes to the Shenandoah Valley from Ohio State University, where he served as assistant head coach, co-defensive coordinator and safeties coach for the past two years. During his time with the Buckeyes, he has been a part of a school-record 24-game win streak and a 24-1 mark heading into the upcoming Discover Orange Bowl against No. 12 Clemson. In 2012, OSU compiled a perfect 12-0 record and finished No. 3 in the national rankings. The undefeated 2012 slate was only the sixth unbeaten/untied season in school history, as Ohio State ranked second in the Big Ten with 14 interceptions and all four starting defensive backs earned All-Big Ten Conference recognition.

During his career, Withers has split time between the collegiate and professional coaching ranks, having worked in the NCAA Division I level for 19 years and in the National Football League for seven seasons. Withers' collegiate coaching resume includes 11 years as a defensive coordinator with a vast majority of his time - 17 seasons - spent also coaching the defensive backfield.

Prior to accepting his position with Ohio State in December 2012, Withers spent four years at the University of North Carolina. He was promoted to interim head coach at the school in July 2011 and he led the Tar Heels to a 7-6 overall record and to a berth in the Independence Bowl against Missouri. His Tar Heel defenses were top notch. His first unit - 2008 - ranked eighth in the coun-





# HEAD COACH

try with 20 interceptions, a number that was just one off the UNC single-season record. His 2009 defense was among the nation's elite, ranking sixth in total defense, 10th against the run, 13th in scoring and 14th in pass defense. His 2010 unit ranked fourth in the Atlantic Coast Conference and 30th nationally. Five players off that unit were taken in the NFL draft, including first-round pick Robert Quinn. In his final season in 2011, the Tar Heels ranked 14th nationally against the run. Additionally, Withers' UNC defenses picked off 71 passes in four seasons.

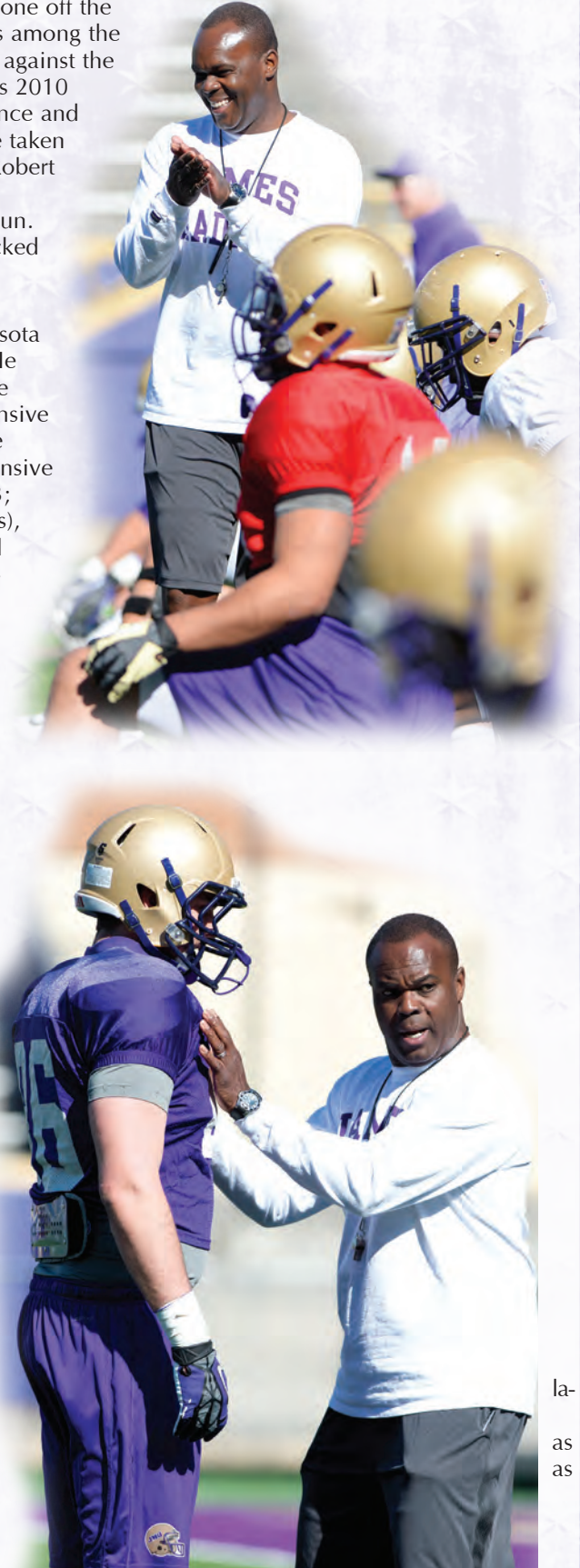
Withers spent one year as defensive coordinator at the University of Minnesota prior to his North Carolina position. He also has been an assistant coach at the University of Texas (1998-2000; defensive backs), Louisville (1995-97; defensive coordinator/assistant head coach/defensive backs), Southern Mississippi (1992-93; defensive backs/assistant special teams), Tulane (1991; outside linebackers) and Austin Peay (1988-90; defensive coordinator/defensive backs; tight ends/special teams).

In the NFL, Withers spent six years (2001-06) as a defensive backs coach with the Tennessee Titans and then-head coach Jeff Fisher, who is now the leader of the St. Louis Rams. In his tenure in Nashville, Withers was a part of an AFC South championship in 2002 and two playoff berths in 2002 and 2003. He coached All-AFC selections in Lance Schulters (2002) and Adam "Pacman" Jones (2005), as three times the Titans' defense ranked in the top five in the NFL in rushing yards against. While he was the defensive backs coach of the Titans, the squad ranked among the top-10 defenses in 2002, his first season with the Titans. From 2002 to 2004, the Titans grabbed 57 interceptions,

the best ever for a three-year span for the franchise, fourth best in the AFC and eighth best in the NFL. The Titans tallied 21 picks in 2004, with 16 coming from the Withers' coached secondary. Withers also spent the 1994 season with the New Orleans Saints as a defensive quality control coach.

A native of Charlotte, N.C., Withers attended Appalachian State University and was a four-year letter-winner a defensive back. He served team captain in 1984.

Withers and his wife, Kara, have a daughter, Tia, and a son, Pierce.



la-  
as  
as



# COACHING STAFF

## JOHN BOWERS

Asst. Head Coach/Tight Ends/Fullbacks/Recruiting Coordinator



### John's Resume

First Season at JMU

### Coaching Background

**Years in Coaching:** 32

Graduate Assistant  
James Madison, 1979-80  
Assistant Coach  
Washington & Lee, 1981  
Assistant Coach  
Shepherd College, 1982-83  
Assistant Coach  
Austin Peay, 1984-87  
Assistant Coach  
Illinois State, 1988-92  
Assistant Coach  
Eastern Illinois, 1996  
Assistant Coach  
Kent State, 1997  
Assistant Coach  
Eastern Michigan, 1993-94 and 1998  
Assistant Coach  
Bowling Green, 2001-2005  
Assistant Coach  
Western Washington, 2007-08  
Assistant Coach  
Bothell High School (Wash.), 2006  
Head Coach  
Ballard High School (Wash.), 2008  
Recruiting Assistant  
Ohio State, 2013  
Assistant Head Coach  
James Madison, 2014

### Personal

**Hometown:**

Hagerstown, Maryland

**Alma Mater:**

James Madison, 1979, 1980

**Wife**

Joanne

**Children:**

Son, David; Son, Ross

John Bowers returns to Harrisonburg for his first season as the assistant head coach, tight ends and fullbacks coach and recruiting coordinator for the James Madison University football program.

With more than 30 years of coaching experience, Bowers returns to the Shenandoah Valley where he was a standout player for the Dukes in the early years, serving as the team captain two seasons for Challace McMillian's squad and earning the team's offensive MVP award in 1977 and Bob Yetzer Leadership Award in 1978. A three-year letterwinner at JMU, he led the team in scoring in 1977 with seven touchdowns and posted a 13-7 record as the quarterback his final two years.

Most recently, he was a recruiting assistant at Ohio State for the 2013 season and had previously been an assistant coach at Bothell High School in Washington. He has spent his coaching career at both the high school and college ranks, including collegiate stints at Western Washington, Bowling Green, Eastern Michigan, Kent State, Eastern Illinois, Illinois State, Austin Peay, Shepherd College and Washington & Lee.

A native of Hagerstown, Maryland, Bowers lettered in both football and baseball at JMU and graduated with his bachelor's degree in 1979 and earned his master's in education in 1980 after serving as a graduate assistant coach with the football program.

He is married to Joanne, who is starting her eighth season as head coach of the University of Washington's nationally-ranked women's gymnastics team, and they have two sons, David (30) and Ross (17).





# COACHING STAFF

## BRAD DAVIS

### Co-Offensive Coordinator/Offensive Line

Brad Davis is in his first year with the James Madison University football program, serving as the co-offensive coordinator and offensive line coach.

Davis has spent the last five years on the staff at Portland State, serving most recently as the run-game coordinator and offensive line coach as part of the program's pistol offense. Davis helped the Vikings to successful seasons in two of the last three years and had 10 players earn All-Big Sky Conference honors while ranking among the nation's leaders in fewest sacks allowed during that time. In 2013, senior tackle Mitchell Van Dyk was named First Team All-Big Sky as well as The Sports Network Third Team All-American. This past season, Davis helped lead Portland State's offense to the top team in the Big Sky in total offense, second in rushing offense and third in scoring offense, while ranking third in FCS football in rushing offense and total offense. The team also set school records this season of 6,486 total yards, 3,330 rushing yards, a 277.7 rushing average, 540.5 total offense average and 36 rushing touchdowns.

Prior to Portland State, Davis held a similar position at North Carolina where he worked in 2008. He also spent two years as a defensive line graduate assistant at Texas A&M, as well as coaching at Doane College and Wayne State.

Davis is a 2003 graduate of the University of Oklahoma where he was a starting offensive lineman for Bob Stoops. He competed on two Big XII Championship teams and the 2000 National Championship squad and played in the Independence Bowl (1999), Orange Bowl (2000), Cotton Bowl (2001) and Rose Bowl (2002). Davis was the team's Most Valuable Offensive Lineman in 2002.

Davis earned a bachelor's degree in social studies education from Oklahoma in 2003. He earned a master's in kinesiology and sports management from Texas A&M in 2008. He and his wife Anecia have a son, Bradley, born September 2012.



### Brad's Resume

First Season at JMU

### Coaching Background

#### Years in Coaching: 11

Assistant Coach  
Southern University Lab School, 2003-04

Assistant Coach  
Wayne State College, 2005

Assistant Coach  
Doane College, 2005

Graduate Assistant  
Texas A&M, 2006-07

Graduate Assistant  
North Carolina, 2008

Assistant Coach  
Portland State, 2009-2013

Assistant Coach  
James Madison, 2014

### Personal

**Hometown:**  
Baton Rouge, Louisiana

**High School:**  
Belaire

**Alma Mater**  
Oklahoma, 2003  
Texas A&M 2008

**Wife**  
Anecia

**Children:**  
Son, Bradley






# COACHING STAFF

## DREW MEHRINGER

### Co-Offensive Coordinator/Quarterbacks



#### Drew's Resume

First Season at JMU

#### Coaching Background

**Years in Coaching:** 7

Student Assistant  
Rice, 2007-09

Graduate Assistant  
Iowa State, 2010-11

Graduate Assistant  
Ohio State, 2012-13

Assistant Coach  
James Madison, 2014

#### Personal

**Hometown:**  
Arlington, Texas

**High School:**  
Mansfield

**Alma Mater:**  
Rice, 2010  
Ohio State, 2013

Drew Mehringer is in his first year at James Madison University, serving as the co-offensive coordinator and quarterbacks coach.

Mehringer has spent the past two seasons on staff with Withers at Ohio State, working as a graduate assistant with the offensive line in 2013 and with the tight ends and wide receivers in 2012. Prior to that, he spent the 2010 and 2011 seasons working with the wide receivers at Iowa State University. He worked for Ohio State offensive coordinator/quarterbacks coach Tom Herman while at Rice and also at Iowa State. A native of Arlington, Texas, Mehringer attended Rice University on scholarship as a quarterback, playing for former Texas standout Major Applewhite before an injury sidelined him, where he served as a student assistant with the quarterbacks with Herman, graduating in 2010 with a degree in political science. He graduated with his master's degree in sports management at Ohio State in 2013.





# COACHING STAFF

## BRANDON STALEY Defensive Coordinator/Linebackers

Brandon Staley is in his first year as the defensive coordinator and linebackers coach for the James Madison football program.

Staley spent the last season as the defensive coordinator at John Carroll University, where he helped lead the Blue Streaks to a 9-2 overall record, 8-1 in Ohio Athletic Conference (OAC) play and a berth in the Division III national playoffs for the first time since 2002. His defense averaged giving up just 9.1 points and 228.4 yards per game, while forcing 27 turnovers, earning him OAC Co-Assistant Coach of the Year. Senior cornerback Randy Greenwood was named a Second Team All-America selection, while five defensive players earned All-OAC honors. His defense ranked third nationally in third-down defense, second in red-zone defense, third in pass efficiency defense and 16th in defensive yards per rush..

Prior to his time at John Carroll, Staley worked one year at Tennessee, serving as defensive graduate assistant in charge of inside linebackers as well as special teams assistant. During his season, he coached AJ Johnson, who led the Southeastern Conference and ranked fourth in the NCAA in tackles with 138, the most since Jerod Mayo in 2007. Staley also coached Herman Lathers who was selected for the NFLPA All Star Game in California.

He also spent the 2010 and 2011 seasons at Hutchinson (KS) Community College as the associate head coach and was the defensive coordinator. Additionally, Staley held duties of linebackers coach and special teams assistant. The team won two Salt Bowl championships as Hutchinson went 10-2 and finished the season ranked No. 5 in the National Junior College Athletic Association (NJCAA) in 2011, and 9-3 and ranked No. 9 in 2011. He also coached nine players that signed Division I scholarship offers on defense and special teams, including Cordarrelle Patterson, the eventual first-round NFL draft pick of the Minnesota Vikings.

In 2009, Staley was at the University of St. Thomas, a Division III powerhouse in Minnesota. The team went 11-2 and reached the NCAA quarterfinals as he served the program as its defensive line and assistant special teams coach.

Staley landed his first coaching job at Northern Illinois. From 2006-08, he was part of two postseason bowls (2006 Poinsettia vs. TCU, 2008 Independence vs. Louisiana Tech).

He was a defensive graduate assistant working with the secondary (2006-07) and linebackers (2008) and special teams (all three years). In 2008, NIU's defense led the Mid-American Conference and was ranked among the top 20 nationally in scoring defense, pass defense and total defense.

Staley was a three-year letterwinner at quarterback for the Dayton, serving as captain the Flyers in his senior season of 2004. He posted a 16-5 career record in two seasons as a starter, including a 9-2 mark his junior year when Dayton was ranked fifth in the country by Football Gazette. That publication also named Staley to its preseason All-America second team entering the 2004 campaign. His senior season, UD again achieved a No. 5 ranking en route to a 7-3 record. He completed his fifth year at Mercyhurst with his twin brother Jason, where the duo was coached by current Detroit Lions Offensive Coordinator Joe Lombardi, the grandson of Vince Lombardi.

As the Flyers' starting QB, Staley completed 168 of 293 passes for 2,609 yards and 14 touchdowns and rushed for 639 yards and 11 scores. As a junior, he compiled 1,961 yards of total offense, the fourth-highest single season mark in school history. His total included 1,617 passing and 344 rushing yards; he added eight rushing TDs while completing 100-of-169 passes. His senior season, Staley completed 68-of-124 throws for 992 yards and six TDs and ran for 295 yards on 84 carries. He was a four-time member of the Pioneer Football League All-Academic list. He graduated from Dayton in 2005 with a bachelor's degree in political science.

A two-sport high school standout, Staley played football and basketball at Perry High School. As a senior, he quarterbacked Perry to a conference title and a quarterfinal round appearance in the Ohio state playoffs. The accolades rolled in as he was First Team News-Herald, First Team Plain Dealer, First Team All-District and Honorable Mention All-Ohio as well as Lake County Touchdown Club Offensive Player of the Year.

Staley and his wife Amy reside in Harrisonburg.



### Brandon's Resume

First Season at JMU

#### Coaching Background

Years in Coaching: 8

Graduate Assistant  
Northern Illinois, 2006-08

Assistant Coach  
University of St. Thomas, 2009

Associate Head Coach  
Hutchinson (Kan.) Community College, 2010-11

Graduate Assistant  
Tennessee, 2012

Assistant Coach  
John Carroll, 2013

Assistant Coach  
James Madison, 2014

#### Personal

Hometown:  
Perry, Ohio

High School:  
Perry

Alma Mater  
Dayton, 2005

Wife  
Amy






# COACHING STAFF

## PARKER FLEMING

### Wide Receivers/Special Teams



#### Parker's Resume

First Season at JMU

#### Coaching Background

**Years in Coaching:** 3

Assistant Coach  
Capital, 2011

Graduate Assistant  
Ohio State, 2012-13

Assistant Coach  
James Madison, 2014

#### Personal

**Hometown:**  
Atlanta, Georgia

**High School:**  
Decatur

**Alma Mater:**  
Presbyterian College, 2010

Parker Fleming is in his first season as the wide receivers and special teams coach with the James Madison University football program.

Fleming has spent the past two seasons also on the staff at Ohio State, working with the offense and the special teams in 2013. Prior to his time at Ohio State, spent the 2010 year coaching quarterbacks at his high school - Decatur (Ga.) - and then he worked at Capital University in Bexley, Ohio, in 2011, also as quarterbacks coach. A native of Atlanta, Ga., Fleming is a 2010 graduate of Presbyterian College with a degree in political science. He lettered at quarterback for the Blue Hose while playing between 2007-09.





# COACHING STAFF

## ZAK KUHR

### Running Backs

Zak Kuhr is in his first season as the running backs coach for the James Madison University football program.

Last year at Old Dominion, Kuhr worked as a graduate assistant with the Monarchs, serving as the running backs coach and assistant special teams coordinator. Before ODU, he coached two seasons at Ohio State as an intern involved with the same groups of personnel. Also, Kuhr assisted in developing game strategies for the special teams and against opposing defenses for the Buckeyes' offense.

Prior to his tenure at OSU, Coach Kuhr spent the previous two years at Edward Waters College as special teams coordinator and quarterbacks coach, from February 2009 to April 2011. His coaching career originated as an assistant at Mandarin and N.B. Forrest high schools, including serving as offensive coordinator at Forrest. Kuhr is a University of Florida graduate, earning his bachelor's degree in sports management in 2013.



### Zak's Resume

First Season at JMU

#### Coaching Background

**Years in Coaching:** 6

Assistant Coach  
N.B. Forrest and Mandarin High Schools, 2008

Assistant Coach  
Edward Waters, 2009-2010

Graduate Intern  
Ohio State, 2011-12

Graduate Assistant  
Old Dominion, 2013

Assistant Coach  
James Madison, 2014

#### Personal

**Hometown:**  
Jacksonville, Florida

**High School:**  
Mandarin

**Alma Mater**  
Florida, 2013



# COACHING STAFF

## JULES MONTINAR Secondary



### Jules' Resume

First Season at JMU

### Coaching Background

Years in Coaching: 7

Graduate Assistant  
2007-09

Assistant Coach  
Lake Erie College, 2010

Graduate Assistant  
Purdue, 2011

Graduate Assistant  
Alabama, 2012-13

Assistant Coach  
James Madison, 2014

### Personal

Hometown:  
Naples, Florida

High School:  
Naples

Alma Mater  
Eastern Kentucky, 2009

Jules Montinar is in his first year with the James Madison football program, serving as the secondary coach.

Montinar comes to JMU from Alabama where he spent the past two years working with the Crimson Tide defense assisting Nick Saban, Greg Brown and Jeremy Pruitt. This past season, he helped the Crimson Tide go 11-2 with a berth in the Sugar Bowl. He was also part of the 2013 National Championship team that handled Notre Dame in the championship game, 42-14, in Miami, Fla. That season, the Tide defense posted four shutouts and held six opponents to 10 points or less, as well as leading the nation in rush defense (76.36 ypg), total defense (250.00 ypg) and scoring defense (10.93 ppg).

Montinar arrived at Alabama from Purdue, where he was a graduate assistant. Prior to that, Montinar was the defensive backs coach and assistant special teams coach at Lake Erie College in 2010.

Upon graduation from Eastern Kentucky, Montinar remained at ECU and began his coaching career working with the linebackers and defensive ends from 2007-2009.

Montinar played college ball at West Virginia and ECU. While at ECU, he won an OVC title as a player in 2007 and as a coach in 2008. As a player at WVU, he participated in two Gator Bowls.

Montinar graduated from Eastern Kentucky in 2009 with both a bachelor's and master's degree in sports management.





# COACHING STAFF

## STEVE SISA Safeties

Steve Sisa is in his first year with the James Madison University football program, coaching the safeties.

Familiar with the Valley from his college days, Sisa has spent the last two seasons on the coaching staff at Western Carolina as the secondary coach for both seasons and special teams coordinator in 2013. Prior to that, he was on the North Carolina coaching staff with Withers for two years, serving as his safeties coach in 2011 and working in player development in 2010. In 2011, he helped guide UNC to the AdvoCare V100 Independence Bowl in Shreveport, La. Under Sisa's tutelage in 2011, the Tar Heel safeties accounted for six of North Carolina's 14 interceptions and forced five of the 13 fumbles on the year.

Prior to coaching at North Carolina, Sisa served two seasons (2008-09) as a graduate assistant at Southern Mississippi with the Golden Eagles making back-to-back appearances in the New Orleans Bowl during his tenure. Sisa helped tutor the Southern Miss secondary under defensive coordinator Todd Bradford and head coach Larry Fedora.

He was also responsible for opponent scouting reports, scout team film study and practice scripts.

A native of Manassas, Va., Sisa got his start at the collegiate ranks as a quality control coach at the University of Illinois in 2007 where he worked primarily with the team's linebackers. Illinois was 9-3 that season and advanced to the Rose Bowl for the first time since 1984.

Following his graduation from Virginia Tech, Sisa began his coaching career at Ed White High School in Jacksonville, Fla., under head coach Dan Disch, currently the defensive coordinator at North Carolina. Sisa worked as the secondary coach in 2003 and the defensive coordinator from 2004-06. He additionally served as the team's NCAA recruiting liaison for prospective student-athletes and also was the Shrine Bowl defensive coordinator in 2006.

A linebacker at Bridgewater College in Bridgewater, Va., in 1997, Sisa's career was cut short by a shoulder injury. He transferred to Virginia Tech where he earned a bachelor's degree in political science in 2001. He received a master's degree in sports management in 2009 from Southern Miss.

Sisa is married to the former Lisa Taylor of Jacksonville, Fla., and the couple has a son, Taylor (1).



### Steve's Resume

First Season at JMU

### Coaching Background

Years in Coaching: 11

Assistant Coach  
Ed White High School (Fla.), 2003-06

Quality Control  
Illinois, 2007

Graduate Assistant  
Southern Mississippi, 2008-09

Graduate Assistant  
North Carolina, 2010

Assistant Coach  
North Carolina, 2011

Assistant Coach  
Western Carolina, 2012-13

Assistant Coach  
James Madison, 2014

### Personal

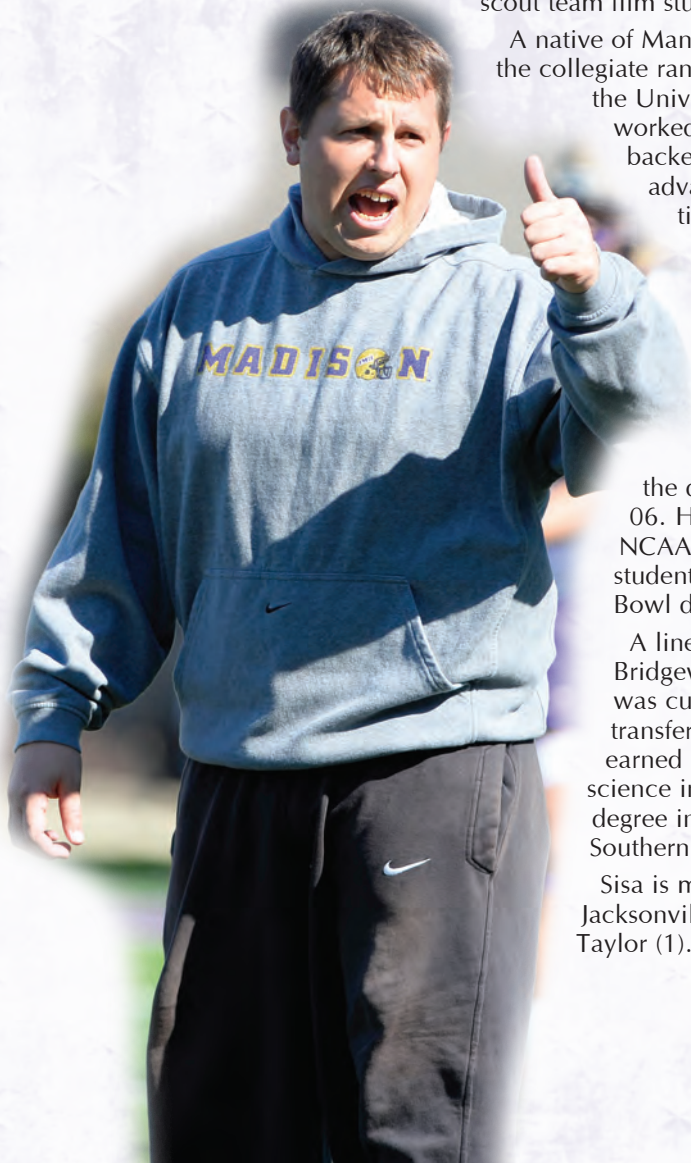
**Hometown:**  
Manassas, Virginia

**High School:**  
Osborn Park

**Alma Mater**  
Virginia Tech, 2001  
Southern Mississippi, 2009

**Wife**  
Lisa

**Children:**  
Son, Taylor





# COACHING STAFF

## ANTOINE SMITH Defensive Line



### Antoine's Resume

First Season at JMU

### Coaching Background

Years in Coaching: 14

Assistant Coach  
Orono High School (Maine), 2000

Assistant Coach  
Fowler High School (New York), 2001

Assistant Coach  
Minot State, 2002

Assistant Coach  
Maine, 2003

Assistant Coach  
Lafayette, 2004-05

Assistant Coach  
Youngstown State, 2006-08

Assistant Coach  
Miami (Ohio), 2009-10

Assistant Coach  
Holy Cross, 2011-13

Assistant Coach  
James Madison, 2014

### Personal

**Hometown:**  
Syracuse, New York

**High School:**  
Fowler

**Alma Mater**  
Maine, 2001  
Minot State, 2004

Antoine Smith is in his first year as the defensive line coach for the James Madison University football program.

Smith has spent the past three years at Holy Cross, serving as the defensive line coach. He coached three All-Patriot League selections during his time with the Crusaders.

Smith came to Holy Cross after spending two seasons as the defensive line coach at Miami (Ohio) University. During the 2010 campaign, Smith helped lead the RedHawks to the Mid-American Conference title, and a victory in the GoDaddy.com Bowl. In addition, defensive tackle Austin Brown earned Second Team All Mid-American Conference honors in 2010.

Prior to his time at Miami (Ohio), Smith served as the defensive line coach at Youngstown State from 2006-2008, with the Penguins winning the 2006 Gateway Conference championship and advancing to the NCAA semifinals. His unit had six All-Missouri Valley Conference selections in his three seasons, including a Third Team All-American in defensive tackle Mychal Savage.

Smith was previously the defensive line coach at Lafayette from 2004-2005, helping the Leopards to a pair of Patriot League co-championships and two NCAA playoff appearances. During the 2005 campaign, he helped to direct a defense which ranked ninth in the nation in scoring defense (17.0 points per game), 11th in total defense (296.9 yards per game), 19th in pass defense (166.9 yards per game) and 28th in rush defense (130.0 yards per game).

Before moving to Lafayette, Smith spent the 2003 season as the defensive line coach at Maine. The Black Bears finished with a 7-5 mark, while Smith's entire front-line unit received All-Atlantic 10 accolades.

Smith previously spent the 2002 season as the defensive line coach and strength and conditioning coordinator at Minot State in North Dakota. He helped guide Minot State to the 2002 Dakota Athletic Conference championship, a 9-2 record and a berth in the NAIA playoffs, the Beavers' first since 1994.

Smith earned his bachelor's degree in physical education and kinesiology from Maine in 2001, and his master's degree in health and human performance from Minot State in 2004. He was a three-year starter at defensive tackle and a four-year letterwinner for Maine from 1996-1999.





# COACHING STAFF

## JOHN STREICHER

Special Assistant to the Head Coach

John Streicher is in his first year at James Madison University, serving as the special assistant to the head coach with an operations role. His responsibilities include day-to-day operations of the JMU football program, including organizing and implementing team travel, coordinating team meals and meetings and overseeing the program's compliance paperwork. Streicher also works hand-in-hand with on-campus entities to coordinate players' scholarships and roster organization.

Streicher has spent the past six seasons on staff at Ohio State, working as an equipment manager for the first four seasons, and spending his final two seasons as a student assistant with the defensive staff. He worked directly under JMU Head Coach Everett Withers for two years at Ohio State, working with the defensive secondary.

Streicher earned his bachelor's degree in animal science at Ohio State and completed in Dec. 2013 his masters in community leadership. A native of Cincinnati, Ohio by way of Oak Hills High School, he is the youngest of three with parents Jack and Debbie Streicher.



### John's Resume

#### First Season at JMU

#### Background

**Years in Football:** 6

Student Equipment Staff  
Ohio State, 2008-11

Student Defensive Assistant  
Ohio State, 2012-13

Special Assistant  
James Madison, 2014

#### Personal

**Hometown:**  
Cincinnati, Ohio

**High School:**  
Oak Hills

**Alma Mater**  
Ohio State, 2013

**Parents**  
Jack & Debbie Streicher



# COACHING STAFF

## PETE JOHNSON

### Football Equipment Manager



### Pete's Resume

19th Season at JMU

#### Background

Basketball Equipment Manager  
James Madison, 1997-2001

Football Equipment Manager  
James Madison, 2001-2014

#### Personal

##### Hometown

Danville, Va.

##### Alma Mater

James Madison, 1997

##### Wife

Elizabeth Ann

##### Children:

Daughter, Hannah Alicia  
Daughter, Elizabeth May  
Daughter, Whitley Sarah

**At JMU:** In his 15th season as football equipment manager after being JMU's basketball equipment manager for four years... is responsible for equipment maintenance, inventory and purchasing... organizes game-day and practice set up and works with the coaching staff to coordinate practice sessions... supervises a student staff and oversees transporting equipment to road-game sites... has been a certified equipment manager since June 2002 and is a member of the Athletic Equipment Managers Association.

**Before JMU:** Was head student manager under then JMU-coach "Lefty" Driesell in men's basketball as a JMU undergraduate and was an assistant basketball coach at George Washington High School in Danville, Va., for five years.

**Personal:** Received his bachelor's degree in history... has sung the national anthem at numerous JMU athletics events and has recorded with JMU's band, the Marching Royal Dukes... married Elizabeth Ann Tyler June 29, 2008... their family includes daughters Hannah Alicia (17), Elizabeth May (15) and Whitley Sarah (3).





# COACHING STAFF

## SCOTT COOK Football Athletic Trainer

**At JMU:** Is in his 11th season as the athletic trainer for the JMU football program... works with JMU's football team daily, including during the off-season... handles a variety of responsibilities, including injury treatment and rehabilitation... serves as an approved clinical instructor in JMU's undergraduate athletic training curriculum... is a certified emergency medical technician.

**Before JMU:** Was an assistant athletic trainer for four years (1999-2003) at Illinois, where he was the assistant athletic trainer for the football and men's and women's golf teams and was a clinical instructor in the university's athletic training educational program... was the football rehabilitation coordinator and emergency care event manager... from 1993-99 was an assistant athletic trainer at Notre Dame, where he worked with the men's soccer and lacrosse teams and assisted with the football and hockey teams.

**Personal:** Received his bachelor's degree in general science and secondary education with a minor in athletic training and his master's in higher education administration... his wife, Jini, who is a West Virginia graduate, is space management coordinator at JMU... they have two children -- a daughter Peyton (16) and a son Wyatt (12).



### Scott's Resume

11th Season at JMU

#### Background

**Years in Profession:** 21

Assistant Athletic Trainer  
Notre Dame, 1993-99

Assistant Athletic Trainer  
Illinois, 1999-2003

Assistant Athletic Trainer  
James Madison, 2003-14

#### Personal

**Hometown**

Lovettesville, Va.

**Alma Mater**

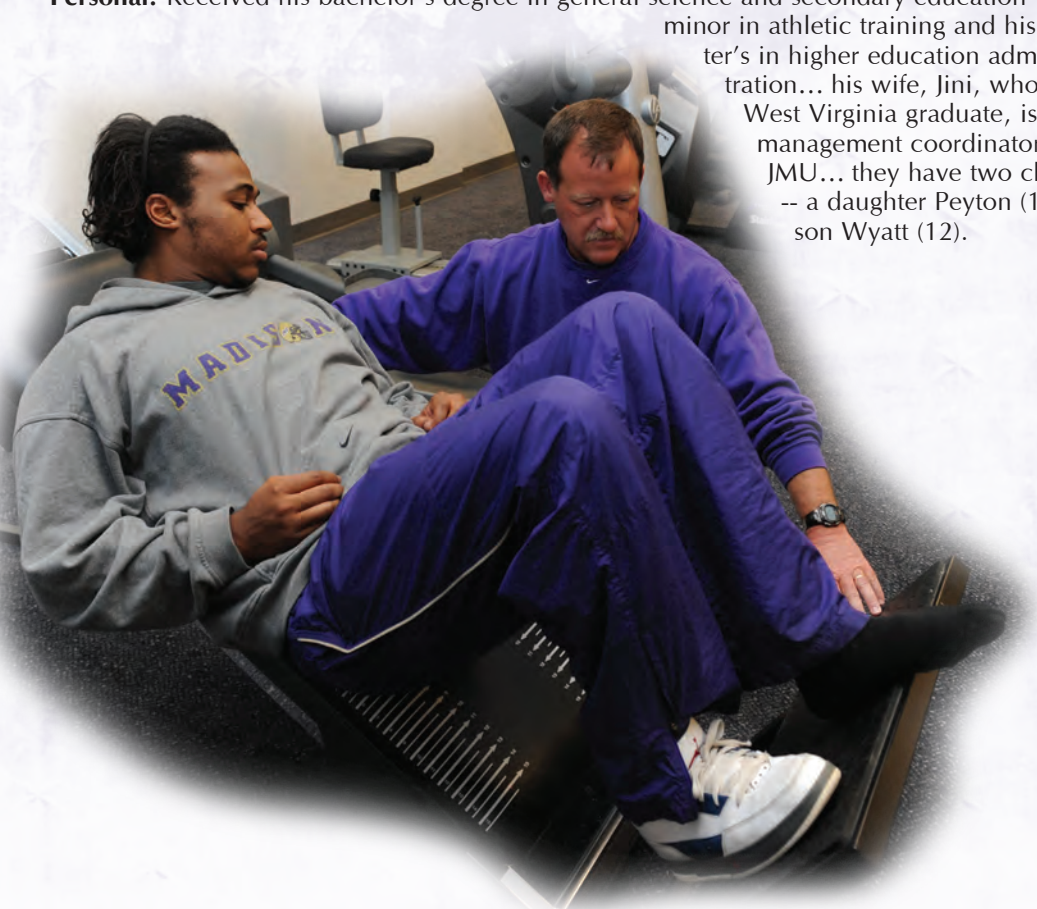
West Virginia, 1991  
Purdue, 1993

**Wife**

Jini

**Children:**

Daughter, Peyton  
Son, Wyatt






# COACHING STAFF

## AARON BURKART

Director of Football Strength & Conditioning



### Aaron's Resume

First Season at JMU

### Coaching Background

Assistant Strength & Conditioning Coach  
Ball State, 2006-07

Assistant Strength & Conditioning Coach  
Bowling Green, 2009-10

Assistant Strength & Conditioning Coach  
Florida, 2010-12

Assistant Strength & Conditioning Coach  
West Virginia, 2012

Assistant Strength & Conditioning Coach  
Illinois, 2012-14

Assistant Strength & Conditioning Coach  
James Madison, 2014

### Personal

#### Hometown

Columbus, Ohio

#### High School

Bishop Watterson

#### Alma Mater

Bowling Green, 2006

Aaron Burkart is in his first year with James Madison University serving as the director of football strength & conditioning.

Burkart previously worked the last two years at the University of Illinois as an assistant strength and conditioning coach for football. From 2010-2012, he worked two stints at Florida and one at West Virginia to 2012 he briefly held the same title at West Virginia concentrating on basketball. At Florida, he was responsible for assisting the Gators with baseball and football, and oversaw softball.

From 2009 to 2010 he held the same position at his alma mater Bowling Green, working with football, golf, women's soccer, hockey, and basketball. Burkart started his professional career at Ball State, serving as an assistant strength and conditioning coach during the 2006-07 season.

Burkart played college football at Bowling Green, where he was a member of the 2003 MAC West Champion and Motor City Bowl Championship team, as well as the 2004 GMAC Bowl Championship squad. Graduating with honors in 2006, he earned his degree in education.

Burkart is originally from Columbus, Ohio where he attended Bishop Watterson High School.





# SUPPORT STAFF

## ADDITIONAL FOOTBALL STAFF



**Denise Lough**  
Football Operations Manager



**Patty Dorfer**  
Office Assistant




**Jake Patten**  
Associate Strength &  
Conditioning Coach



**John Kaltenborn**  
Associate Athletic Trainer



**Dr. Kent Diduch**  
Team Physician



**Dr. Mark Miller**  
Team Physician-  
Orthopaedic Surgeon



**Pete Shifflett (left) and  
Darren Drury**  
Team Telecommunications  
Technicians




# IT'S GAME DAY!





# 2014 OPPONENTS



## 2014 Opponents

2014 Opponents . . . . .	60-71
Versus 2014 Opponents . . . . .	72-73
All-Time Opponents . . . . .	74

Preseason CAA Offensive Player of the Year  
John Robertson of Villanova



# MARYLAND



## August 30

Byrd Stadium,  
College Park, Maryland

### 2014 Schedule

<b>Aug. 30</b>	<b>James Madison</b> . . . . .	<b>3:30 p.m.</b>
Sept. 6	at South Florida . . . . .	3:30 p.m.
Sept. 13	West Virginia . . . . .	12 p.m.
Sept. 20	at Syracuse . . . . .	TBA
Sept. 27	at Indiana* . . . . .	TBA
Oct. 4	Ohio State* . . . . .	TBA
Oct. 18	Iowa* . . . . .	12 p.m.
Oct. 25	at Wisconsin* . . . . .	12 p.m.
Nov. 1	at Penn State* . . . . .	TBA
Nov. 15	Michigan State* . . . . .	8 p.m.
Nov. 22	at Michigan* . . . . .	TBA
Nov. 29	Rutgers* . . . . .	TBA

\* Big Ten opponent

### 2013 Results

Aug. 31	Florida International . . . . .	W, 43-10
Sept. 7	Old Dominion . . . . .	W, 47-10
Sept. 14	at Connecticut . . . . .	W, 32-21
Sept. 21	West Virginia . . . . .	W, 37-0
Oct. 5	at Florida State^ . . . . .	L, 0-63
Oct. 12	Virginia^ . . . . .	W, 27-26
Oct. 19	at Wake Forest^ . . . . .	L, 10-34
Oct. 26	Clemson^ . . . . .	L, 27-40
Nov. 9	Syracuse6 . . . . .	L, 3-20
Nov. 16	at Virginia Tech^ . . . . .	W-ot, 27-24
Nov. 23	Boston College^ . . . . .	L, 26-29
Nov. 30	at NC State^ . . . . .	W, 41-21
Dec. 27	vs. Marshall (Bowl) . . . . .	L, 20-31



Atlantic Coast Conference opponent

### Maryland Top Returners

<b>Rushing</b>	<b>Att.</b>	<b>Yds.</b>	<b>Avg.</b>	<b>TDs</b>	<b>Lng</b>
Rob Hollomon	213	1104	5.2	5	73
Andrew Clements	122	340	2.8	7	50
Nick SanGiacomo	21	62	3.0	0	21
<b>Passing</b>	<b>Cmp.</b>	<b>Att.</b>	<b>Pct.</b>	<b>Yds.</b>	<b>TD-Int</b>
Andrew Clements	110	188	58.5	1,266	10-6
Nick SanGiacomo	27	62	43.5	387	4-4
<b>Receiving</b>	<b>Rec.</b>	<b>Yds.</b>	<b>Avg.</b>	<b>TD</b>	<b>Lng.</b>
Denzell Jones	35	337	9.6	2	32
Rob Hollomon	21	233	11.1	0	49
Nick Bacarella	6	27	4.5	0	9
<b>Defense</b>	<b>UT</b>	<b>TT</b>	<b>TFL</b>	<b>Sacks</b>	<b>Int-FR</b>
Antwione Reese	42	89	4.0	0.0	0-1

## Quick Facts

Location . . . . .	College Park, Maryland
Nickname . . . . .	Terrapins
Enrollment . . . . .	37,248
Colors . . . . .	Red, White, Black, Gold
President . . . . .	Dr. Wallace Loh
Athletics Director . . . . .	Kevin Anderson
Stadium . . . . .	Capital One Field at Byrd Stadium (51,802 / Field Turf)
Conference . . . . .	Big Ten (East Division)
Ticket Office Phone . . . . .	301-314-7070

## Coaching Information



Head Coach  
Randy Edsall

Head Coach . . . . .	Randy Edsall (Syracuse, 1980)
Record at Maryland/Overall . . . . .	13-24 (3 years)/87-94 (15 years)
Offensive Coordinator/Quarterbacks . . . . .	Mike Locksley
Defensive Coordinator/Defensive Backs . . . . .	Brian Stewart
Special Teams Coordinator/Running Backs . . . . .	Andre Powell
Asst. Head Coach/Outside Linebackers . . . . .	Lyndon Johnson
Inside Linebackers . . . . .	Keith Dudzinski
Tight Ends/Recruiting Coordinator . . . . .	John Dunn
Wide Receivers . . . . .	Keenan McCardell
Offensive Line . . . . .	Greg Studrawa
Defensive Line . . . . .	Chad Wilt

## Football Facts

2013 Record (Atlantic Coast Conference Record/Finish) . . . . .	.7-6 (3-5 / 5th-Atlantic)
Offensive/Defensive Formations . . . . .	Multiple / 3-4
Lettermen Returning/Lost . . . . .	52/19
Starters Returning . . . . .	.22 (9 Off., 9 Def., 4 Spec.)
Starters Lost . . . . .	5 (2 Off., 2 Def., 1 Spec.)

## Athletics Media Relations

Address . . . . .	Athletics Media Relations
. . . . .	University of Maryland
. . . . .	2725 Comcast Center; Terrapin Trail
. . . . .	College Park, MD 20741-0295
Football Contact/Assoc. Director . . . . .	Matt Taylor
Office Phone . . . . .	301-314-7065
Cell Phone . . . . .	703-405-9274
E-mail . . . . .	taylorumd@umd.edu
Secondary Contact/Asst. Director . . . . .	Matt Bertram
Office Phone . . . . .	301-314-8093
E-mail: . . . . .	mbertram@umd.edu
Fax . . . . .	301-314-9094
Press Box Phone . . . . .	301-405-7810
Website . . . . .	www.umterps.com



Jr. WR  
Stefon Diggs



AD  
Kevin Anderson



Assoc. Director  
Matt Taylor



# LEHIGH

## Quick Facts

Location	Bethlehem, Pennsylvania
Nickname	Mountain Hawks
Enrollment	4,904
Colors	Brown and White
Interim President	Kevin Clayton
Athletics Director	Joe Sterrett
Stadium	Goodman Stadium (16,000 / Natural Grass)
Conference	Patriot League
Ticket Office Phone	610-758-4263

## Coaching Information



Head Coach  
Andy Coen

Head Coach	Andy Coen (Gettysburg, '86)
Record at Lehigh/Overall	59-33 (Eight years)/Same
Offensive Coordinator/Quarterbacks	Drew Folmar
Defensive Coordinator/Inside Linebackers	Joe Bottiglieri
Defensive Line	Donnie Roberts
Offensive Line/Run Game Coordinator	Brett Sawyer
Wide Receivers/Recruiting Coordinator	Scott Brisson
Defensive Backs	Craig Sutyak
Outside Linebackers	Mark Surma
Assistant Defensive Backs	Jay Ridinger
Tight Ends	Andy Marino
Running Backs	Jamel Mutunga

## Football Facts

2013 Record (Conference Record/Finish)	8-3 (3-2/ 7th)
Offensive/Defensive Formations	Spread/4-3
Letterwinners Returning/Lost	35 / 18
Starters Returning/Lost	.9 (4 Off., 5 Def.)/13



Jr. RB  
Jawon Chisholm

## Media Relations

Address . . . . . Department of Intercollegiate Athletics  
 . . . . . Lehigh University  
 . . . . . 641 Taylor Street  
 . . . . . Bethlehem, PA 18015  
 Football Contact/Asst. AD . . . . . Steve Lomangino  
 Office Phone . . . . . 610-758-3174  
 Cell Phone . . . . . 917-579-0976  
 E-Mail . . . . . sjl304@lehigh.edu  
 Fax . . . . . 610-758-4407  
 Press Box Phone . . . . . 610-758-4903/4933  
 Website . . . . . www.Lehighsports.com



AD  
Joe Sterrett



Director  
Steve Lomangino



## September 6

Goodman Stadium  
Bethlehem, Pennsylvania

### 2014 Schedule

<b>Sept. 6</b>	<b>James Madison</b>	<b>12:30 p.m.</b>
Sept. 13	at New Hampshire	3:30 p.m.
Sept. 20	at Yale	12 p.m.
Sept. 27	Monmouth*	12:30 p.m.
Oct. 11	Bucknell*	12:30 p.m.
Oct. 18	at Cornell	3 p.m.
Oct. 25	Fordham*	12:30 p.m.
Nov. 1	at Georgetown*	12 p.m.
Nov. 8	at Holy Cross*	12:30 p.m.
Nov. 15	Colgate*	12:30 p.m.
Nov. 22	vs. Lafayette.	3:30 p.m. (Yankee Stadium)

### 2013 Results

Sept. 7	Central Connecticut St.*	W-2ot, 51-44
Sept. 14	at Monmouth*	W, 28-25
Sept. 21	at Princeton	W, 29-28
Sept. 28	New Hampshire	W, 34-27
Oct. 5	at Fordham*	L, 34-52
Oct. 12	at Columbia	W, 24-10
Oct. 19	Georgetown*	W, 45-24
Oct. 26	at Bucknell*	L, 10-48
Nov. 9	Holy Cross*	W, 34-20
Nov. 16	at Colgate*	W, 31-14
Nov. 23	Lafayette*	L, 28-50

\*Patriot League opponent



Sr. OL  
Ned Daryoush



Sr. LB  
Isaiah Campbell

### Lehigh Top Returners

Rushing	Att.	Yds.	Avg.	TDs	Lng
Matt McHale	38	158	4.2	1	21
Nick Shafnisky	28	109	3.9	1	17
Rich Sodeke	23	67	2.9	0	14
Passing	Cmp.	Att.	Pct.	Yds.	TD-Int
Matt McHale	26	49	53.1	205	2-1
Nick Shafnisky	25	44	56.8	326	5-3
Receiving	Rec.	Yds.	Avg.	TD	Lng
Josh Parris	41	443	10.8	2	57
Derek Gaul	9	96	10.7	1	20
Derek Knott	5	53	10.6	1	18
Defense	UT	TT	TFL	Sacks	Int-FR
Colton Caslow	42	64	4.5-34	3.0	0-0
Tim Newton	34	58	8.5-29	5.5	0-1
Noah Robb	32	55	5.0-29	3.0	1-0
Isaiah Campbell	31	46	2.5-12	1.0	1-1



# SAINT FRANCIS (PA.)



## September 13

Bridgeforth Stadium/Zane Showker Field  
Harrisonburg, Virginia

### 2014 Schedule

Aug. 30	at Fordham	6 p.m.
Sept. 6	Clarion	1 p.m.
<b>Sept. 13</b>	<b>at James Madison</b>	<b>4 p.m.</b>
Sept. 20	at Youngstown State	7 p.m.
Sept. 27	Virginia of Lynchburg	4 p.m.
Oct. 11	at Wagner*	12 p.m.
Oct. 18	Bryant*	12 p.m.
Oct. 25	at Sacred Heart*	1 p.m.
Nov. 1	Duquesne*	1 p.m.
Nov. 15	at Robert Morris*	12 p.m.
Nov. 22	Central Connecticut State*	12 p.m.


### 2013 Schedule

Sept. 7	at Georgia Southern	L, 17-59
<b>Sept. 14</b>	<b>at James Madison</b>	<b>L, 20-24</b>
Sept. 21	Lincoln College	W, 38-7
Sept. 28	Fordham	L, 20-38
Oct. 5	at Central Connecticut St.*	L, 29-38
Oct. 12	Monmouth	W, 28-10
Oct. 26	Sacred Heart*	W, 24-10
Nov. 2	at Duquesne*	L, 10-21
Nov. 9	at Bryant*	W, 23-20
Nov. 16	Wagner*	L, 7-10
Nov. 23	Robert Morris*	W, 23-3

\* Northeast Conference opponent



R-So.  
Max Ward



Jr. RB  
Khairi Dickson

### Saint Francis Top Returners

Rushing	Att.	Yds.	Avg.	TDs	Lng
Khairi Dickson	7	242	3.4	3	15
Max Ward	67	-87	-1.3	0	22
Kadarris Campbell	9	34	3.8	0	14
Passing	Cmp.	Att.	Pct.	Yds.	TD-Int
Max Ward	83	159	52.2	1,108	5-7
Capri Thompson	13	28	45.4	153	1-0
Receiving	Rec.	Yds.	Avg.	TD	Lng.
Terell Smith	13	233	17.9	2	72
Anthony Abeid	17	204	12.0	0	39
Cole Bush	3	71	23.7	0	35
Defense	UT	TT	TFL	Sacks	Int-FR
Bishop Neal	45	79	16.5-65	4.0	0-1
Lorenzo Jerome	41	56	1.0-4	0.0	6-0
Dave Coleman	30	49	3.5-13	0.0	0-1
M. Ma'afala-Maiava	17	42	1.0-1	1.0	0-0

## Quick Facts

Location	Loretto, Pa.
Nickname	Red Flash
Enrollment	2,300
Colors	Cardinal Red and White
President	Rev. Gabriel Zeis, T.O.R.
Athletics Director	Bob Krimmel
Stadium	Degol Field (3,500/SportExe Artificial Turf)
Conference	Northeast Conference
Ticket Office Phone	814-472-3286

## Coaching Information



Head Coach  
Chris Villarrial

Head Coach	Chris Villarrial (Indiana (Pa.), 1996)
Record at Saint Francis/Overall	18-27 (4 years)/Same
Assistant Head Coach/Co-Defensive Coordinator	Scott Benzel
Offensive Coordinator	Eric Long
Defensive Coordinator	Michael Craig
Wide Receivers	Brian Wright
Linebackers	Scott Lewis
Offensive Line/Run Game Coordinator	Brian White
Defensive Line	Matt Gueguen
Tight Ends	Kevin Parker
Offensive Assistant	Dick Mock

## Football Facts

2013 Record (Conference Record/Finish)	5-6 (3-3/t-3rd)
Offensive/Defensive Formations	Pro Style/Multiple
Lettermen Returning/Lost	TBA
Starters Returning/Lost	20 (11 Off./9 Def./1 Spec.)/9

## Athletic Communications

Address	Department of Athletics Saint Francis University 140 Lakeview Drive Loretto, PA 15940
Football Contact/Associate Dir.	Barry Beal
Office Phone	814-472-3128
Cell Phone	TBA
E-Mail	bbeal@francis.edu
Director	Ben Mitchell
Phone	814-472-3916
E-mail	bmitchell@francis.edu
Fax	814-472-3209
Press Box Phone	814-471-1395
Website	www.sfuathletics.com



Sr. LB  
Bishop Neal



AD  
Bob Krimmel



Associate Dir.  
Barry Beal



# VILLANOVA

## Quick Facts

Location . . . . . Villanova, Pa.  
 Enrollment . . . . . 6,584  
 Nickname . . . . . Wildcats  
 Colors . . . . . Blue and White  
 President . . . . . Rev. Peter M. Donohue, OSA  
 Athletics Director . . . . . Vince Nicastro  
 Stadium . . . . . Villanova Stadium (12,000/Artificial Grass)  
 Conference . . . . . Colonial Athletic Association  
 Ticket Office Phone . . . . . 610-519-4100



## September 20

Villanova Stadium  
 Villanova, Pennsylvania

### 2014 Schedule

Aug. 29 at Syracuse . . . . . 7:30 p.m.  
 Sept. 6 Fordham . . . . . 3:30 p.m.  
**Sept. 20 James Madison . . . . . 12:30 p.m.**  
 Sept. 27 at Penn . . . . . 3 p.m.  
 Oct. 4 at Maine . . . . . 12:30 p.m.  
 Oct. 11 Rhode Island . . . . . 1 p.m.  
 Oct. 18 at William & Mary . . . . . 3:30 p.m.  
 Oct. 25 Morgan State . . . . . 3:30 p.m.  
 Nov. 1 at Richmond . . . . . 12:30 p.m.  
 Nov. 8 Towson . . . . . 7 p.m.  
 Nov. 15 Albany . . . . . 7 p.m.  
 Nov. 22 at Delaware . . . . . 12 p.m.

### 2013 Results

Aug. 31 at Boston College . . . . . L, 14-24  
 Sept. 7 at Fordham . . . . . L, 24-27  
 Sept. 21 Stony Brook\* . . . . . W, 35-6  
 Sept. 28 Pennsylvania . . . . . W, 35-6  
 Oct. 5 William and Mary\* . . . . . W, 20-16  
 Oct. 12 at Towson\* . . . . . W, 45-35  
 Oct. 19 at New Hampshire\* . . . . . L, 28-29  
 Oct. 26 Maine\* . . . . . L, 35-37  
**Nov. 2 at James Madison\* . . . . . L, 21-31**  
 Nov. 9 at Rhode Island\* . . . . . W, 45-0  
 Nov. 23 Delaware\* . . . . . W, 35-34

\* Colonial Athletic Association Opponent



Sr. QB  
 John Robertson



Sr. WR  
 Poppy Livers

### Villanova Top Returners

Rushing	Att.	Yds.	Avg.	TDs	Lng
John Robertson	217	1405	6.5	20	59
Kevin Monangai	130	643	4.9	5	57
TBA					
Passing	Cmp.	Att.	Pct.	Yds.	TD-Int
John Robertson	169	247	68.4	1957	13-7
TBA					
Receiving	Rec.	Yds.	Avg.	TD	Lng.
Poppy Livers	53	580	10.9	3	50
Clay Horne	14	169	12.1	1	43
Earnest Pettway	13	114	8.8	2	15
Defense	UT	TT	TFL	Sacks	Int-FR
Don Cherry	60	99	12.5-24	1.0	0-0
Joey Harmon	51	81	5.0-12	2.0	1-0
Cameron McCurry	42	60	2.0-3	0.0	4-1
Joe Sarnese	31	46	1.0-1	0.0	2-1

## Coaching Information



Head Coach  
 Andy Talley

Head Coach . . . . . Andy Talley (Southern Connecticut, 1967)  
 Record at Villanova/Overall . . . . . 204-125-1 (29 years)/232-143-2 (34 years)  
 Assistant Head Coach/Offensive Line . . . . . Mark Ferrante  
 Offensive Coordinator/Quarterbacks: . . . . . Sam Venuto  
 Defensive Coordinator/Linebackers: . . . . . Billy Crocker  
 Wide Receivers/Recruiting Coordinator: . . . . . Brian Flinn  
 Defensive Line/Special Teams Coordinator . . . . . Joe Trainer  
 Secondary: . . . . . Tony Trisciani  
 Running Back . . . . . Darius Smith  
 Cornerbacks/Coord. of Football Recruiting: . . . . . David Riede  
 Offensive Assistant: . . . . . John Harrison  
 Defensive Assistant: . . . . . Seth Payne

## Football Facts

2013 Record (Conference Record/Finish) . . . . . 6-5 (5-3 CAA/4th)  
 Offensive/Defensive Formations . . . . . Multiple / 3-3-5  
 Lettermen Returning/Lost . . . . . 33/12  
 Starters Returning/Lost . . . . . 18 (7 Off./8 Def./3 Spec.)/8

## Media Relations

Address . . . . . 800 Lancaster Ave.  
 . . . . . Jake Nevin Field House  
 . . . . . Villanova, PA 19085  
 Football Contact/Assoc. AD . . . . . Dean Kenefick  
 Office Phone . . . . . 610-519-6514  
 Cell Phone . . . . . 610-308-4395  
 E-Mail . . . . . dean.kenefick@villanova.edu  
 Director . . . . . Mike Sheridan  
 Office Phone . . . . . 610-519-4145  
 E-Mail . . . . . michael.sheridan@villanova.edu  
 Fax . . . . . 610-519-7323  
 Press Box Phone . . . . . 610-519-5290  
 Website . . . . . www.villanova.com



AD  
 Vince Nicastro



Assoc. AD  
 Dean Kenefick



So. QB  
 John Robertson



# DELAWARE



## September 27

Bridgeforth Stadium/Zane Showker Field  
Harrisonburg, Virginia

### 2014 Schedule


Aug. 30	at Pittsburgh	12 p.m.
Sept. 6	Delaware State	6 p.m.
Sept. 13	Colgate	6 p.m.
<b>Sept. 27</b>	<b>at James Madison*</b>	<b>4 p.m.</b>
Oct. 4	Sacred Heart	3:30 p.m.
Oct. 11	Elon*	3:30 p.m.
Oct. 18	Towson*	12:30 p.m.
Oct. 25	at William and Mary*	12:30 p.m.
Nov. 1	Rhode Island*	12 p.m.
Nov. 8	at Albany*	3:30 p.m.
Nov. 15	at New Hampshire*	1 p.m.
Nov. 22	Villanova*	12 p.m.

\* Colonial Athletic Association Opponent

### 2013 Schedule

Aug. 29	Jacksonville	W, 51-35
Sept. 7	Delaware State	W, 42-21
Sept. 14	at Navy	L, 7-51
Sept. 21	Wagner	W, 49-9
<b>Sept. 28</b>	<b>James Madison*</b>	<b>W, 29-22</b>
Oct. 5	at Maine*	L, 28-62
Oct. 12	Albany*	W, 33-30
Oct. 26	at Rhode Island*	W, 35-13
Nov. 2	at Towson*	W, 32-31
Nov. 9	William and Mary*	L, 10-24
Nov. 16	Richmond*	L, 43-46
Nov. 23	at Villanova*	L, 34-35

\* Colonial Athletic Association Opponent



Sr. LB  
Patrick Callaway



Sr. WR  
Michael Johnson

### Delaware Top Returners

Rushing	Att.	Yds.	Avg.	TDs	Lng
Jalen Randolph	63	319	5.1	5	59
Jerel Harrison	18	208	11.6	1	50
Michael Johnson	13	159	12.2	2	78
Passing	Cmp.	Att.	Pct.	Yds.	TD-Int
Trent Hurley	172	268	64.2	2,207	22-7
Receiving	Rec.	Yds.	Avg.	TD	Lng.
Michael Johnson	60	1,035	17.2	9	80
Nick Boyle	42	474	11.3	7	40
Jerel Harrison	36	350	9.7	1	42
Defense	UT	TT	TFL	Sacks	Int-FR
Patrick Callaway	53	120	5.0-14	1.0	2-2
Mario Rowson	57	79	0.5-0	0.0	1-0
David Mackall	34	75	8.0-13	2.0	1-0
Derrick Saulsberry	23	48	14.0-69	8.0	0-0

## Quick Facts

Location	..... Newark, Del.
Nickname	..... Blue Hens
Enrollment	..... 16,000
Colors	..... Blue and Gold
President	..... Dr. Patrick E. Harker
Athletics Director	..... Eric Ziady
Stadium	..... Tubby Raymond Field at Delaware Stadium (22,000 / Field Turf)
Conference	..... Colonial Athletic Association
Ticket Office	..... 302-831-2257

## Coaching Information



Head Coach  
Dave Brock

Head Coach	..... Dave Brock (Salisbury, '94)
Record at Delaware/Overall	..... 7-5 (1 Year) / Same
Offensive Coordinator / Offensive Line	..... Sean Devine
Co-Defensive Coordinator / Linebackers	..... Tim Weaver
Co-Defensive Coordinator / Defensive Line	..... Dennis Dottin-Carter
Quarterbacks	..... Brian Ginn
Wide Receivers	..... Bryan Bossard
Running Backs	..... Tony Lucas
Tight Ends / Special Teams Coordinator	..... Eddie Allen
Cornerbacks	..... Henry Baker
Safeties	..... Tom McEntire

## Football Facts

2013 Record (Conference Record/Finish)	..... 5-6 (2-6/8th)
Offensive/Defensive Formations	..... Multiple/4-3
Letterwinners Returning/Lost	..... TBA
Starters Returning/Lost	..... 14 (6 Off., 7 Def., 1 Spec.)/10

## Athletics Media Relations

Address	..... UD Athletics Media Relations
	..... Bob Carpenter Center
	..... Newark, DE 19716
Football Contact/SID	..... Scott Selheimer
Office Phone	..... 302-831-8007
Cell Phone	..... 302-562-5129
E-Mail	..... selheime@udel.edu
Asst. Director/Secondary	..... Kevin Tritt
Office Phone	..... 302-831-6389
Cell Phone	..... 302-383-5005
Email Address	..... ktritt@udel.edu
Fax	..... 302-831-7206
Press Box Phone	..... 302-831-6199
Website	..... www.bluehens.com



Sr. TE  
Nick Boyle



AD  
Eric Zaidy



Director  
Scott Selheimer



# ALBANY

## Quick Facts

Location	Albany, N.Y.
Nickname	Great Danes
Enrollment	12,878
Colors	Purple and Gold
President	Dr. Robert J. Jones
Athletics Director	Mark Benson
Stadium	Bob Ford Field (8,500 / Synthetic Turf)
Conference	Colonial Athletic Association
Ticket Office Phone	(518) 442-3263

## Coaching Information



Head Coach  
Gregg Gattuso

Head Coach	Gregg Gattuso (Penn State, '83)
Record at Albany/Overall	First Year / 97-32 (12 years)
Defensive Coordinator / Defensive Backs	Bob Benson
Offensive Coordinator / Running Backs	Joe Bernard
Assistant Head Coach / Linebackers	Bernard Clark
Defensive Line	Delbert Cowsette
Tight Ends	Gabe Luvara
Quarterbacks / Pass Game Coordinator	Ryan McCarthy
Outside Linebackers / Special Teams	Matt Scott
Wide Receivers	Aaron Smith
Offensive Line	Jim Sweeney

## Football Facts

2013 Record (Northeast Conference Record/Finish)	1-11 (0-8/11th)
Offensive/Defensive Formations	Multiple/4-3
Lettermen Returning/Lost	TBA / TBA
Starters Returning./Lost	15 (8 Off., 5 Def./2 Spec.)/9

## Athletics Communications

Address	Albany Athletics 1400 Washington Avenue Albany, NY 12222
Football Contact/SID	Lizzie Barlow
Office Phone	518-442-3359
Cell Phone	518-852-8362
E-Mail	ebarlow2@albany.edu
Fax	518-591-8629
Press Box Phone	518-442-5895
Website	ualbanysports.com



AD  
Mark Benson



Director  
Lizzie Barlow



Sr. WR  
Brian Parker



## October 4

Bob Ford Field  
Albany, New York

### 2014 Schedule

Aug. 30	Holy Cross	6 p.m.
Sept. 6	at Central Connecticut State	6 p.m.
Sept. 20	at Rhode Island*	1 p.m.
Sept. 27	Columbia	6 p.m.
<b>Oct. 4</b>	<b>James Madison*</b>	<b>6 p.m.</b>
Oct. 11	Richmond*	3:30 p.m.
Oct. 18	at Maine*	12:30 p.m.
Oct. 25	Colgate	3:30 p.m.
Nov. 1	at New Hampshire*	6 p.m.
Nov. 8	Delaware*	3:30 p.m.
Nov. 15	at Villanova*	7 p.m.
Nov. 22	Stony Brook*	3:30 p.m.

\* Colonial Athletic Association Opponent

### 2013 Schedule

Aug. 31	at Duquesne	L, 24-35
Sept. 7	at Colgate	W, 37-34
Sept. 14	Rhode Island*	L-ot, 13-19
Sept. 21	Central Connecticut State	L, 17-20
Sept. 28	at Old Dominion	L, 10-66
<b>Oct. 5</b>	<b>at James Madison*</b>	<b>L, 13-40</b>
Oct. 12	at Delaware*	L, 30-33
Oct. 19	Towson*	L, 17-44
Nov. 2	at Richmond*	L, 10-27
Nov. 9	Maine*	L, 27-33
Nov. 16	New Hampshire*	L, 20-37
Nov. 23	at Stony Brook	L, 3-24

\* Colonial Athletic Association Opponent



Sr. QB  
Will Fiacchi



Sr. RB  
Omar Osbourne

### Albany Top Returners

Rushing	Att.	Yds.	Avg.	TDs	Lng
Omar Osbourne	277	1,206	4.4	12	36
Jake Meek	56	342	6.1	3	34
Presley Beauvais	24	114	4.8	2	45
Passing	Cmp.	Att.	Pct.	Yds.	TD-Int
Will Fiacchi	207	372	55.6	2,358	9-8
Receiving	Rec.	Yds.	Avg.	TD	Lng
Cole King	37	436	11.8	0	40
Brian Parker	30	355	11.8	2	55
Omar Osbourne	23	163	7.1	0	23
Defense	UT	TT	TFL	Sacks	Int-FR
Olatunji Idowu	51	94	2.5-4	0.0	0-0
Christian Dorsey	46	85	1.5-8	0.5	0-0
Michael Nicastro	29	62	6.5-28	3.5	0-2
Marcel Ngachie	18	44	5.5-21	1.5	0-0



# TOWSON



## October 11

Bridgeforth Stadium/Zane Showker Field  
Harrisonburg, Virginia

### 2014 Schedule

Aug. 30	Central Connecticut State	6 p.m.
Sept. 6	at West Virginia	7:30 p.m.
Sept. 13	at Delaware State	2 p.m.
Sept. 20	North Carolina Central	6 p.m.
Sept. 27	Maine*	7 p.m.
Oct. 4	Stony Brook*	3 p.m.
<b>Oct. 11</b>	<b>at James Madison*</b>	<b>12:30 p.m.</b>
Oct. 18	at Delaware*	12:30 p.m.
Nov. 1	Elon*	4 p.m.
Nov. 8	at Villanova*	7 p.m.
Nov. 15	William and Mary*	3 p.m.
Nov. 22	at Rhode Island*	12:30 p.m.

### 2013 Schedule

Aug. 29	at Connecticut	W, 33-18
Sept. 7	at Holy Cross	TBA
Sept. 14	Delaware State	TBA
Sept. 21	at North Carolina Central	2 p.m.
Sept. 28	at Stony Brook*	TBA
Oct. 5	New Hampshire*	12 p.m.
Oct. 12	Villanova*	7 p.m.
Oct. 19	at Albany*	TBA
Oct. 26	at Richmond*	12 p.m.
Nov. 2	Delaware*	TBA
Nov. 16	at William and Mary*	TBA
<b>Nov. 23</b>	<b>James Madison</b>	<b>3:30 p.m.</b>
Dec. 7	Fordham (NCAA)	W, 48-28
Dec. 13	at Eastern Illinois (NCAA)	W, 49-39
Dec. 21	at E. Washington (NCAA)	W, 35-31
Jan. 4	vs. N. Dakota St. (NCAA)	L, 7-35

\* Colonial Athletic Association opponent



Sr. WR  
Spencer Wilkins



Sr. CB  
Tye Smith

### Towson Top Returners

Rushing	Att.	Yds.	Avg.	TDs	Lng
Darius Victor	98	629	6.4	7	31
Connor Frazier	39	215	5.5	2	19
Navassa Brown	14	72	5.1	0	15
Passing	Cmp.	Att.	Pct.	Yds.	TD-Int
Connor Frazier	9	14	64.3	141	0-0
Receiving	Rec.	Yds.	Avg.	TD	Lng.
Spencer Wilkins	40	691	17.3	4	80
Derrick Joseph	36	379	10.5	1	50
Brian Dowling	32	419	13.1	1	45
Defense	UT	TT	TFL	Sacks	Int-FR
Tye Smith	75	103	4.5-11	1.0	2-1
Christian Carpenter	56	98	3.5-5	0.0	4-2
Donnell Lewis	61	95	4.5-12	0.0	4-2
Ryan Delaire	43	68	17.5-86	11.5	0-4

## Quick Facts

Location	Towson, Maryland
Nickname	Tigers
Enrollment	22,499
Colors	Black and Gold
President	Dr. Maravene Loeschke
Athletics Director	Tim Leonard
Stadium	Minnegan Field at Johnny Unitas Stadium (11,198/FieldTurf)
Conference	Colonial Athletic Association
Ticket Office Phone	855-888-4437

## Coaching Information



Head Coach  
Rob Ambrose

Head Coach	Rob Ambrose (Towson, 1993)
Record at Towson/Overall	32-29 (5 years) / 35-36 (6 Years)
Offensive Coordinator / Quarterbacks	Jared Ambrose
Defensive Coordinator / Inside Linebackers	Matt Hachmann
Offensive Line	John Donatelli
Wide Receivers	Mike Moysenko
Running Backs	Dassin Blackwell
Tight Ends	Reno Ferri
Defensive Line	Konstantinos Kosmakos
Secondary / Special Teams	Joe Tricario
Outside Linebackers	Jon Schwartz
Cornerbacks	Derrick Johnson

## Football Facts

2013 Record (Conference Record/Finish)	13-3 (6-2 / 2nd)
Offensive/Defensive Formations	Multiple / Multiple
Letterwinners Returning/Lost	46/26
Starters Returning	12 (3 Off., 7 Def., 1 Spec.)/14

## Athletics Communications

Address	Towson Athletics Media Relations
	Towson Center, Room 351
	Towson, MD 21252-0001
Football Contact/SID	TBA
Office Phone	410-704-3102
Cell Phone	410-382-4986
E-Mail	doconnell@towson.edu
Associate Director	Dustin Semanovick
Office Phone	410-704-4571
Cell Phone	757-544-8393
Email Address	dsemanovick@towson.edu
Fax	410-704-3861
Press Box Phone	410-704-3102
Website	www.TowsonTigers.com



Sr. WR  
Spencer Wilkins



AD  
Tim Leonard



# CHARLOTTE

## Quick Facts

Location	Charlotte, N.C.
Enrollment	26,571
Nickname	49ers
Colors	Green and White
President	Dr. Philip Dubois
Athletics Director	Judy Rose
Stadium	Jerry Richardson Stadium (15,314 / Field Turf)
Conference	FCS Independent
Ticket Office Phone	704-687-4949

## Coaching Information



Head Coach  
Brad Lambert

Head Coach	Brad Lambert (Kansas State, '87)
Record at Stony Brook/Overall	5-6 (One years)/Same
Offensive Coordinator	Jeff Mullen
Defensive Coordinator	Bruce Tall
Secondary	James Adams
Running Backs	Damien Gary
Offensive Line / Recruiting Coordinator	Phil Ratliff
Tight Ends	Johnson Richardson
Outside Linebackers	Napoleon Sykes
Wide Receivers	Joe Tereshinski

## Football Facts

2013 Record	5-6
Offensive/Defensive Formations	Multiple / 4-3
Letterwinners Returning/Lost	39 / 23
Starters Returning	16 (8 Off., 8 Def.) / 6

## Athletic Media Relations

Address: Charlotte Athletic Media Relations  
920 University City Blvd.  
Student Activity Center, Third Floor  
Charlotte, NC 28223  
Football Contact/Director: Thomas E. Whitestone  
Office Phone: 704-687-1022  
Cell Phone: 980-253-4951  
E-Mail: tewhites@uncc.edu  
Assoc. SID: Brent Stastny  
Office Phone: 704-687-1021  
Email Address: bmstasn@uncc.edu  
Fax: 704-687-4918  
Press Box Phone: 704-687-8036  
Website: www.charlotte49ers.com



AD  
Judy Rose



Assistant AD  
Tom Whitestone



So. RB  
Kalif Phillips



## October 25

Bridgeforth Stadium/Zane Showker Field  
Harrisonburg, Va.

### 2014 Schedule

Aug. 28	at Campbell	7 p.m.
Sept. 6	Johnson C. Smith	12 p.m.
Sept. 13	at North Carolina Central	5 p.m.
Sept. 20	at Elon	7 p.m.
Sept. 27	Charleston Southern	12 p.m.
Oct. 4	at Gardner-Webb	1:30 p.m.
Oct. 11	at The Citadel	2 p.m.
<b>Oct. 25</b>	<b>James Madison</b>	<b>12 p.m.</b>
Nov. 8	Coastal Carolina	12 p.m.
Nov. 15	Wesley College	12 p.m.
Nov. 22	Morehead State	12 p.m.

### 2013 Schedule

Aug. 31	Campbell	W, 52-7
Sept. 7	Chowan	W, 47-7
Sept. 14	North Carolina Central	L, 13-40
<b>Sept. 21</b>	<b>at James Madison</b>	<b>L, 7-34</b>
Sept. 28	at Presbyterian	W, 45-21
Oct. 5	Gardner-Webb	W, 53-51
Oct. 12	UNC Pembroke	L, 22-45
Oct. 26	at Charleston Southern	L, 14-36
Nov. 2	at Coastal Carolina	L, 25-50
Nov. 9	Wesley College	L, 28-35
Nov. 23	at Morehead State	W, 61-17



R-So. QB  
Matt Johnson



Sr. LB  
Caleb  
Clayton-Molby

### Charlotte Top Returners

Rushing	Att.	Yds.	Avg.	TDs	Lng
Kalif Phillips	129	716	5.6	12	50
Matt Johnson	96	418	4.4	3	68
D. Alexander	41	280	6.8	1	51
Passing	Cmp.	Att.	Pct.	Yds.	TD-Int
Matt Johnson	223	371	60.1	2,581	21-12
Lee McNeill	6	12	50.0	37	1-0
Receiving	Rec.	Yds.	Avg.	TD	Lng.
Austin Duke	62	727	11.7	6	48
Trent Bostick	42	594	14.1	4	48
Justin Bolus	12	156	13.0	1	44
Defense	UT	TT	TFL	Sacks	Int-FR
C. Clayton-Molby	46	67	2.0-2	0.0	1-3
Nico Alcade	42	60	7.0-26	1.0	0-1
Greg Cunningham	32	48	3.0-15	0.0	1-1
Desmond Cooper	35	47	1.0-1	0.0	1-1



# WILLIAM & MARY

# Tribe

## November 1

Bridgeforth Stadium/Zane Showker Field  
Harrisonburg, Virginia

### 2014 Schedule

Aug. 30	at Virginia Tech	4 p.m.
Sept. 6	at Hampton	6 p.m.
Sept. 13	Norfolk State	7 p.m.
Sept. 20	Lafayette	7 p.m.
Sept. 27	at Stony Brook*	6 p.m.
Oct. 11	at New Hampshire*	3:30 p.m.
Oct. 18	Villanova*	3:30 p.m.
Oct. 25	Delaware*	12:30 p.m.
<b>Nov. 1</b>	<b>at James Madison*</b>	<b>3:30 p.m.</b>
Nov. 8	Elon*	3:30 p.m.
Nov. 15	at Towson*	3 p.m.
Nov. 22	Richmond*	7:30 p.m.


### 2013 Results

Aug. 31	at West Virginia	L, 17-24
Sept. 7	Hampton	W, 31-7
Sept. 14	at Lafayette	W, 34-6
Sept. 21	Rhode Island*	W, 20-0
Oct. 5	at Villanova*	L, 16-20
Oct. 12	Penn.	W, 27-14
Oct. 19	at Maine*	L, 20-34
Oct. 26	James Madison*	W, 17-7
Nov. 2	New Hampshire*	W, 17-0
Nov. 9	at Delaware*	W, 24-10
Nov. 16	Towson*	L, 9-15
Nov. 23	at Richmond*	L, 20-31

\* Colonial Athletic Association Opponent



Sr. WR  
Tre McBride



Sr. DL  
Mike Reilly

### William & Mary Top Returners

Rushing	Att.	Yds.	Avg.	TDs	Lng
M. Abdul-Saboor	175	824	4.7	6	17
Jarrell Cooper	109	425	3.9	2	28
Kendell Anderson	66	273	4.1	4	37
Passing	Cmp.	Att.	Pct.	Yds.	TD-Int
Steve Cluley	4	9	44.4	33	0-1
Receiving	Rec.	Yds.	Avg.	TD	Lng.
Tre McBride	63	801	12.7	5	40
Sean Ballard	36	593	16.5	3	54
Christian Reeves	14	182	13.0	0	61
Defense	UT	TT	TFL	Sacks	Int-FR
Luke Rhodes	42	98	3.0-8	1.5	1-0
Ivan Tagoe	42	88	5.0-13	1.5	0-1
Airek Green	53	82	13.0-55	4.0	3-1
D. Houston-Carson	35	62	4.5-11	1.0	2-0

## Quick Facts

Location	Williamsburg, Va.
Enrollment	8,376
Nickname	Tribe
Colors	Green, Gold and Silver
President	W. Taylor Reveley, III
Athletics Director	Edward "Terry" Driscoll
Stadium	Walter J. Zable Stadium at Cary Field (12,259/Field Turf)
Conference	Colonial Athletic Association
Ticket Office Phone	757-221-3340



Head Coach  
Jimmie Laycock

## Coaching Information

Head Coach	Jimmie Laycock (William and Mary, 1970)
Record at William & Mary/Overall	.222-165-2 (34 years)/Same
Offensive Coordinator/Quarterbacks	Kevin Rogers
Defensive Coordinator/Linebackers	Trevor Andrews
Assistant Head Coach/Offensive Line	Bob Solderitch
Defensive Backs	Tom Clark
Defensive Line	Kevin Lewis
Wide Receivers	Winston October
Video & Recruiting Coordinator/Safeties	Trey Henderson
Running Backs	DJ Mangas
Tight Ends/Fullbacks	Mario Acitelli
Linebackers	Joe Brady

## Football Facts

2013 Record (Conference Record/Finish)	7-5 (4-4 / t-5th)
Offensive/Defensive Formations	Multiple/Multiple
Lettermen Returning/Lost	TBA/TBA
Starters Returning/Lost	17 (8 Off./8 Def./1 Spec.)/7

## Media Relations

Address	William & Mary Athletic Department
	P.O. Box 399
	William and Mary Hall
	751 Ukrop Way
	Williamsburg, VA 23185
Football Contact/Sr. Asst. AD	Pete Clawson
Office Phone	757-221-3369
E-Mail	pmclaw@wm.edu
Senior Associate SID	Rob Turner
Office Phone	757-221-3370
E-Mail	rrturn@wm.edu
Fax	757-221-2989
Press Box Phone	757-221-3414
Website	www.tribeathletics.com



Sr. DL  
Mike Reilly



AD  
Terry Driscoll



Asst. AD  
Pete Clawson



# STONY BROOK

## Quick Facts

Location . . . . . Stony Brook, N.Y.  
 Enrollment . . . . . 24,361  
 Nickname . . . . . Seawolves  
 Colors . . . . . Scarlet Red, Blue and Grey  
 President . . . . . Dr. Samuel L. Stanley  
 Athletics Director . . . . . Shawn Heilbron  
 Stadium . . . . . LaValle Stadium (8,136 / Field Turf)  
 Conference . . . . . Colonial Athletic Association  
 Ticket Office Phone . . . . .



## November 8

Bridgeforth Stadium/Zane Showker Field  
 Harrisonburg, Va.



Head Coach  
 Chuck Priore

## Coaching Information

Head Coach . . . . . Chuck Priore (Albany, '82)  
 Record at Stony Brook/Overall . . . . . 52-40 (Eight years)/91-49 (13 years)  
 Offensive Coordinator / Quarterbacks . . . . . Jeff Behman  
 Defensive Coordinator / Safeties . . . . . Lyle Hemphill  
 Special Teams Coordinator . . . . . Tony Tompson  
 Linebackers . . . . . Bobby McIntyre  
 Offensive Line . . . . . Rob Neviaser  
 Cornerbacks . . . . . Rich Reichert  
 Running Backs . . . . . Kyle Smith  
 Defensive Line . . . . . Rob Noel  
 Assistant Defensive Line . . . . . Andrew Jackson  
 Brett Arce . . . . . Wide Receivers

## Football Facts

2013 Record (Conference Record/Finish) . . . . . 5-6 (3-5 / t-8th)  
 Offensive/Defensive Formations . . . . . Multiple / 4-3  
 Letterwinners Returning/Lost . . . . . 39/23  
 Starters Returning . . . . . 15 (6 Off., 6 Def., 3 Spec.)/11

### 2014 Schedule

Aug. 28 Bryant . . . . . 7 p.m.  
 Sept. 6 at Connecticut . . . . . 12 p.m.  
 Sept. 13 American International . . . . . 6 p.m.  
 Sept. 20 at North Dakota . . . . . 7 p.m.  
 Sept. 27 William and Mary\* . . . . . 6 p.m.  
 Oct. 4 at Towson\* . . . . . 3:30 p.m.  
 Oct. 11 Maine\* . . . . . 7 p.m.  
 Oct. 18 at Elon\* . . . . . 1:30 p.m.  
 Oct. 25 at New Hampshire\* . . . . . 3 p.m.  
**Nov. 8 James Madison\*** . . . . . **1 p.m.**  
 Nov. 15 Rhode Island\* . . . . . 1 p.m.  
 Nov. 22 at Albany . . . . . 3:30 p.m.  
 \* Colonial Athletic Association Opponent

### 2013 Schedule

Sept. 7 at Rhode Island\* . . . . . W, 24-0  
 Sept. 14 at Buffalo . . . . . L-5ot, 23-26  
 Sept. 21 at Villanova\* . . . . . L, 6-35  
 Sept. 28 Towson\* . . . . . L, 21-35  
 Oct. 5 Bryant . . . . . W, 21-13  
 Oct. 12 at Colgate . . . . . W, 27-3  
 Oct. 26 New Hampshire\* . . . . . L, 13-31  
 Nov. 2 at Maine\* . . . . . L, 14-19  
 Nov. 9 Richmond\* . . . . . L, 31-39  
**Nov. 16 at James Madison\*** . . . . . **W, 41-38**  
 Nov. 23 Albany\* . . . . . W, 24-3  
 \* Colonial Athletic Association Opponent

## Athletic Communications

Address . . . . . Stony Brook Athletic Communications  
 . . . . . Sports Complex  
 . . . . . Stony Brook, NY 11794-3500  
 Football Contact/Asst. SID . . . . . Adam Gutes  
 Office Phone . . . . . 631-632-7125  
 Cell Phone . . . . . 631-374-7538  
 E-Mail . . . . . adam.gutes@stonybrook.edu  
 Director . . . . . Thomas Chen  
 Office Phone . . . . . 631-632-7289  
 Cell Phone . . . . . 914-843-7185  
 Email Address . . . . . thomas.chen@stonybrook.edu  
 Fax . . . . . 631-632-8841  
 Press Box Phone . . . . . 631-632-4037  
 Website . . . . . www.goseawolves.org



Sr. TE  
 Will Tye



AD  
 Shawn  
 Helibron



Assistant SID  
 Adam Gutes



Sr. RB  
 Marcus Coker



Sr. OL  
 Cody Precht

### Stony Brook Top Returners

Rushing	Att.	Yds.	Avg.	TDs	Lng
James Kenner	191	829	4.3	5	31
Tyler Fredericks	54	232	4.3	2	16
Marcus Coker	57	193	3.4	1	18
Passing	Cmp.	Att.	Pct.	Yds.	TD-Int
Pat D'Amato	0	1	0.0	0	0-0
Receiving	Rec.	Yds.	Avg.	TD	Lng.
Will Tye	45	520	11.6	4	37
Adrian Coxson	31	544	17.5	3	75
Jahrie Level	8	117	14.6	0	30
Defense	UT	TT	TFL	Sacks	Int-FR
Christian Ricard	63	91	3.0-9	0.0	0-0
Naim Cheeseboro	41	69	6.5-31	2.0	1-0
Victor Ochi	20	33	10.0-58	5.5	0-0
Kevin Hauter	17	30	5.0-22	1.0	0-0



# RICHMOND



## November 15

E. Claiborne Robins Stadium  
Richmond, Va.

### 2014 Schedule

Aug. 30	Morehead State	6 p.m.
Sept. 6	at Virginia	3:30 p.m.
Sept. 13	Hampton	6 p.m.
Sept. 20	New Hampshire*	4 p.m.
Oct. 4	at Liberty	7 p.m.
Oct. 11	at Albany*	3:30 p.m.
Oct. 18	Rhode Island*	3:30 p.m.
Oct. 25	at Elon*	3 p.m.
Nov. 1	Villanova*	12:30 p.m.
Nov. 8	at Maine*	12:30 p.m.
<b>Nov. 15</b>	<b>James Madison*</b>	<b>12:30 p.m.</b>
Nov. 22	at William and Mary*	7:30 p.m.


### 2013 Schedule

Aug. 31	VMI	W, 34-0
Sept. 7	at NC State	L, 21-23
Sept. 14	at Gardner-Webb	L, 10-12
Sept. 21	Liberty	W, 30-21
Sept. 28	Maine*	L, 21-28
<b>Oct. 12</b>	<b>at James Madison*</b>	<b>L, 31-38</b>
Oct. 19	at Rhode Island*	L, 10-12
Oct. 26	Towson*	L, 32-48
Nov. 2	Albany*	W, 27-10
Nov. 9	at Stony Brook*	W, 39-31
Nov. 16	at Delaware*	W, 46-43
Nov. 23	William and Mary*	W, 31-20

\* Colonial Athletic Association Opponent



Sr. OL  
Austin Gund



R-Sr. WR  
Stephen Barnette

### Richmond Top Returners

Rushing	Att.	Yds.	Avg.	TDs	Lng
Jacobi Green	109	566	5.2	2	53
Seth Fisher	90	426	4.7	3	21
T.J. Moon	42	135	3.2	2	17
Passing	Cmp.	Att.	Pct.	Yds.	TD-Int
Michael Strauss	333	509	65.4	3,808	26-8
Receiving	Rec.	Yds.	Avg.	TD	Lng.
Stephen Barnette	76	1,189	15.6	5	46
Rashad Ponder	45	592	13.2	3	75
Reggie Diggs	30	380	12.7	1	37
Defense	UT	TT	TFL	Sacks	Int-FR
Eric Wright	31	83	8.5-38	3.0	1-1
Justin Grant	43	80	1.5-4	0.0	0-0
Reggie Barnette	39	78	3.0-15	1.0	2-2
Aaron Roane	32	67	7.0-18	2.0-8	0-1

## Quick Facts

Location	Richmond, Va.
Enrollment	2,950
Nickname	Spiders
Colors	Red and Blue
President	Dr. Edward L. Ayers
Athletics Director	Keith Gill
Stadium	E. Claiborne Robins Stadium (8,700/Field Turf)
Conference	Colonial Athletic Association
Ticket Office Phone	877-774-3371

## Coaching Information



Head Coach  
Danny Rocco

Head Coach	Danny Rocco (Wake Forest, 1984)
Record at Richmond/Overall	14-9 (3 years)/ 61-29 (9 years)
Associate Head Coach/ Wide Receivers/ Recruiting Coordinator	Charlie Fisher
Offensive Coordinator/Quarterbacks	Brandon Streefer
Defensive Coordinator	Bob Trott
Defensive Line	Levern Berlin
Cornerbacks/Special Teams Coordinator/Defensive Recruiting	Dave Legg
Tight Ends	Fontel Mines
Running Backs/Offensive Recruiting	Bill Polin
Outside Linebackers	Manny Rojas
Inside Linebackers	Byron Thweatt
Offensive Line	Blaine McCorkle

## Football Facts

2012 Record (Conference Record/Finish)	6-6 (4-4 CAA/1-5th)
Offensive/Defensive Formations	Pro Style/4-3
Lettermen Returning/Lost	xxxxx
Starters Returning/Lost	16 (9Off./6Def./1Sp.)/9

## Athletic Media Relations

Address	Robins Center University of Richmond Richmond, VA 23173
Football Contact/Asst. Dir.	Scott Burns
Office Phone	804-287-6313
Cell Phone	804-398-1726
E-Mail	sburns2@richmond.edu
Secondary/Asst. Dir.	Kelly Shuman
Office Phone	804-289-8365
E-Mail	kshuman@richmond.edu
Fax	804-287-1919
Press Box Phone	804-289-1780
Website	www.richmondspiders.com



R-Sr. WR  
Stephen Barnette



AD  
Keith Gill



Asst. Dir.  
Scott Burns



# ELON

## Quick Facts

Location . . . . .	Elon, North Carolina
Enrollment . . . . .	6,305
Nickname . . . . .	Phoenix
Colors . . . . .	Maroon and Gold
President . . . . .	Dr. Leo M. Lambert
Athletics Director . . . . .	Dave Blank
Stadium . . . . .	Rhodes Stadium (11,250 / Natural)
Conference . . . . .	Colonial Athletic Association
Ticket Office Phone . . . . .	336-278-6750



Head Coach  
Rich Skrosky

## Coaching Information

Head Coach . . . . .	Rich Skrosky (Ramapo College, 1987)
Record at Stony Brook/Overall . . . . .	First Year/1-8 (One Season)
Defensive Coordinator/Linebackers . . . . .	Jerry Petercuskie
Offensive Coordinator/Offensive Line . . . . .	Damian Wroblewski
Defensive Line . . . . .	Carlton Hall
Defensive Backs . . . . .	Terry Lantz
Defensive Assistant/Asst. Special Teams . . . . .	Patrick Madden
Running Backs . . . . .	Scott Browne
Tight Ends . . . . .	Cris Reisert
Wide Receivers . . . . .	Billy Riebock
Quarterbacks . . . . .	Scott Van Zile

## Football Facts

2013 Record (Southern Conference Record/Finish) . . . . .	2-10 (1-7 / t-6th)
Offensive/Defensive Formations . . . . .	Multiple / 4-3
Letterwinners Returning/Lost . . . . .	45/10
Starters Returning . . . . .	17 (8 Off., 6 Def., 3 Spec.)/8



Sr. WR  
Kierre Brown

## Athletic Communications

Address . . . . . Elon Athletic Communications  
 . . . . . 2500 Campus Box  
 . . . . . 104 E. Haggard Ave.  
 . . . . . Elon, NC 27244

Football Contact/Assoc. SID . . . . . Chris Rash  
 Office Phone . . . . . 336-278-6712  
 Cell Phone . . . . . 336-263-4737  
 E-Mail . . . . . crash@elon.edu

Director . . . . . Dan Wyar  
 Office Phone . . . . . 336-278-6634  
 Cell Phone . . . . . 440-666-2129  
 Email Address . . . . . dwyar@elon.edu  
 Fax . . . . . 336-278-6768  
 Press Box Phone . . . . . 336-278-6777  
 Website . . . . . www.elonphoenix.com



AD  
Dave Blank



Associate SID  
Chris Rash



## November 22

Bridgeforth Stadium/Zane Showker Field  
Harrisonburg, Virginia

### 2014 Schedule

Aug. 30	at Duke . . . . .	6 p.m.
Sept. 13	North Carolina A&T . . . . .	6 p.m.
Sept. 20	Charlotte . . . . .	7 p.m.
Sept. 27	at Coastal Carolina . . . . .	7 p.m.
Oct. 4	New Hampshire* . . . . .	1:30 p.m.
Oct. 11	at Delaware* . . . . .	3:30 p.m.
Oct. 18	Stony Brook* . . . . .	1:30 p.m.
Oct. 25	Richmond* . . . . .	3 p.m.
Nov. 1	at Towson* . . . . .	4 p.m.
Nov. 8	at William and Mary* . . . . .	3:30 p.m.
Nov. 15	Maine* . . . . .	3 p.m.
<b>Nov. 22</b>	<b>at James Madison*</b> . . . . .	<b>12 p.m.</b>

\* Colonial Athletic Association Opponent

### 2013 Results

Aug. 31	at Georgia Tech . . . . .	L, 0-70
Sept. 7	West Virginia Wesleyan . . . . .	W, 49-7
Sept. 14	at North Carolina A&T . . . . .	L, 10-23
Sept. 21	Appalachian State* . . . . .	L, 21-31
Sept. 28	Coastal Carolina . . . . .	L, 28-53
Oct. 5	at Furman* . . . . .	W, 28-25
Oct. 12	at Wofford* . . . . .	L, 27-31
Oct. 19	Chattanooga* . . . . .	L, 9-20
Oct. 26	at Western Carolina* . . . . .	L-ot, 24-27
Nov. 9	The Citadel* . . . . .	L, 10-35
Nov. 16	Georgia Southern* . . . . .	L, 20-38
Nov. 23	at Samford* . . . . .	L, 32-33

\* Southern Conference Opponent



Sr. WR  
Kierre Brown



Sr. LB  
Jonathan Spain

### Elon Top Returners

Rushing	Att.	Yds.	Avg.	TDs	Lng
B.J. Bennett	123	464	3.8	4	19
Tracey Coppedge	90	431	4.8	2	39
Karl Bostick	110	421	3.8	4	55
Passing	Cmp.	Att.	Pct.	Yds.	TD-Int
Mike Quinn	275	442	62.2	2618	17-9
John Loughery	16	27	59.3	164	1-1
Receiving	Rec.	Yds.	Avg.	TD	Lng.
Kierre Brown	50	448	9.0	2	37
Andre Davis	42	460	11.0	3	64
Justin Osborne	29	292	10.1	0	42
Defense	UT	TT	TFL	Sacks	Int-FR
Jonathan Spain	43	84	3.5-14	1.0	1-0
John Silas	42	71	6.0-12	1.5	0-0
Alexander Dawson	44	70	4.0-7	1.0	0-0
Corey Mitchell	29	53	2.5-8	0.0	0-3



# VERSUS 2014 OPPONENTS

## vs. Albany

JMU leads 1-0

* 10/5/2013	ALBANY	W 40-13	25201	Harrisonburg, Va.
<b>Overall: 1-0 Conference: 0-0 Home: 1-0 Away: 0-0 Neutral: 0-0</b>				

## vs. Charlotte

JMU leads 1-0

9/21/2013	CHARLOTTE	W 34-7	18302	Harrisonburg, Va.
<b>Overall: 1-0 Conference: 0-0 Home: 1-0 Away: 0-0 Neutral: 0-0</b>				

## vs. Delaware

Delaware leads 13-8

* 10/29/1983	DELAWARE	L 23-26	9200	Harrisonburg, Va.
9/8/1984	at Delaware	L 3-32	16419	Newark, Del.
11/30/1991	at #6 Delaware	W 42-35 O2	14905	Newark, Del.
* 10/9/1993	#2 DELAWARE	W 42-38	11000	Harrisonburg, Va.
* 10/8/1994	at Delaware	W 30-10	15970	Newark, Del.
* 10/21/1995	#7 DELAWARE	L 19-48	13500	Harrisonburg, Va.
* 10/26/1996	at #7 Delaware	L 13-17	22291	Newark, Del.
* 10/18/1997	#6 DELAWARE	L 27-49	12000	Harrisonburg, Va.
* 11/21/1998	at #23 Delaware	L 14-28	16371	Newark, Del.
* 9/25/1999	#7 DELAWARE	W 21-7	10200	Harrisonburg, Va.
* 10/28/2000	at #2 Delaware	L 14-33	22009	Newark, Del.
* 11/3/2001	DELAWARE	L 3-28	10000	Harrisonburg, Va.
* 10/12/2002	at Delaware	L 10-23	19666	Newark, Del.
* 11/6/2004	#6 DELAWARE	W 20-13	12683	Harrisonburg, Va.
* 10/22/2005	at Delaware	L 28-34	22059	Newark, Del.
* 11/4/2006	DELAWARE	W 44-24	16144	Harrisonburg, Va.
* 11/3/2007	at #7 Delaware	L 34-37	22061	Newark, Del.
* 11/1/2008	DELAWARE	W 41-7	16810	Harrisonburg, Va.
* 10/31/2009	at #16 Delaware	W 20-8	20639	Newark, Del.
* 10/2/2010	#5 DELAWARE	L 10-13	16205	Harrisonburg, Va.
* 9/28/2013	at Delaware	L 22-29	18405	Newark, Del.
<b>Totals: 480-539</b>				

**Overall: 8-13 Conference: 7-12 Home: 5-5 Away: 3-8 Neutral: 0-0**

## vs. Elon

JMU leads 2-0

9/26/1998	ELON	W 19-12	8000	Harrisonburg, Va.
9/1/2001	ELON	W 42-21	10500	Harrisonburg, Va.
<b>Totals: 61-31</b>				

**Overall: 2-0 Conference: 0-0 Home: 2-0 Away: 0-0 Neutral: 0-0**

## vs. Lehigh

Series tied 1-1

11/1/1980	at Lehigh	L 14-31	10000	Bethlehem, Pa.
11/27/2004	at #16 Lehigh	W 14-13	6116	Bethlehem, Pa.
<b>Totals: 28-44</b>				

**Overall: 1-1 Conference: 0-0 Home: 0-0 Away: 1-1 Neutral: 0-0**

## vs. Maryland

Maryland leads 0-2

9/5/1998	at Maryland	L 15-23	36547	College Park, Md.
9/12/2009	at Maryland	L 35-38 OT	46485	College Park, Md.
<b>Totals: 50-61</b>				

**Overall: 0-2 Conference: 0-0 Home: 0-0 Away: 0-2 Neutral: 0-0**

## vs. Richmond

Richmond leads 14-17

10/3/1981	at Richmond	L 7-24	13200	Richmond, Va.
* 11/5/1983	at Richmond	L 0-32	10342	Richmond, Va.
9/1/1984	RICHMOND	L 12-43	11800	Harrisonburg, Va.
10/5/1985	vs RICHMOND	L 15-38	17000	Norfolk, Va.
* 10/10/1987	RICHMOND	W 41-3	16030	Harrisonburg, Va.
* 11/12/1988	at Richmond	W 25-13	15802	Richmond, Va.
9/16/1989	RICHMOND	W 31-0	10088	Harrisonburg, Va.
9/22/1990	at Richmond	W 29-0	7713	Richmond, Va.
10/26/1991	RICHMOND	W 47-42	13369	Harrisonburg, Va.
9/12/1992	at Richmond	L 40-49	14666	Richmond, Va.
* 9/11/1993	#14 RICHMOND	L 13-20	10000	Harrisonburg, Va.
* 10/29/1994	at Richmond	W 29-16	17210	Richmond, Va.
* 10/28/1995	#19 RICHMOND	L 33-34	11000	Harrisonburg, Va.
* 10/19/1996	at Richmond	W 31-27	13789	Richmond, Va.
* 10/25/1997	RICHMOND	L 21-26	14100	Harrisonburg, Va.
* 10/3/1998	at Richmond	L 7-28	14874	Richmond, Va.
* 11/13/1999	RICHMOND	W 31-13	11500	Harrisonburg, Va.
* 11/11/2000	at #11 Richmond	L 2-21	13750	Richmond, Va.
* 10/13/2001	RICHMOND	L 17-20	14000	Harrisonburg, Va.
* 10/19/2002	at Richmond	L 0-26	8113	Richmond, Va.
* 10/11/2003	RICHMOND	W 34-14	12470	Harrisonburg, Va.
* 10/23/2004	at Richmond	W 26-20	10235	Richmond, Va.
* 10/29/2005	RICHMOND	L 15-18	15124	Harrisonburg, Va.
* 10/28/2006	at #13 Richmond	W 27-10	11150	Richmond, Va.
* 10/27/2007	RICHMOND	L 16-17	14009	Harrisonburg, Va.
* 10/11/2008	at #5 Richmond	W 38-31	16151	Richmond, Va.
* 10/10/2009	RICHMOND	L 17-21	16098	Harrisonburg, Va.
* 11/6/2010	at #20 Richmond	L 10-13 OT	8700	Richmond, Va.
* 10/1/2011	#10 RICHMOND	W 31-7	25742	Harrisonburg, Va.
* 10/20/2012	at Richmond	L 29-35	8700	Richmond, Va.
* 10/12/2013	RICHMOND	W 38-31	19029	Harrisonburg, Va.

**Totals: 712-682**

**Overall: 14-17 Conference: 11-13 Home: 7-8 Away: 7-8 Neutral: 0-1**



Preseason All-CAA Defensive Lineman Evan Kelly of Richmond



# VERSUS 2014 OPPONENTS

## vs. Saint Francis (Pa.)

JMU leads 2-0

9/1/2012	SAINT FRANCIS	W 55-7	23248	Harrisonburg, Va.
9/14/2013	SAINT FRANCIS	W 24-20	21276	Harrisonburg, Va.

Totals: 79-27

Overall: 2-0 Conference: 0-0 Home: 2-0 Away: 0-0 Neutral: 0-0

## vs. Stony Brook

Stony Brook leads 0-1

* 11/16/2013	STONY BROOK	L 38-41	17969	Harrisonburg, Va.
--------------	-------------	---------	-------	-------------------

Overall: 0-1 Conference: 0-1 Home: 0-1 Away: 0-0 Neutral: 0-0

## vs. Towson

JMU leads 18-6-1

9/18/1976	TOWSON STATE	W 28-26	5300	Harrisonburg, Va.
9/17/1977	at Towson State	L 7-13	3552	Towson, Md.
9/16/1978	TOWSON STATE	W 21-14	4700	Harrisonburg, Va.
9/15/1979	at Towson State	L 8-18	3825	Towson, Md.
11/7/1981	TOWSON STATE	W 20-7	10000	Harrisonburg, Va.
11/20/1982	at Towson State	W 42-24	3305	Towson, Md.
11/19/1983	TOWSON STATE	L 3-10	5800	Harrisonburg, Va.
11/17/1984	at Towson State	W 24-14	3350	Towson, Md.
* 11/23/1985	TOWSON STATE	W 13-0	9000	Harrisonburg, Va.
* 11/22/1986	at Towson State	T 7-7	4684	Towson, Md.
* 10/31/1987	TOWSON STATE	W 21-19	16500	Harrisonburg, Va.
* 10/29/1988	at Towson State	L 6-34	5136	Towson, Md.
10/14/1989	TOWSON STATE	W 41-6	12800	Harrisonburg, Va.
10/13/1990	at Towson State	W 21-14	1489	Towson, Md.
10/12/1991	TOWSON STATE	W 55-31	8102	Harrisonburg, Va.
10/24/1992	at Towson	L 21-28	4069	Towson, Md.
* 11/20/2004	at Towson	W 31-17	2744	Towson, Md.
* 11/19/2005	TOWSON	W 55-14	11635	Harrisonburg, Va.
* 11/18/2006	at #24 Towson	W 38-3	4533	Towson, Md.
* 11/17/2007	TOWSON	W 23-13	13661	Harrisonburg, Va.
* 11/22/2008	at Towson	W 58-27	5575	Towson, Md.
* 11/21/2009	TOWSON	W 43-12	13138	Harrisonburg, Va.
* 10/9/2010	at Towson	W 17-13	9049	Towson, Md.
* 10/6/2012	#12 TOWSON	W 13-10	25077	Harrisonburg, Va.
* 11/23/2013	at #7 Towson	L 17-28	7379	Towson, Md.

Totals: 633-402

Overall: 18-6-1 Conference: 10-2-1 Home: 11-1 Away: 7-5-1 Neutral: 0-0

## vs. Villanova

JMU leads 12-10

* 11/13/1993	at Villanova	W 42-3	4616	Villanova, Pa.
* 10/15/1994	VILLANOVA	W 31-23	15000	Harrisonburg, Va.
* 9/23/1995	at Villanova	W 28-27 OT	11368	Villanova, Pa.
* 11/16/1996	#21 VILLANOVA	L 23-40	9500	Harrisonburg, Va.
* 10/4/1997	at #4 Villanova	L 17-49	7631	Villanova, Pa.
* 9/19/1998	#4 VILLANOVA	L 30-34	8000	Harrisonburg, Va.
* 10/2/1999	at #11 Villanova	W 23-20	12546	Villanova, Pa.
* 10/7/2000	#12 VILLANOVA	W 57-23	13200	Harrisonburg, Va.
* 10/6/2001	at #13 Villanova	L 44-45 O2	11761	Villanova, Pa.
* 9/28/2002	#8 VILLANOVA	L 26-30	9153	Harrisonburg, Va.
* 10/4/2003	at #3 Villanova	L 14-38	6841	Villanova, Pa.
* 9/18/2004	at #5 Villanova	W 17-0	3123	Villanova, Pa.
* 11/12/2005	VILLANOVA	W 28-13	10984	Harrisonburg, Va.
* 11/11/2006	at Villanova	L 20-21	7751	Villanova, Pa.
* 9/29/2007	VILLANOVA	W 35-7	15035	Harrisonburg, Va.
* 10/25/2008	at #7 Villanova	W 23-19	6721	Villanova, Pa.
12/6/2008	#6 VILLANOVA	W 31-27	13780	Harrisonburg, Va.
* 10/17/2009	#6 VILLANOVA	L 0-27	16037	Harrisonburg, Va.
* 10/23/2010	at #6 Villanova	L 7-14	9217	Villanova, Pa.
* 10/15/2011	VILLANOVA	W 34-10	25047	Harrisonburg, Va.
* 11/10/2012	at #21 Villanova	L 20-35	6617	Villanova, Pa.
* 11/2/2013	#20 VILLANOVA	W 31-21	21758	Harrisonburg, Va.

Totals: 581-526

Overall: 12-10 Conference: 11-10 Home: 7-4 Away: 5-6 Neutral: 0-0



Preseason All-CAA Wide Receiver/Return Specialist Tre McBride of William & Mary

## vs. William and Mary

JMU leads 20-16

10/14/1978	at William and Mary	L 7-32		Williamsburg, Va.
10/6/1979	at William and Mary	L 0-33	12000	Williamsburg, Va.
10/31/1981	at William and Mary	L 19-31	7800	Williamsburg, Va.
* 10/23/1982	WILLIAM AND MARY	W 24-18	14750	Harrisonburg, Va.
10/15/1983	at William and Mary	L 21-24	12100	Williamsburg, Va.
9/29/1984	WILLIAM AND MARY	L 10-20	8300	Harrisonburg, Va.
* 9/28/1985	at William and Mary	L 14-31	12200	Williamsburg, Va.
* 10/25/1986	WILLIAM AND MARY	W 28-22	7500	Harrisonburg, Va.
* 10/24/1987	at William and Mary	W 28-22	16103	Williamsburg, Va.
* 9/24/1988	WILLIAM AND MARY	L 3-10	7000	Harrisonburg, Va.
11/11/1989	at #12 William and Mary	L 21-24	12420	Williamsburg, Va.
11/10/1990	#9 WILLIAM AND MARY	L 21-31	6641	Harrisonburg, Va.
9/28/1991	at #8 William and Mary	W 29-28	15371	Williamsburg, Va.
10/31/1992	#10 WILLIAM AND MARY	W 21-14	7400	Harrisonburg, Va.
* 10/30/1993	at #13 William and Mary	L 26-31	11698	Williamsburg, Va.
* 10/22/1994	#14 WILLIAM AND MARY	W 33-7	15200	Harrisonburg, Va.
* 9/9/1995	at #16 William and Mary	W 24-17	13871	Williamsburg, Va.
* 10/12/1996	#15 WILLIAM AND MARY	W 26-21	10500	Harrisonburg, Va.
* 10/11/1997	at #15 William and Mary	L 25-38	8529	Williamsburg, Va.
* 10/17/1998	#6 WILLIAM AND MARY	L 12-24	14000	Harrisonburg, Va.
* 10/16/1999	at William and Mary	W 30-20	9225	Williamsburg, Va.
* 10/21/2000	WILLIAM AND MARY	W 28-14	10500	Harrisonburg, Va.
* 11/10/2001	at William and Mary	L 10-17	9233	Williamsburg, Va.
* 11/16/2002	#16 WILLIAM AND MARY	W 34-31 OT	8237	Harrisonburg, Va.
* 10/18/2003	at William and Mary	W 24-17	8038	Williamsburg, Va.
* 11/13/2004	#10 WILLIAM AND MARY	L 24-27	13904	Harrisonburg, Va.
p 12/10/2004	at #6 William and Mary	W 48-34	12259	Williamsburg, Va.
* 11/5/2005	at #16 William and Mary	W 30-29	12287	Williamsburg, Va.
* 10/21/2006	WILLIAM AND MARY	W 31-17	15573	Harrisonburg, Va.
* 11/10/2007	at William and Mary	W 55-34	12259	Williamsburg, Va.
* 11/15/2008	#12 WILLIAM AND MARY	W 48-24	14330	Harrisonburg, Va.
* 10/24/2009	at #5 William and Mary	L 3-24	12259	Williamsburg, Va.
* 11/13/2010	#1 WILLIAM AND MARY	W 30-24	16733	Harrisonburg, Va.
* 9/24/2011	at #5 William and Mary	W 20-14	12259	Williamsburg, Va.
* 10/13/2012	WILLIAM AND MARY	W 27-26 OT	22271	Harrisonburg, Va.
* 10/26/2013	at William and Mary	L 7-17	12259	Williamsburg, Va.

Totals: 855-858

Overall: 20-16 Conference: 17-9 Home: 11-5 Away: 9-11 Neutral: 0-0



# ALL-TIME OPPONENTS

Opponent	Games	JMU Wins	Opp. Wins	Ties	First Played	Last Played
Akron	1	0	1	0	2013	2013
<b>Albany</b>	<b>1</b>	<b>1</b>	<b>0</b>	<b>0</b>	<b>2013</b>	<b>2013</b>
Alcorn State	1	1	0	0	2012	2012
Appalachian State	16	4	12	0	1980	2008
Austin Peay	3	0	3	0	1979	1981
Ball State	1	0	1	0	1997	1997
Bloomsburg	2	2	0	0	1989	2006
Boston U.	6	5	1	0	1988	1997
Bridgewater	2	2	0	0	1974	1975
Buffalo	1	1	0	0	1994	1994
California (Pa.)	1	1	0	0	1976	1976
Central Connecticut St.	2	2	0	0	2011	2013
Central Florida	2	1	1	0	1991	1992
Charleston Southern	1	1	0	0	2003	2003
<b>Charlotte</b>	<b>1</b>	<b>1</b>	<b>0</b>	<b>0</b>	<b>2013</b>	<b>2013</b>
Coastal Carolina	2	1	1	0	2005	2007
Connecticut	5	4	1	0	1993	1999
C.W. Post	2	1	1	0	1981	1982
Davidson	5	5	0	0	1976	1985
Dayton	1	0	1	0	1979	1979
<b>Delaware</b>	<b>21</b>	<b>8</b>	<b>13</b>	<b>0</b>	<b>1983</b>	<b>2013</b>
Delaware State	3	2	1	0	1983	2005
Duke	1	0	1	0	2008	2008
East Tennessee State	9	6	3	0	1979	1997
Eastern Kentucky	1	1	0	0	2011	2011
<b>Elon</b>	<b>2</b>	<b>2</b>	<b>0</b>	<b>0</b>	<b>1998</b>	<b>2001</b>
Emory & Henry	5	5	0	0	1974	1978
Florida Atlantic	1	1	0	0	2002	2002
Frostburg State	5	4	1	0	1974	1978
Furman	3	1	2	0	1981	2004
Georgia Southern	8	1	7	0	1985	1992
Georgia State	1	1	0	0	2012	2012
Glenville State	2	1	0	1	1975	1976
Guilford	1	0	1	0	1977	1977
Hampden-Sydney	6	4	2	0	1974	1979
Hampton	2	0	2	0	1981	2002
Hofstra	9	6	3	0	1992	2009
Jacksonville State	1	1	0	0	1993	1993
Lafayette	2	0	2	0	1983	1985
<b>Lehigh</b>	<b>2</b>	<b>1</b>	<b>1</b>	<b>0</b>	<b>1980</b>	<b>2004</b>
Liberty	17	12	5	0	1980	2011
Lock Haven	4	4	0	0	1993	2005
Maine	16	11	5	0	1995	2012
Mars Hill	2	1	1	0	1977	1978
Marshall	2	0	2	0	1987	1994
<b>Maryland</b>	<b>2</b>	<b>0</b>	<b>2</b>	<b>0</b>	<b>1998</b>	<b>2009</b>
Massachusetts	16	7	8	1	1986	2011
McNeese State	2	1	1	0	1995	1996
Middle Tennessee State	1	1	0	0	1994	1994
Montana	2	1	1	0	2004	2008
Morehead State	7	5	2	0	1979	2010
Morgan State	1	1	0	0	1995	1995
Navy	3	2	1	0	1988	1990
New Hampshire	15	7	8	0	1982	2013
Newberry	1	1	0	0	1990	1990
North Carolina	2	0	2	0	2007	2011
North Carolina Central	1	1	0	0	2008	2008
North Dakota State	1	0	1	0	2011	2011
Northeastern	20	12	8	0	1984	2007
Old Dominion	2	0	2	0	2011	2012
Randolph-Macon	6	4	2	0	1974	1979
Rhode Island	11	8	3	0	1987	2012
<b>Richmond</b>	<b>31</b>	<b>14</b>	<b>17</b>	<b>0</b>	<b>1981</b>	<b>2013</b>
Salisbury State	6	4	2	0	1973	1978
Samford	1	0	1	0	1991	1991



Drew Dudzik celebrates a touchdown in the 2010 win at nationally-ranked and eventual-ACC Champion Virginia Tech

JMU Opponent	Opp. Games	Wins	First Wins	Last Ties	Played	Played
Shepherd	4	2	2	0	1974	1977
Shippensburg	11	6	5	0	1974	1996
South Florida	2	1	1	0	1999	2000
<b>St. Francis (Pa.)</b>	<b>2</b>	<b>2</b>	<b>0</b>	<b>0</b>	<b>2012</b>	<b>2013</b>
St. Paul's	1	1	0	0	1986	1986
<b>Stony Brook</b>	<b>1</b>	<b>0</b>	<b>1</b>	<b>0</b>	<b>2013</b>	<b>2013</b>
<b>Towson</b>	<b>25</b>	<b>18</b>	<b>6</b>	<b>1</b>	<b>1976</b>	<b>2013</b>
Troy State	2	1	1	0	1994	1999
U.S. Merchant Marine	1	1	0	0	1980	1980
<b>Villanova</b>	<b>22</b>	<b>12</b>	<b>10</b>	<b>0</b>	<b>1993</b>	<b>2013</b>
Virginia	3	1	2	0	1979	1983
Virginia Tech	7	1	6	0	1980	2010
VMI	13	10	3	0	1982	2009
Washington & Lee	3	3	0	0	1974	1978
West Virginia	2	0	2	0	2004	2012
<b>William and Mary</b>	<b>36</b>	<b>20</b>	<b>16</b>	<b>0</b>	<b>1978</b>	<b>2013</b>
Wofford	2	2	0	0	1980	2008
Youngstown State	4	1	3	0	1990	1992
<b>NCAA Totals</b>	<b>454</b>	<b>258</b>	<b>193</b>	<b>3</b>		



# JAMES MADISON UNIVERSITY



This Is JMU . . . . .	76-79	Plecker Performance Center . . . . .	84-85	Sports Medicine . . . . .	92
JMU Historical Dates . . . . .	80	Athletics Facilities . . . . .	86-87	Academic Advising . . . . .	93
President . . . . .	81	Strength & Conditioning . . . . .	88-89	All About the Dukes . . . . .	94
Vice Presidents . . . . .	81	Athletics Director . . . . .	90		
Bridgeforth Stadium . . . . .	82-83	Athletics Staff . . . . .	91		



# THIS IS JMU

JMU's beautiful campus includes 148 buildings on 721 acres. The original campus is built around the Quadrangle, where buildings are constructed of native blue limestone and have ivy coverings.

The University's 20,181 students may choose from 115 degree programs in eight colleges -- College of Arts and Letters, College of Business, College of Education, College of Health and Behavioral Studies, College of Integrated Science and Engineering, College of Science and Mathematics, College of Visual and Performing Arts, Graduate School.

JMU's academic program combines the liberal arts tradition with preparation for technology in a rapidly changing world. All students receive a strong foundation of knowledge through a rigorous general education program.

- Female/Male Ratio: 60/40
- Student/Professor Ratio: 16/1
- Average Class Size: 29











- *U.S. News & World Report* in its 2014 America's Best Colleges guidebook ranked JMU second in the South among public, master's-level universities.
- JMU is Virginia's most-popular college or university, drawing applications from the greatest percentage of the state's graduating high school seniors.
- Kiplinger's Personal Finance in 2014 ranked JMU 22nd nationally on its list of 100 best values in public colleges -- schools that offer a first-class education at a reasonable price.
- JMU has been described as "one of the best managed, most dynamic public universities in the nation" in *The Guide to 101 of the Best Values in America's Colleges and Universities*.
- *Bloomberg BusinessWeek* magazine in 2014 ranked JMU's College of Business 40th among all universities and in the top five percent of undergraduate business schools.
- JMU is among schools "that prove activism and community service are alive and well on campus," says *Mother Jones Magazine*.
- JMU is recognized as one of the nation's top 150 "Best Value" universities in the 2014 Princeton Review "Best Value Colleges." The list recognizes schools that provide high-quality academics at a reasonable price.
- JMU's Alternative Break Program was the Break Away National Program of the Year for 2010. The award, which JMU also earned in 1999, recognizes the university's commitment to active citizenship.
- JMU's commitment to becoming a model steward of the natural world was recognized with a Governor's Environmental Excellence Award silver medal in April 2014. JMU's East Campus Hillside Naturalization Project was honored.
- JMU is included in the 2014 edition of *The Fiske Guide to Colleges*, which features more than 300 of the country's best and most interesting colleges and universities.
- JMU is named one of the country's most environmentally responsible colleges in *The Princeton Review's "Guide to 332 Green Colleges: 2014 Edition."* Factors considered in the rating system include green building certification programs, environmental literacy programs, formal sustainability committees, use of renewable energy resources and recycling and conservation programs. In 2012, JMU's Wayland Hall became the first renovated residence hall in the country to receive the Leadership in Energy and Environmental Design platinum award, the highest LEED certification status.
- JMU is one of the top master's-level institutions in the country in study-abroad participation, according to the Institute of International Education's Open Doors 2013 report, which measured study abroad in 2011-12. JMU ranked second in the nation in participation in short-term programs and second in total number of students who studied abroad, with 1,071. In addition, JMU compared favorably with similar institutions in semester-long programs (7th) and programs lasting a full academic year or longer (12th).
- JMU ranks No. 168 on *The Forbes Top Colleges* list for 2014.



# HARRISONBURG, VA.

## A GREAT COLLEGE TOWN

Harrisonburg is convenient to the metropolitan areas of Washington, D.C., and Richmond while providing JMU students the comforts of the picturesque setting of Virginia's Shenandoah Valley.

The city offers something for everyone. From downtown shopping and restaurants, to nearby national parks and forests, it provides JMU students the opportunity to sample many aspects of life.

Harrisonburg offers a learning environment that is very unique in today's high-tech, educational world.







- 1908 – On March 14, Virginia Governor Claude A. Swanson signed the General Assembly bill creating the State Normal and Industrial School for Women at Harrisonburg. Julian Ashby Burruss was named first president of the new school.
- 1909 – The school opened with an enrollment of 150 and a faculty of 15 on a campus of about 50 acres.
- 1910 – The school operated its first summer session -- the first held in Virginia. Male and female students attended.
- 1911 – The first 20 graduates received diplomas.
- 1914 – The school's name was shortened to the State Normal School for Women at Harrisonburg.
- 1916 – Authorization was received for the school to award bachelor's degrees. Previously, only diplomas for post-high school work had been awarded.
- 1919 – Dr. Samuel Page Duke became the institution's second president.
- 1924 – The institution was renamed the State Teachers College at Harrisonburg.
- 1938 – The institution was renamed Madison College in honor of President James Madison. Enrollment passed 1,000.
- 1946 – Men were first enrolled during the regular session but only as day students.
- 1949 – Dr. G. Tyler Miller became the institution's third president.
- 1954 – The college was authorized to award master's degrees.
- 1964 – Enrollment passed 2,000.
- 1966 – The General Assembly approved full coeducational status for the college, and men were enrolled as resident students for the first time.
- 1971 – Dr. Ronald E. Carrier became the institution's fourth president.
- 1972 – Enrollment passed 5,000.



- 1977 – The institution was renamed James Madison University.
- 1983 – JMU celebrated its 75th anniversary.
- 1987 – Enrollment passed 10,000.
- 1995 – JMU began its first doctoral program.
- 1998 – Dr. Linwood H. Rose became the institution's fifth president.
- 2001 – Enrollment reached 15,000, with a full-time faculty and staff of more than 2,000 on a 495-acre campus.
- 2005 – JMU announced plans to purchase the 15.8-acre Rockingham Memorial Hospital site, adjacent to the JMU campus, when the hospital moved to a new site in 2010.
- 2006 – JMU purchased the former Harrisonburg High School and renamed it Memorial Hall.
- 2007-08 – JMU celebrated its Centennial.
- 2012 – Jonathan Alger became the institution's sixth president.



# JONATHAN ALGER

## PRESIDENT

Mr. Jonathan R. Alger is the sixth president of James Madison University taking office on July 1, 2012. He previously served as the Senior Vice President and General Counsel at Rutgers, the State University of New Jersey.

Mr. Alger is a nationally recognized scholar and speaker on higher education policy and law and has given hundreds of presentations across the U.S. and abroad on a wide range of topics such as access and opportunity, diversity, student and faculty recruitment and retention, management of financial challenges, student organizations, shared governance, intellectual property and academic freedom. He has taught courses at both the undergraduate and graduate level.

Mr. Alger recently served as the President and Chair of the Board of Directors of the National Association of College and University Attorneys. He has also served on national advisory boards for the Association of American Universities, College Board Access and Diversity Collaborative, American Association for the Advancement of Science Diversity Project, Robert Wood Johnson Foundation, and the Center for Excellence in Higher Education Law and Policy at Stetson University College of Law. Mr. Alger has chaired national conferences on diversity, discrimination, technology and academic freedom.

Mr. Alger was born and raised outside Rochester, New York. He received his B.A. in political science major, history minor and public policy concentration with High Honors and Phi Beta Kappa from Swarthmore College and his J.D. with Honors from Harvard Law School. His wife Mary Ann is a business consultant with a B.S. from Auburn University and an M.B.A. from the University of Miami. Their daughter Eleanor is a sophomore at Harrisonburg High School. The family enjoys college sports, music, theatre, travel, history, tennis and hiking.



## Vice Presidents

**Dr. A. Jerry Benson**  
Provost and  
Senior Vice President  
Academic Affairs



**Charles W. King, Jr.**  
Senior Vice President  
Administration and Finance



**Dr. Mark Warner**  
Senior Vice President  
Student Affairs and  
University Planning



**Donna Harper**  
Vice President  
Access and Enrollment  
Management



**Nick Langridge**  
Vice President  
University Advancement





# BRIDGEFORTH STADIUM/ZANE SHOWKER FIELD



- 24,877-seat lighted facility in the center of campus, features a FieldTurf playing surface, a state-of-the-art support facility in the south end zone, and a 24-by-60 videoboard above the south end zone
- Construction began following the 2009 season and was completed prior to the 2011 campaign
- Stadium is named for William E. Bridgeforth of Winchester, Va., a longtime JMU supporter and board of visitors member whose family remains very active with JMU
- Playing field is named for Harrisonburg-area businessman Zane Showker, a longtime JMU supporter and university board rector and for whom JMU's business school facility is named
- Originally constructed in three phases. A synthetic playing surface was installed in 1973-74, the east stands (near Godwin Hall, JMU's athletics/kinesiology facility) in 1975 and the previous west stands in 1981







# PLECKER

# ATHLETIC PERFORMANCE CENTER

- Named in honor of Robert & Frances Plecker
- A \$10 million state-of-the-art athletic support facility
- 7,000-square foot strength and conditioning center with flat-screen televisions for individual instruction
- 5,000-square foot sports medicine facility
- Computer lab with more than 30 work stations
- Tutoring and small group meeting facilities
- JMU's athletic hall of fame
- Student-athlete lounge







**"We are extremely pleased with the Robert and Frances Plecker Athletic Performance Center, which benefits all of our student-athletes with state-of-the-art academic facilities and serves as a focal point for our athletics program."**


**- Jeff Bourne, JMU director of athletics**





# ATHLETIC FACILITIES

James Madison University has made a commitment to its athletics program and the facilities needed to give the teams the best opportunity to succeed in the conference, regionally and nationally.



**Convocation Center**  
Basketball




**Field Hockey Complex**  
Field Hockey

**Sinclair Gymnasium**  
Volleyball




**Short Game Facility**  
Golf



**Eagle Field at Veterans Memorial Park**  
Baseball





**Veterans Memorial Park**  
Softball



**Tennis Courts**  
Tennis



**University Park**  
Lacrosse, Soccer,  
Track & Field



**New Market Battlefield**  
Cross Country



**Savage Natatorium**  
Swimming & Diving



# STRENGTH & CONDITIONING

## Providing JMU football players with the "TOTAL PACKAGE"

- Players work directly with a full-time strength training and conditioning coach assigned to the football program on a full-time basis
- Staff of three that assists with strength and conditioning
- Players do on the field with players at each position performing drills adapted from their playbooks. Offensive players execute positional blocking techniques and run paths and pass routes; defensive players simulate various stunts, coverage routes and pursuit drills.
- Workouts are in the Plecker Athletic Performance Center which features a 7,000-square-foot weight room









# JEFF BOURNE

## ATHLETICS DIRECTOR

Jeff Bourne is in his second decade as JMU's athletics director, having already overseen a period of dramatic enhancements on behalf of all of the university's student-athletes and coaches. At JMU, Bourne leads a program that is competitive within the Colonial Athletic Association as well as at regional and national levels and that has positioned itself to continue to play a major role in intercollegiate athletics.

Bourne has overseen processes to ensure the academic, athletic and social success of all JMU student-athletes. In the most recent release, JMU saw its Graduation Success Rate remain above 82 percent for the ninth straight year, with a 100 percent degree completion rate. When Bourne arrived at JMU, the graduation rate among student-athletes was 71 percent and the overall student rate 79 percent. Annual fundraising has improved dramatically under Bourne's leadership, with an overall increase of more than 400 percent during the past eight years. Student-athlete support services and facility improvements also have been highlights of the past 10 years.

JMU enjoys a tremendous academic reputation nationally as evidenced by its continued placement among national and regional publications. For the 16th consecutive year the university ranked as the top public, master's-level university in the South in the highly regarded annual poll on academic quality conducted by U.S. News & World Report for its guidebook, 2010 America's Best Colleges.

During Bourne's tenure more than 1,600 conference academic honors have been given to JMU student-athletes, including CAA scholar-athletes, CAA commissioner's academic award winners and ECAC scholar-athletes of the year. JMU also has had four student-athletes receive NCAA post-graduate scholarships. Over the last three years, more than 2,500 academic awards, including Dean's List, President's List and the CAA Commissioners Awards, have been presented to JMU student-athletes.

Perhaps the best measure of success is the NCAA's Academic Progress Rate. JMU has ranked well above the NCAA minimum standard for each of the program's rating periods, and no JMU teams have been subject to APR-related penalties.

Providing outstanding athletics facilities is a primary focus, and JMU will continue to make significant progress in this front during the coming year. In 2009-10, the new Veterans Memorial Stadium complex for baseball and softball was completed; work was recently completed in summer of 2011 on the first phase of the new University Park, including practice and competition facilities for soccer, lacrosse, track and field and cross country with field hockey to follow in the near future; and the \$62 Million, 20-month process to renovate Bridgeforth Stadium/Zane Showker Field finished prior to the 2011 season.

The football stadium expansion project increased seating at the facility to nearly 25,000 and featured major enhancements, including private suites and club level seating, improved concessions and rest-room facilities, improved lighting, and a new media facility.

Under Bourne, JMU has developed an enhanced volunteer fundraising network and a point-priority system to recognize donor participation and has implemented programs to increase game attendance and address the needs of athletics infrastructure. These efforts have resulted in unprecedented levels of success in fundraising while driving football attendance to all-time records.

Major program enhancements in student-athlete services and academic advising, sports medicine and strength and conditioning have added to the overall quality of the student-athlete experience as demonstrated in annual senior exit interviews and peer program evaluations. Annual evaluation and information data also is incorporated into a strategic planning and reporting process to enhance the organizational structure of the athletics division with the primary focus on meeting the needs of student-athletes and coaches.

"We're very proud of the accomplishments we've had and I am quite fortunate to work with and serve a tremendous group of coaches and a talented support team. We will continue to work together toward the common goals of ensuring the success of our student-athletes in all of their endeavors -- academically, athletically and socially," Bourne said. "Our goals are to win conference championships and to advance our teams to post-season play while adhering to NCAA and conference guidelines and to graduate our student-athletes.

"We continue to strengthen the infrastructure and facilities of the athletics program," Bourne continued. "Our support centers and athletics personnel are dedicated to providing student-athletes with the best experience possible at the intercollegiate level. We also are extremely pleased with the construction of the Robert and Frances Plecker Athletic Performance Center, which benefits all of our student-athletes with state-of-the-art academic facilities and serves as an entrance and focal point for our football stadium. Other athletics facilities construction that is being planned and implemented on campus -- immediately new baseball and softball stadiums and enhancement of our football facility and later upgrades for other programs -- will provide JMU with outstanding competition sites."

The Plecker Performance Center, which opened in 2005, was the first significant facility project funded primarily through private resources in JMU athletics' history. The \$10 million facility is adjacent to Bridgeforth Stadium/Zane Showker Field and features support areas for football and areas for entertaining during home football games and for JMU's athletic hall of fame. Also included is the Challace McMillin Academic Center that benefits performers in all JMU sports programs. Advising and counseling for all of JMU student-athletes take place at the facility, which also includes an outstanding computer lab and strength training and sports medicine facilities.

Bridgeforth Stadium/Zane Showker Field, the home of JMU's football program, has a large electronic videoboard with



live game action and video replay capabilities, an outstanding FieldTurf playing surface and an enhanced sound system added in recent years.

Prior to arriving at JMU in 1999, Bourne served in several athletics roles at Virginia Tech from 1986-97 and was senior associate athletics director at Georgia Tech from 1997-99. At Georgia Tech, he supervised finance, marketing and promotions, ticketing, sports information, and radio and television broadcasts and production. He also was liaison to the Alexander-Tharpe fund, the university's development arm, and administered baseball and golf.

At Virginia Tech, he was associate athletics director during his final two years, and he co-chaired a committee that reviewed gender equity at the school. The committee developed and implemented a plan that brought the school into compliance with federal guidelines and ranked it fifth nationally in compliance.

A Salem, Va., native, Bourne was Virginia Tech's athletics business manager and then associate athletics director for administration and finance.

Bourne received his Bridgewater College degree in business administration and accounting in 1981 and completed his master's degree in education and sports management at Virginia Tech in 1994. He worked for four years in public accounting and received his certification in public accountancy before moving to Virginia Tech, where he first was an internal auditor and a consultant to the athletic business office. He is a 1994 graduate of the Sports Management Institute Executive Program from the University of North Carolina and the University of Southern California.

The Bourne family bleeds purple and gold. Bourne's wife, the former Mary Lou Garber, is a Harrisonburg native, Bridgewater graduate, and received a master's degree at JMU in integrated science and technology in 2004. She serves as the Director of Technology Innovation at James Madison. They have two sons: Jason, a 2011 JMU graduate is employed at JMU as a Special Gifts Fundraising Officer, while his fiancée Megan Martin, also a 2011 JMU graduate, is the Social Media and Marketing Coordinator for JMU Office of Residence Life. Kyle graduated from JMU in 2014 and works for Goldman Sachs in New York City.





# ATHLETICS STAFF

## ATHLETIC ADMINISTRATION LEADERS



**Geoff Polglase**  
Deputy Athletics Director



**Casey Carter**  
Associate AD, Student Athlete Services



**Dave Biancamano**  
Senior Associate AD, Athletic Development



**Jennifer Phillips**  
Associate AD, Compliance/SWA



**Kevin White**  
Associate AD, Sports Programs



**Mike Carpenter**  
Assistant AD, Ticketing & Customer Relations




**Tom Kuster**  
Assistant AD, Sports Medicine



**John A. Martin**  
Assistant AD, Communications



**Ty Phillips**  
Assistant AD-Facilities and Events



**Jeff Souder**  
Assistant AD-Business Operations



**Dr. Robert Harmison**  
Director of Sports Psychology



**Chris Ouren**  
Director of Equipment Room Operations



**Stephen Pugh**  
Director of Marketing



**Roger Soenksen**  
Faculty Athletics Representative



**Greg Werner**  
Head Strength & Conditioning Coach

## PROGRAM HEAD COACHES



**Becky Benson**  
Head Coach Diving



**Matt Brady**  
Head Coach Men's Basketball



**Kenny Brooks**  
Head Coach Women's Basketball



**James Bryce**  
Head Coach Women's Golf



**Mickey Dean**  
Head Coach Softball



**Jeff Forbes**  
Head Coach Men's Golf



**Ta' Frias**  
Director of Cross Country/Track & Field



**Shelley Klaes-Bawcombe**  
Head Coach Lacrosse




**Dave Lombardo**  
Head Coach Women's Soccer



**Dr. Tom Martin**  
Head Coach Men's Soccer



**Spanky McFarland**  
Head Coach Baseball



**Kelly Moore**  
Coordinator of Promotions & Spirit



**Christy Morgan**  
Head Coach Field Hockey




**Dane Pedersen**  
Interim Head Coach Swimming



**Dave Rinker**  
Head Coach Cross Country



**Sarah Sargent**  
Head Coach Women's Tennis



**Steve Secord**  
Head Coach Men's Tennis



**Lauren Steinbrecher**  
Head Coach Volleyball



**Everett Withers**  
Head Coach Football



# SPORTS MEDICINE

## JMU Staff “Sets the Standard” for Student-Athlete Care

- Multi-skilled professionals use current research, educational knowledge, and state-of-the-art equipment and technology to provide a comprehensive and progressive approach to assure the holistic well-being of student-athletes
- Staff includes 20 board-certified and licensed athletic trainers
- Team physicians include Dr. Kent Diduch (board-certified in family practice physician) and orthopedic surgeon Dr. Mark Miller, a nationally renowned fellowship-trained orthopedist from the University of Virginia
- Local chiropractors, physical therapists, sport psychologists, nutritionists, and orthotists are available to assist in the health care needs of student-athletes





# ACADEMIC ADVISING

## Challace McMillin Academic Center

- Student-athlete computer lab with more than 30 computers
- Tutoring and meeting facilities for large and small groups
- Offices for each of JMU's academic advisers
- Student-athlete lounge

## Casey Carter

- Associate athletics director for student-athlete services
- Originated JMU's office of student-athlete services, one of the first of its kind in the nation
- Directs academic advising, JMU's life skills program, and progress toward graduation
- Coordinates tutoring and special academic services
- Has developed a transition program for freshmen and transfers and a career development program for all student-athletes





# ALL ABOUT THE DUKES

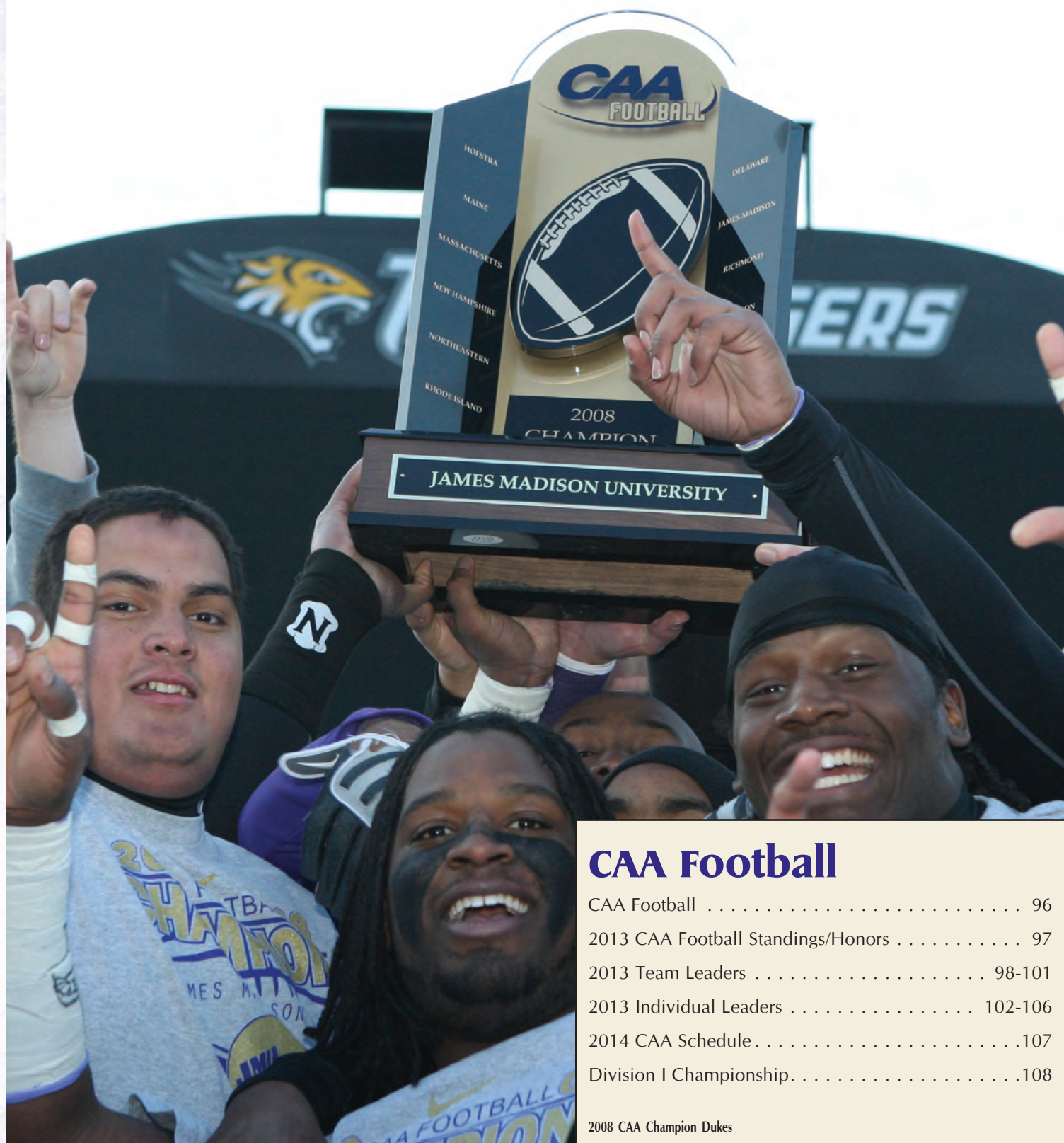


James Madison University's football program has a great history and presence. With that in mind, new graphics honoring some of the great players and teams in JMU history has been added to the coaches' offices and team meeting rooms. Additionally, the lockerroom has had the addition of new carpet and floor logo, graphics and high end sound system.





# CAA FOOTBALL



## CAA Football

CAA Football . . . . .	96
2013 CAA Football Standings/Honors . . . . .	97
2013 Team Leaders . . . . .	98-101
2013 Individual Leaders . . . . .	102-106
2014 CAA Schedule . . . . .	107
Division I Championship . . . . .	108

2008 CAA Champion Dukes



# CAA FOOTBALL

## Colonial Athletic Association Football

CAA Football has raised the profile of what was once the Yankee Conference and later the Atlantic 10 Conference since the league came under the CAA banner in 2007. Over the past seven years, the league has established itself as one of the nation's premier FCS power conferences with regard to on-the-field success, television exposure, marketability and the achievements of its student-athletes on the field, in the classroom, in the community and at the next level.

CAA Football sent three teams to the FCS Championship in 2013, with Towson becoming the eighth league school to reach the national title game since 2003. This past fall was also the second in CAA Football's five-year agreement with the NBC Sports Group, in which six nationally televised tilts aired on the NBC Sports Network as part of the league's 42 total televised contests. The CAA and CAA Football was the first collegiate athletic conference to sign a broadcast agreement with the NBC Sports Network, which launched on January 2, 2012.

CAA Football once again proved its prowess in matchups with nonconference foes, maintaining what has become a long tradition of success against non-league FCS opponents. The 2013 season saw the conference's 11 member programs combine for a 27-11 (.711) mark in FCS nonconference play.

The league's strong presence in the national polls remained another constant in 2013. The conference completed the season with three teams ranked in both The Sports Network and FCS Coaches polls, along with four others receiving votes in one or both polls. In total, nine of the league's 11 schools were nationally ranked at one point during the season.

CAA Football saw numerous individual student-athletes earn national recognition in 2013, with 20 players receiving All-America selections. Additionally, recording-setting Towson running back Terrance West was one of three finalists for the prestigious Walter Payton Award.

The league continues to set itself apart at the next level, with two players hearing their names called at the 2014 NFL Draft. West was selected in the third round by the Cleveland Browns, while Maine defensive back Kendall James was chosen by the Minnesota Vikings in round six. The conference has now had multiple players picked in each NFL Draft since 2006.

CAA Football's emphasis on its players' off-the-field achievements was evident in 2013 as well. Maine quarterback Marcus Wasilewski was the recipient of the Chuck Boone Leadership Award, which honors the player who best embodies the highest standards of leadership, integrity, teamwork and sportsmanship in his academic and athletic pursuits. Wasilewski was also selected as CAA Football's Student-Athlete of the Year.

CAA Football will welcome Elon University as the league's newest member in 2014, expanding the conference to 12 teams. The Phoenix join the league after 11 years in the Southern Conference, which included an eight-win season in 2008 and a nine-win campaign in 2009.

The league has enjoyed a tremendous record in the post-season, earning 86 total playoff berths and at least three in every year since 2006. CAA Football's 84 all-time wins in the NCAA playoffs are second-most of any FCS conference, and the league has further established its presence at the

national level  
by placing  
10 teams in  
the national

semifinal round over the last seven seasons.

Richmond's 2008 National Championship and Villanova's 2009 title mark the most recent national crowns for the league. In 2004, James Madison claimed the National Championship title with a 31-21 triumph over Montana, becoming the first team since the field expanded to 16 teams in 1986 to reach the championship game after winning three road playoff contests. Delaware rolled past Colgate, 40-0, to capture the National Championship in 2003, becoming the first team to ever post a shutout in the title game. No other conference has had two different teams win national titles in back-to-back years, and CAA Football has done it twice (2003-04 and 2008-09). Massachusetts earned a National Championship in 1998, defeating perennial power Georgia Southern, 55-43.

CAA Football boasts a total of 25 individual national award winners. Old Dominion quarterback Taylor Heinicke (2012), New Hampshire quarterback Ricky Santos (2006), William and Mary quarterback Lang Campbell (2004), Villanova running back Brian Westbrook (2001), Nova wide receiver Brian Finneran (1997) and UNH running back Jerry Azumah (1998) and Towson running back Dave Meggett (1998) have all won the Walter Payton Award under the league banner. James Madison linebacker Derrick Lloyd (2001) and defensive lineman Arthur Moats (2009) each received the Buck Buchanan Award prior to UNH linebacker Matt Evans' honor in 2011. Villanova quarterback John Robertson (2012) and Towson's West (2011) are past recipients of the Jerry Rice Freshman of the Year Award. New Hampshire's Sean McDonnell (2005), James Madison's Mickey Matthews (1999 & 2008), Villanova's Andy Talley (1997) and Boston University's Dan Allen (1993) were Eddie Robinson National Coach of the Year Award winners from the league before Towson head coach Rob Ambrose received the award in 2011. Delaware's K.C. Keeler (2010), Richmond's Mike London (2008), Matthews (2004), Massachusetts' Mark Whipple (1998) and Talley (1997 & 2009) have all garnered the American Football Coaches Association National Coach of the Year honor as well.

The league continues to enjoy great success beyond the collegiate playing field, too. CAA Football has had 106



players drafted by NFL franchises dating back to 1948. A total of 28 players have been selected in the draft over the last 10 years, including 2013 Super Bowl MVP Joe Flacco of Delaware (18th overall to the Baltimore Ravens in 2008). More than 30 players currently join Flacco on active NFL rosters.

With the addition of Elon this year, CAA Football's geographic footprint has only been further deepened up and down the East Coast, with schools located from Maine to North Carolina. This season's members include UAlbany, Elon, Delaware, James Madison, Maine, New Hampshire, Rhode Island, Richmond, Stony Brook, Towson, Villanova and William and Mary. While CAA Football officially began March 1, 2007, its roots date back more than 60 years.

On December 3, 1946, the Code of the Yankee Conference went into effect. Established as an all-sports conference for the New England land grant colleges, the six charter members included Connecticut, Maine, Massachusetts, New Hampshire, Rhode Island and Vermont. Upon the formation of Division I-AA football in 1978, the league disbanded all sports except for football. Delaware and Richmond were admitted to the conference in 1986, Villanova was added in 1988 and James Madison, Northeastern and William and Mary joined the league in 1993. The Atlantic 10 assumed operational control of the conference from 1997-2006, with Hofstra becoming part of the league in 2001 and Towson joining the group in 2004. UAlbany and Stony Brook were welcomed to the league in 2013, with Elon making its debut in the CAA for the 2014 season.

### CAA Football Staff

Commissioner . . . . . Tom Yeager  
Associate Commissioner/Digital Strategies, Football . . . . . Scott Meyer  
Director of Football Communications & Operations . . . . . Eric Wieberg  
Supervisor of Football Officials . . . . . Jim Macconaghy  
Senior Associate Commissioner/Internal Ops., Compliance . . . . . Kathleen Batterson  
Associate Commissioner/Broadcast Services . . . . . Pete Hock  
Associate Commissioner/Communications . . . . . Rob Washburn  
Director of Video Services . . . . . Bobby Broyles  
Director of Video Services . . . . . Alex Souza  
Chief Operating Officer . . . . . Cindy Williams  
Address . . . . . 8625 Patterson Avenue  
Richmond, VA 23229  
Wieberg E-mail . . . . . ewieberg@caasports.com  
Phone . . . . . (804) 754-1616  
Fax . . . . . (804) 754-1973/(804) 754-1830



Tom Yeager



Eric Wieberg



# 2013 CAA FOOTBALL

## 2013 CAA Football Standings

	-----CONFERENCE-----				-----OVERALL-----							
	W-L	Pct.	PF	PA	W-L	Pct.	PF	PA	Home	Away	Neutral	Streak
*#Maine	7-1	.875	257	169	10-3	.769	387	287	5-1	5-2	0-0	Lost 2
#Towson	6-2	.750	280	201	13-3	.812	585	383	4-2	9-0	0-1	Lost 1
#New Hampshire	6-2	.750	241	161	10-5	.667	462	345	6-0	4-5	0-0	Lost 1
Villanova	5-3	.625	264	188	6-5	.545	337	245	4-1	2-4	0-0	Won 2
Delaware	4-4	.500	244	263	7-5	.583	393	379	5-2	2-3	0-0	Lost 3
William & Mary	4-4	.500	143	117	7-5	.583	252	168	5-1	2-4	0-0	Lost 2
Richmond	4-4	.500	237	230	6-6	.500	332	286	4-2	2-4	0-0	Won 4
<b>James Madison</b>	<b>3-5</b>	<b>.375</b>	<b>210</b>	<b>213</b>	<b>6-6</b>	<b>.500</b>	<b>339</b>	<b>289</b>	<b>6-1</b>	<b>0-5</b>	<b>0-0</b>	<b>Lost 3</b>
Stony Brook	3-5	.375	174	200	5-6	.455	245	242	2-3	3-3	0-0	Won 2
Rhode Island	2-6	.250	63	247	3-9	.250	159	402	2-3	1-6	0-0	Lost 4
UAlbany	0-8	.000	133	257	1-11	.083	221	412	0-5	1-6	0-0	Lost 10

\* - CAA Football Champion

# - NCAA Division I Football Championship Participant

### 2013 CAA Football Major Awards

(as voted on by the head coaches)

#### Offensive Player Of The Year

Terrance West, Towson, Jr., RB

#### Defensive Player Of The Year

Stephon Robertson, James Madison, Sr., LB

#### Special Teams Player Of The Year

Tre McBride, William and Mary, Jr.

#### Offensive Rookie Of The Year

Darius Victor, Towson, Fr., RB

#### Defensive Rookie Of The Year

Christophe Mulumba, Maine, R-Fr., LB

#### Student Athlete Of The Year

Marcus Wasilewski, Maine

#### Coach Of The Year

Jack Cosgrove, Maine

### 2013 All-CAA Football First Team

(as voted on by the head coaches)

#### Offense

QB . . . Marcus Wasilewski, Maine, Sr.  
 RB . . . Omar Osbourne, UAlbany, Jr.  
**RB . . . Dae'Quan Scott, James Madison, Sr.**  
 RB . . . Terrance West, Towson, Jr.  
 FB/HB . Emmanuel Holder, Towson, Soph.  
 WR . . . Ben Edwards, Richmond, Sr.  
 WR . . . R.J. Harris, New Hampshire, Jr.  
 WR . . . Tre McBride, William & Mary, Jr.  
 TE . . . Justin Perillo, Maine, Sr.  
 OL . . . Matt Crisafi, William & Mary, Sr.  
 OL . . . Jeff Gakos, Maine, Sr.  
 OL . . . Austin Gund, Richmond, Jr.  
 OL . . . Randall Harris, Towson, Sr.  
 OL . . . Eric Pike, Towson, Sr.  
 PK . . . Sean Decloux, Maine, Soph.  
 KR . . . Mackenzie Elliott, Rhode Island, Sr.  
 PR . . . Rob Jones, Delaware, Sr.

#### Defense

DL . . . Rakim Cox, Villanova, Sr.  
 DL . . . Ryan Delaire, Towson, Jr.  
 DL . . . Zach Kerr, Delaware, Sr.  
 DL . . . Mike Reilly, William & Mary, Jr.  
**DL . . . Jordan Stanton, James Madison, Sr.**  
 LB . . . Telvion Clark, Towson, Sr.  
 LB . . . Airek Green, William & Mary, Jr.  
 LB . . . Christophe Mulumba, Maine, Fr.  
 LB . . . Luke Rhodes, William & Mary, Soph.  
**LB . . . Stephon Robertson, James Madison, Sr.**  
 CB . . . Kendall James, Maine, Sr.  
 CB . . . Jordan Love, Towson, Sr.  
 S . . . . Christian Carpenter, Towson, Soph.  
 S . . . . Jerome Couplin III, William & Mary, Sr.  
 P . . . . Nick Ferrara, Stony Brook, Sr.

### 2013 All-CAA Football Second Team

#### Offense

QB . . . John Robertson, Villanova, Soph.  
 RB . . . Andrew Pierce, Delaware, Sr.  
 RB . . . Nico Steriti, New Hampshire, Jr.  
 FB/HB . Seth Fisher, Richmond, Soph.  
 WR . . . Stephen Barnette, Richmond, Jr.  
 WR . . . Malcolm Eugene, Stony Brook, Sr.  
 WR . . . Michael Johnson, Delaware, Jr.  
 TE . . . Nick Boyle, Delaware, Jr.  
 OL . . . Ricky Archer, New Hampshire, Sr.  
 OL . . . Josh Bucci, Villanova, Sr.  
 OL . . . Joe Hook, Maine, Sr.  
 OL . . . Bobby Kennedy, Delaware, Sr.  
**OL . . . Josh Wells, James Madison, Sr.**  
 PK . . . Brandon Jordi, Richmond, Soph.  
 KR . . . Tre McBride, William & Mary, Jr.  
 PR . . . Robbie Jackson, Rhode Island, Jr.

#### Defense

DL . . . Michael Cole, Maine, Sr.  
 DL . . . Evan Kelly, Richmond, Soph.  
 DL . . . Antoine Lewis, Villanova, Sr.  
 DL . . . Josh Moody, Rhode Island, Sr.  
**DL . . . Tyler Snow, James Madison, Sr.**  
 LB . . . Andrew Bose, Rhode Island, Jr.  
 LB . . . Pat Callaway, Delaware, Jr.  
 LB . . . Don Cherry, Villanova, Soph.  
 LB . . . Jawara Dudley, Stony Brook, Sr.  
 LB . . . Monte Gaddis, Towson, Sr.  
 CB . . . Craig James, Villanova, Sr.  
 CB . . . Tye Smith, Towson, Jr.  
**S . . . . Dean Marlowe, James Madison, Jr.**  
 S . . . . Christian Ricard, Stony Brook, Jr.  
 P . . . . Eric Enderson, Delaware, Fr.

### 2013 All-CAA Football Third Team

#### Offense

QB . . . Michael Strauss, Richmond, Jr.  
 RB . . . Mikal Abdul-Saboor, William & Mary, Soph.  
 RB . . . Kevin Monangai, Villanova, Jr.  
 FB/HB . Darnell Laws, William & Mary, Jr.  
 WR . . . John Ebeling, Maine, Sr.  
 WR . . . Leon Kinnard, Towson, Sr.  
 WR . . . Justin Mello, New Hampshire, Sr.  
 WR . . . Spencer Wilkins, Towson, Jr.  
 TE . . . Harold Spears, New Hampshire, Jr.  
 OL . . . Andrew Belizaire, Rhode Island, Sr.  
 OL . . . Ross Hall, Villanova, Jr.  
 OL . . . Brandon Heath, Delaware, Sr.  
 OL . . . Seamus O'Neill, New Hampshire, Sr.  
 OL . . . Doug Shaw, Towson, Sr.  
 PK . . . John Carpenter, William & Mary, Jr.  
 KR . . . Derrick Joseph, Towson, Jr.  
**PR . . . . Dean Marlowe, James Madison, Jr.**

#### Defense

DL . . . Trevor Bates, Maine, Soph.  
 DL . . . Andrew Smith, UAlbany, Sr.  
 DL . . . James Timmins, Rhode Island, Sr.  
 DL . . . Kerry Wynn, Richmond, Sr.  
 LB . . . Akil Anderson, New Hampshire, Soph.  
 LB . . . Christian Dorsey, UAlbany, Jr.  
 LB . . . Aaron Roane, Richmond, Jr.  
**LB . . . . Gage Steele, James Madison, Fr.**  
 LB . . . Eric Wright, Richmond, Jr.  
 CB . . . DeAndre Houston-Carson,  
 . . . . . William & Mary, Soph.  
 CB . . . Wayne Pettus, Richmond, Sr.  
 S . . . . Manny Asam, New Hampshire, Sr.  
 S . . . . Cameron McCurry, Villanova, Soph.  
 P . . . . Mark Hamilton, Villanova, Sr.



# 2013 CAA TEAM LEADERS

## Scoring Offense

	G	TD	XP	2XP	DXP	FG	Saf	Pts	Avg
1. Towson	16	81	70	4	0	7	0	585	36.6
2. Delaware	12	54	43	3	1	6	0	393	32.8
3. New Hampshire	15	60	43	6	0	15	1	462	30.8
4. Villanova	11	45	43	0	0	8	0	337	30.6
5. Maine	13	49	45	0	0	16	0	387	29.8
<b>6. James Madison</b>	<b>12</b>	<b>44</b>	<b>35</b>	<b>2</b>	<b>0</b>	<b>12</b>	<b>0</b>	<b>339</b>	<b>28.2</b>
7. Richmond	12	40	28	5	0	18	0	332	27.7
8. Stony Brook	11	30	29	0	0	12	0	245	22.3
9. William & Mary	12	30	27	0	0	15	0	252	21.0
10. UAlbany	12	27	22	1	0	11	1	221	18.4
11. Rhode Island	12	20	15	0	0	8	0	159	13.2

## Rushing Offense

	G	Att	Yds	Avg	TD	Yds/G
1. Villanova	11	480	2760	5.8	27	250.9
2. Towson	16	712	3830	5.4	55	239.4
3. New Hampshire	15	597	2893	4.8	30	192.9
4. Delaware	12	447	2124	4.8	24	177.0
5. Maine	13	492	2269	4.6	21	174.5
<b>6. James Madison</b>	<b>12</b>	<b>517</b>	<b>2071</b>	<b>4.0</b>	<b>16</b>	<b>172.6</b>
7. UAlbany	12	470	1820	3.9	18	151.7
8. William & Mary	12	470	1787	3.8	15	148.9
9. Stony Brook	11	454	1587	3.5	16	144.3
10. Rhode Island	12	486	1658	3.4	9	138.2
11. Richmond	12	380	1358	3.6	11	113.2

## Scoring Defense

	G	TD	XP	2XP	DXP	FG	Saf	Pts	Avg
1. William & Mary	12	20	19	1	0	9	0	168	14.0
2. Stony Brook	11	30	23	2	0	11	1	242	22.0
3. Maine	13	39	32	1	1	5	1	287	22.1
4. Villanova	11	31	20	3	0	11	0	245	22.3
5. New Hampshire	15	42	38	1	0	17	1	345	23.0
6. Richmond	12	34	31	0	0	17	0	286	23.8
7. Towson	16	50	40	5	0	11	0	383	23.9
<b>8. James Madison</b>	<b>12</b>	<b>36</b>	<b>31</b>	<b>2</b>	<b>0</b>	<b>12</b>	<b>1</b>	<b>289</b>	<b>24.1</b>
9. Delaware	12	50	41	1	0	12	0	379	31.6
10. Rhode Island	12	53	51	0	0	11	0	402	33.5
11. UAlbany	12	52	40	2	0	18	1	412	34.3

## Rushing Defense

	G	Rushes	Yards	Avg.	TD	Yds/G
<b>1. James Madison</b>	<b>12</b>	<b>442</b>	<b>1183</b>	<b>2.7</b>	<b>11</b>	<b>98.6</b>
2. William & Mary	12	435	1412	3.2	11	117.7
3. Villanova	11	396	1373	3.5	15	124.8
4. Towson	16	552	2026	3.7	20	126.6
5. Stony Brook	11	383	1432	3.7	9	130.2
6. Richmond	12	406	1655	4.1	18	137.9
7. Maine	13	494	2149	4.4	20	165.3
8. New Hampshire	15	589	2539	4.3	18	169.3
9. Delaware	12	530	2300	4.3	19	191.7
10. UAlbany	12	520	2421	4.7	32	201.8
11. Rhode Island	12	482	2594	5.4	29	216.2

## Pass Offense

	G	Att	Cmp	Int	Pct.	Yds	Avg	TD	Yds/G
1. Richmond	12	533	350	9	65.7	3939	7.4	28	328.2
2. Maine	13	416	280	9	67.3	3273	7.9	25	251.8
3. Delaware	12	381	237	10	62.2	2880	7.6	27	240.0
4. New Hampshire	15	490	294	12	60.0	3593	7.3	25	239.5
<b>5. James Madison</b>	<b>12</b>	<b>385</b>	<b>229</b>	<b>15</b>	<b>59.5</b>	<b>2813</b>	<b>7.3</b>	<b>23</b>	<b>234.4</b>
6. Towson	16	413	266	13	64.4	3622	8.8	19	226.4
7. Stony Brook	11	290	167	9	57.6	2367	8.2	13	215.2
8. UAlbany	12	390	217	11	55.6	2431	6.2	9	202.6
9. Villanova	11	252	172	8	68.3	2008	8.0	15	182.5
10. William & Mary	12	299	160	6	53.5	2040	6.8	10	170.0
11. Rhode Island	12	366	194	13	53.0	1917	5.2	10	159.8

## Total Offense

	G	Rush	Pass	Plays	Yards	Avg/P	TD	Yds/G
1. Towson	16	3830	3622	1125	7452	6.6	74	465.8
2. Richmond	12	1358	3939	913	5297	5.8	39	441.4
3. Villanova	11	2760	2008	732	4768	6.5	42	433.5
4. New Hampshire	15	2893	3593	1087	6486	6.0	55	432.4
5. Maine	13	2269	3273	908	5542	6.1	46	426.3
6. Delaware	12	2124	2880	828	5004	6.0	51	417.0
<b>7. James Madison</b>	<b>12</b>	<b>2071</b>	<b>2813</b>	<b>902</b>	<b>4884</b>	<b>5.4</b>	<b>39</b>	<b>407.0</b>
8. Stony Brook	11	1587	2367	744	3954	5.3	29	359.5
9. UAlbany	12	1820	2431	860	4251	4.9	27	354.2
10. William & Mary	12	1787	2040	769	3827	5.0	25	318.9
11. Rhode Island	12	1658	1917	852	3575	4.2	19	297.9

## Pass Defense

	G	Att	Cmp	Int	Pct.	Yds	Avg	TD	Yds/G
1. Maine	13	381	180	14	47.2	2300	6.0	17	176.9
2. William & Mary	12	409	242	9	59.2	2249	5.5	8	187.4
3. Stony Brook	11	328	192	6	58.5	2147	6.5	19	195.2
4. Richmond	12	374	231	17	61.8	2644	7.1	12	220.3
5. Rhode Island	12	335	215	8	64.2	2681	8.0	21	223.4
6. New Hampshire	15	520	304	15	58.5	3572	6.9	22	238.1
7. Towson	16	596	374	16	62.8	3839	6.4	28	239.9
8. Villanova	11	353	235	10	66.6	2671	7.6	14	242.8
<b>9. James Madison</b>	<b>12</b>	<b>426</b>	<b>257</b>	<b>10</b>	<b>60.3</b>	<b>3015</b>	<b>7.1</b>	<b>24</b>	<b>251.2</b>
10. Delaware	12	371	227	12	61.2	3023	8.1	26	251.9
11. UAlbany	12	374	242	4	64.7	3038	8.1	18	253.2



Josh Wells



# 2013 CAA TEAM LEADERS

## Total Defense

	G	Rush	Pass	Pls	Yards	Avg	TD	Yds/G
1. William & Mary	12	1412	2249	844	3661	4.3	19	305.1
2. Stony Brook	11	1432	2147	711	3579	5.0	28	325.4
3. Maine	13	2149	2300	875	4449	5.1	37	342.2
<b>4. James Madison</b>	<b>12</b>	<b>1183</b>	<b>3015</b>	<b>868</b>	<b>4198</b>	<b>4.8</b>	<b>35</b>	<b>349.8</b>
5. Richmond	12	1655	2644	780	4299	5.5	30	358.2
6. Towson	16	2026	3839	1148	5865	5.1	48	366.6
7. Villanova	11	1373	2671	749	4044	5.4	29	367.6
8. New Hampshire	15	2539	3572	1109	6111	5.5	40	407.4
9. Rhode Island	12	2594	2681	817	5275	6.5	50	439.6
10. Delaware	12	2300	3023	901	5323	5.9	45	443.6
11. UAlbany	12	2421	3038	894	5459	6.1	50	454.9

## Kickoff Returns

	G	Ret	Yds	TD	Avg
1. William & Mary	12	28	697	0	24.9
2. Rhode Island	12	60	1342	0	22.4
<b>3. James Madison</b>	<b>12</b>	<b>43</b>	<b>948</b>	<b>1</b>	<b>22.0</b>
4. Maine	13	48	1057	1	22.0
5. Delaware	12	52	1084	1	20.8
6. Richmond	12	30	566	0	18.9
7. New Hampshire	15	52	979	1	18.8
8. Towson	16	58	1070	2	18.4
9. Villanova	11	35	636	0	18.2
10. UAlbany	12	55	990	0	18.0
11. Stony Brook	11	36	611	0	17.0

## Punt Return Avg

	G	Ret	Yds	TD	Avg
1. Delaware	12	16	178	1	11.1
2. Rhode Island	12	15	153	0	10.2
3. Richmond	12	19	181	0	9.5
<b>4. James Madison</b>	<b>12</b>	<b>26</b>	<b>226</b>	<b>2</b>	<b>8.7</b>
5. William & Mary	12	18	127	0	7.1
6. New Hampshire	15	26	171	1	6.6
7. Stony Brook	11	19	114	0	6.0
8. Maine	13	32	174	0	5.4
9. Villanova	11	12	58	0	4.8
10. Towson	16	20	45	0	2.2
11. UAlbany	12	13	1	0	0.1

## Punting

	G	No.	Yards	Avg/P	PR	Avg	TBg	Net/P
1. Delaware	12	60	2701	45.0	153	2.5	3	41.5
2. Villanova	11	45	1835	40.8	79	1.8	1	38.6
3. Stony Brook	11	48	2057	42.9	167	3.5	4	37.7
4. New Hampshire	15	72	2975	41.3	134	1.9	9	37.0
5. UAlbany	12	62	2433	39.2	83	1.3	3	36.9
6. William & Mary	12	65	2536	39.0	110	1.7	5	35.8
7. Towson	16	50	1867	37.3	88	1.8	2	34.8
8. Rhode Island	12	88	3212	36.5	61	0.7	5	34.7
9. Maine	13	64	2467	38.5	106	1.7	10	33.8
<b>10. James Madison</b>	<b>12</b>	<b>61</b>	<b>2285</b>	<b>37.5</b>	<b>150</b>	<b>2.5</b>	<b>5</b>	<b>33.4</b>
11. Richmond	12	54	2007	37.2	141	2.6	6	32.3

## Pass Efficiency

	G	Att	Cmp	Pct	Int	Yds	TD	Effic
1. Maine	13	416	280	67.3	9	3273	25	148.9
2. Villanova	11	252	172	68.3	8	2008	15	148.5
3. Towson	16	413	266	64.4	13	3622	19	147.0
4. Delaware	12	381	237	62.2	10	2880	27	143.8
5. Richmond	12	533	350	65.7	9	3939	28	141.7
6. Stony Brook	11	290	167	57.6	9	2367	13	134.7
7. New Hampshire	15	490	294	60.0	12	3593	25	133.5
<b>8. James Madison</b>	<b>12</b>	<b>385</b>	<b>229</b>	<b>59.5</b>	<b>15</b>	<b>2813</b>	<b>23</b>	<b>132.8</b>
9. William & Mary	12	299	160	53.5	6	2040	10	117.8
10. UAlbany	12	390	217	55.6	11	2431	9	110.0
11. Rhode Island	12	366	194	53.0	13	1917	10	98.9



Stephon Robertson

## Turnover Margin

	G	Gained			Lost			Mar	Per/G
		Fum	Int	Tot	Fum	Int	Tot		
1. William & Mary	12	11	9	20	9	6	15	+5	0.42
2. Richmond	12	7	17	24	11	9	20	+4	0.33
3. Maine	13	6	14	20	7	9	16	+4	0.31
4. New Hampshire	15	11	15	26	10	12	22	+4	0.27
5. Towson	16	19	16	35	20	13	33	+2	0.12
6. Villanova	11	5	10	15	9	8	17	-2	-0.18
Stony Brook	11	6	6	12	5	9	14	-2	-0.18
8. Rhode Island	12	10	8	18	8	13	21	-3	-0.25
Delaware	12	7	12	19	12	10	22	-3	-0.25
10. UAlbany	12	9	4	13	7	11	18	-5	-0.42
<b>11. James Madison</b>	<b>12</b>	<b>7</b>	<b>10</b>	<b>17</b>	<b>8</b>	<b>15</b>	<b>23</b>	<b>-6</b>	<b>-0.50</b>

## Pass Def Efficiency

	G	Att	Cmp	Int	Pct.	Yds	TD	Effic
1. Maine	13	381	180	14	47.2	2300	17	105.3
2. William & Mary	12	409	242	9	59.2	2249	8	107.4
3. Richmond	12	374	231	17	61.8	2644	12	122.6
4. New Hampshire	15	520	304	15	58.5	3572	22	124.4
5. Towson	16	596	374	16	62.8	3839	28	127.0
6. Stony Brook	11	328	192	6	58.5	2147	19	129.0
<b>7. James Madison</b>	<b>12</b>	<b>426</b>	<b>257</b>	<b>10</b>	<b>60.3</b>	<b>3015</b>	<b>24</b>	<b>133.7</b>
8. Villanova	11	353	235	10	66.6	2671	14	137.6
9. Delaware	12	371	227	12	61.2	3023	26	146.3
10. UAlbany	12	374	242	4	64.7	3038	18	146.7
11. Rhode Island	12	335	215	8	64.2	2681	21	147.3



# 2013 GAA TEAM LEADERS

## First Downs

	G	Rush	Pass	Pen	Total
1. Towson	16	185	159	17	361
2. New Hampshire	15	144	167	18	329
3. Richmond	12	93	188	18	299
4. Maine	13	114	144	11	269
<b>5. James Madison</b>	<b>12</b>	<b>129</b>	<b>117</b>	<b>18</b>	<b>264</b>
6. Delaware	12	105	132	13	250
7. Villanova	11	142	86	10	238
8. UAlbany	12	102	113	22	237
9. Stony Brook	11	101	97	11	209
10. William & Mary	12	89	99	15	203
11. Rhode Island	12	95	88	15	198

## 3rd Down Conversions

	G	Conv	Att	Pct
1. Richmond	12	86	175	49.1
2. Towson	16	100	204	49.0
3. Maine	13	82	184	44.6
4. Delaware	12	70	169	41.4
5. New Hampshire	15	90	221	40.7
6. Villanova	11	50	125	40.0
<b>7. James Madison</b>	<b>12</b>	<b>73</b>	<b>183</b>	<b>39.9</b>
8. Stony Brook	11	58	152	38.2
9. William & Mary	12	62	164	37.8
10. Rhode Island	12	60	193	31.1
11. UAlbany	12	52	177	29.4

## Opponent 1st Downs

	G	Rush	Pass	Pen	Total
1. Stony Brook	11	79	100	24	203
2. Villanova	11	76	126	10	212
3. William & Mary	12	95	108	13	216
4. Richmond	12	81	123	18	222
<b>5. James Madison</b>	<b>12</b>	<b>75</b>	<b>139</b>	<b>15</b>	<b>229</b>
6. Rhode Island	12	101	119	15	235
7. Maine	13	111	103	25	239
8. Delaware	12	131	132	17	280
9. UAlbany	12	124	140	18	282
10. New Hampshire	15	138	155	17	310
11. Towson	16	129	193	24	346

## Opp 3rd Down Conversions

	G	Conv	Att	Pct
1. William & Mary	12	61	185	33.0
2. Richmond	12	57	158	36.1
3. Towson	16	82	223	36.8
4. Delaware	12	64	173	37.0
5. Maine	13	69	185	37.3
6. Rhode Island	12	64	169	37.9
<b>7. James Madison</b>	<b>12</b>	<b>74</b>	<b>190</b>	<b>38.9</b>
8. Stony Brook	11	61	152	40.1
9. New Hampshire	15	93	230	40.4
10. Villanova	11	79	171	46.2
11. UAlbany	12	82	175	46.9

## Sacks By

	G	Sacks	Yards
1. New Hampshire	15	43	239
2. Towson	16	41	217
<b>3. James Madison</b>	<b>12</b>	<b>39</b>	<b>247</b>
4. William & Mary	12	31	201
5. Maine	13	30	221
6. Stony Brook	11	25	182
7. Delaware	12	24	143
8. Richmond	12	21	113
Villanova	11	21	129
10. UAlbany	12	18	122
11. Rhode Island	12	16	115

## Sacks Against

	G	Sacks	Yards
1. Towson	16	15	99
2. Rhode Island	12	16	91
3. Delaware	12	18	159
4. Richmond	12	22	155
5. William & Mary	12	24	138
6. Maine	13	27	141
UAlbany	12	27	191
8. Stony Brook	11	28	194
9. Villanova	11	29	136
<b>10. James Madison</b>	<b>12</b>	<b>31</b>	<b>185</b>
11. New Hampshire	15	38	236

## Penalties

	G	No	Yds	Avg/G
1. William & Mary	12	49	386	32.2
2. Villanova	11	47	465	42.3
3. New Hampshire	15	71	673	44.9
4. Rhode Island	12	58	552	46.0
5. Richmond	12	67	602	50.2
6. Delaware	12	68	614	51.2
7. Stony Brook	11	69	617	56.1
8. Maine	13	77	731	56.2
9. Towson	16	110	936	58.5
10. UAlbany	12	78	710	59.2
<b>11. James Madison</b>	<b>12</b>	<b>78</b>	<b>741</b>	<b>61.8</b>

## Field Goals

	G	Made	Att	Pct
1. Villanova	11	8	10	.800
Rhode Island	12	8	10	.800
3. Richmond	12	18	23	.783
4. Maine	13	16	21	.762
5. New Hampshire	15	15	20	.750
6. William & Mary	12	15	21	.714
<b>7. James Madison</b>	<b>12</b>	<b>12</b>	<b>17</b>	<b>.706</b>
8. UAlbany	12	11	16	.688
9. Stony Brook	11	12	21	.571
10. Delaware	12	6	11	.545
11. Towson	16	7	16	.438



Tyler Snow



# 2013 CAA TEAM LEADERS

## Opponent Penalties

	G	No	Yds	Avg/G
1. UAlbany	12	85	808	67.3
2. Richmond	12	76	634	52.8
<b>3. James Madison</b>	<b>12</b>	<b>69</b>	<b>599</b>	<b>49.9</b>
4. Rhode Island	12	69	573	47.8
5. Towson	16	89	763	47.7
6. Maine	13	55	599	46.1
7. Villanova	11	57	497	45.2
8. Delaware	12	60	521	43.4
9. New Hampshire	15	64	623	41.5
10. William & Mary	12	49	451	37.6
11. Stony Brook	11	47	398	36.2

## PAT Kicking

	G	Made	Att	Pct
1. Villanova	11	43	44	.977
2. Stony Brook	11	29	30	.967
3. Maine	13	45	48	.938
4. Towson	16	70	76	.921
<b>James Madison</b>	<b>12</b>	<b>35</b>	<b>38</b>	<b>.921</b>
6. William & Mary	12	27	30	.900
7. Delaware	12	43	48	.896
New Hampshire	15	43	48	.896
9. UAlbany	12	22	25	.880
10. Richmond	12	28	32	.875
11. Rhode Island	12	15	18	.833

## 4th-Down Conversions

	G	Conv	Att	Pct
1. Towson	16	26	36	72.2
2. New Hampshire	15	14	24	58.3
3. Delaware	12	8	14	57.1
4. Richmond	12	6	11	54.5
5. Villanova	11	7	13	53.8
6. Stony Brook	11	9	18	50.0
UAlbany	12	20	40	50.0
8. Maine	13	7	15	46.7
<b>9. James Madison</b>	<b>12</b>	<b>9</b>	<b>20</b>	<b>45.0</b>
10. Rhode Island	12	6	25	24.0
11. William & Mary	12	2	11	18.2

## Time of Possession

	G	Total Time	Avg/G
1. Stony Brook	11	361:48	32:53
2. Maine	13	418:26	32:11
3. Towson	16	507:41	31:43
4. Richmond	12	378:10	31:30
5. William & Mary	12	365:09	30:25
6. Villanova	11	331:13	30:06
7. Rhode Island	12	349:21	29:06
<b>8. James Madison</b>	<b>12</b>	<b>347:02</b>	<b>28:55</b>
9. UAlbany	12	344:01	28:40
10. New Hampshire	15	420:54	28:03
11. Delaware	12	326:36	27:13

## Opp 4th-Down Conversions

	G	Conv	Att	Pct
1. Maine	13	6	21	28.6
2. Stony Brook	11	5	16	31.2
3. New Hampshire	15	15	33	45.5
4. Towson	16	24	46	52.2
<b>5. James Madison</b>	<b>12</b>	<b>9</b>	<b>17</b>	<b>52.9</b>
6. Rhode Island	12	11	19	57.9
7. UAlbany	12	10	17	58.8
8. William & Mary	12	13	22	59.1
Delaware	12	13	22	59.1
10. Richmond	12	9	15	60.0
11. Villanova	11	7	11	63.6

## Kickoff Coverage

	G	No.	Yds	Avg	Retn	TB	NetAvg
1. Stony Brook	11	50	3121	62.4	662	14	42.2
2. Delaware	12	70	4285	61.2	899	23	40.2
3. Maine	13	77	4527	58.8	1297	9	39.0
4. William & Mary	12	55	3334	60.6	694	20	38.9
5. New Hampshire	15	89	5020	56.4	1487	5	38.3
6. Towson	16	102	5665	55.5	1470	13	37.9
7. Villanova	11	61	3690	60.5	981	17	37.4
8. UAlbany	12	51	2848	55.8	946	2	36.3
<b>9. James Madison</b>	<b>12</b>	<b>69</b>	<b>3960</b>	<b>57.4</b>	<b>827</b>	<b>26</b>	<b>36.0</b>
10. Richmond	12	67	3739	55.8	1193	11	33.9
11. Rhode Island	12	38	2223	58.5	795	7	33.0

## Red Zone Offense

	G	RedZone	Percent	TDs	RP	FG-AT	Fumb/Int/Downs/Other
1. Villanova	11	42-48	87.5	34	23/11	8-8	3/1/2/0
2. William & Mary	12	33-38	86.8	20	14/6	13-17	1/0/0/0
3. Richmond	12	42-49	85.7	32	11/21	10-11	1/3/1/1
4. New Hampshire	15	51-63	81.0	37	21/16	14-18	0/3/5/0
<b>James Madison</b>	<b>12</b>	<b>34-42</b>	<b>81.0</b>	<b>24</b>	<b>12/12</b>	<b>10-14</b>	<b>0/0/4/0</b>
6. Maine	13	42-52	80.8	31	16/15	11-14	1/3/1/2
7. Delaware	12	42-53	79.2	38	21/17	4-7	0/1/3/4
8. Towson	16	61-79	77.2	56	47/9	5-11	3/2/5/2
9. Stony Brook	11	30-40	75.0	21	15/6	9-15	0/2/2/0
10. UAlbany	12	28-38	73.7	19	16/3	9-14	0/1/4/0
11. Rhode Island	12	20-31	64.5	15	8/7	5-6	1/1/7/1

## Red Zone Defense

	G	RedZone	Percent	TDs	RP	FG-AT	Fumb/Int/Downs/Other
1. Towson	16	46-61	75.4	36	19/17	10-13	2/4/4/2
2. William & Mary	12	25-33	75.8	17	11/6	8-10	0/0/4/2
3. Delaware	12	37-48	77.1	28	16/12	9-13	1/2/3/1
4. Richmond	12	34-44	77.3	23	14/9	11-13	2/4/1/1
5. Maine	13	31-40	77.5	27	17/10	4-7	0/2/4/0
<b>6. James Madison</b>	<b>12</b>	<b>33-42</b>	<b>78.6</b>	<b>25</b>	<b>10/15</b>	<b>8-9</b>	<b>0/4/3/1</b>
7. UAlbany	12	47-58	81.0	36	25/11	11-14	2/1/3/2
8. Rhode Island	12	39-48	81.2	30	19/11	9-14	0/3/1/0
9. New Hampshire	15	48-59	81.4	33	16/17	15-19	0/1/5/1
10. Villanova	11	31-37	83.8	23	14/9	8-11	0/1/1/1
11. Stony Brook	11	30-34	88.2	20	8/12	10-12	1/0/0/1

## On-Side Kick Success

	G	OnSide	Percent
1. Towson	16	1-1	100.0
William & Mary	12	1-1	100.0
Delaware	12	1-1	100.0
<b>James Madison</b>	<b>12</b>	<b>1-1</b>	<b>100.0</b>
5. Villanova	11	1-3	33.3
6. Richmond	12	0-1	0.0
Stony Brook	11	0-1	0.0
Rhode Island	12	0-1	0.0
New Hampshire	15	0-1	0.0
Maine	13	0-1	0.0
UAlbany	12	0-0	0.0

## On-Side Kick Allowed

	G	OnSide	Percent
<b>1. James Madison</b>	<b>12</b>	<b>0-1</b>	<b>0.0</b>
UAlbany	12	0-1	0.0
New Hampshire	15	0-0	0.0
Rhode Island	12	0-0	0.0
Stony Brook	11	0-0	0.0
William & Mary	12	0-0	0.0
Richmond	12	0-0	0.0
8. Towson	16	1-6	16.7
9. Villanova	11	1-2	50.0
10. Delaware	12	2-2	100.0
Maine	13	1-1	100.0



# CAA INDIVIDUAL LEADERS

## Rushing

	Team	Cl	G	Att	Yds	Avg	TD	Long	Yds/G	
1.	Terrance West	TOWSON	JR	16	413	25.9	6.1	41	79	156.8
2.	John Robertson	VU	SO	11	217	14.0	6.5	20	59	127.7
3.	Omar Osbourne	ALBANY	JR	12	277	12.0	4.4	12	36	100.5
4.	M. Abdul-Saboor	W&M	SO	9	175	8.2	4.7	6	17	91.6
5.	<b>Dae'Quan Scott</b>	<b>JMU</b>	<b>SR</b>	<b>12</b>	<b>239</b>	<b>10.4</b>	<b>4.4</b>	<b>8</b>	<b>50</b>	<b>86.7</b>
6.	James Kenner	SBU	JR	11	191	8.2	4.3	5	31	75.4
7.	Rickey Stevens	MAINE	SR	11	128	7.5	5.9	6	90	68.8
8.	Nico Steriti	UNH	JR	15	197	10.2	5.2	8	68	68.5
9.	Andrew Pierce	DELAWARE	SR	12	183	8.2	4.5	10	75	68.5
10.	Jacobi Green	RICHMOND	SO	9	109	5.6	5.2	2	53	62.9

## Interceptions

	Team	Cl	G	Int	Yds	TD	Long	Int/G	
1.	Wayne Pettus	RICHMOND	SR	12	5	59	0	43	0.42
2.	Cameron Mc Curry	VU	SO	11	4	37	0	25	0.36
3.	Travis Hawkins	DELAWARE	SR	12	4	100	0	66	0.33
4.	<b>Kwe'shon Williams</b>	<b>JMU</b>	<b>FR</b>	<b>10</b>	<b>3</b>	<b>47</b>	<b>0</b>	<b>27</b>	<b>0.30</b>
	Doug Johnson	URI	SR	10	3	1	0	1	0.30
6.	Christian Carpenter	TOWSON	SO	14	4	74	1	34	0.29
	Steven Thames	UNH	JR	14	4	57	2	38	0.29
8.	Airek Green	W&M	JR	12	3	58	1	25	0.25
	Axel Ofori	MAINE	JR	12	3	50	0	43	0.25
	Donnell Lewis	TOWSON	SO	16	4	38	1	38	0.25

## Passing Avg./Game

	Team	Cl	G	Att	Cmp	Int	Pct.	Yds	TD	Avg/G	
1.	Michael Strauss	RICHMOND	JR	12	509	333	8	65.4	3808	26	317.3
2.	Marcus Wasilewski	MAINE	SR	13	409	276	9	67.5	3238	25	249.1
3.	<b>Michael Birdsong</b>	<b>JMU</b>	<b>SO</b>	<b>12</b>	<b>376</b>	<b>227</b>	<b>15</b>	<b>60.4</b>	<b>2728</b>	<b>22</b>	<b>227.3</b>
4.	Trent Hurley	DELAWARE	JR	10	268	172	7	64.2	2207	22	220.7
5.	Lyle Negron	SBU	SR	11	288	167	9	58.0	2367	13	215.2
6.	Peter Athens	TOWSON	SR	15	353	228	12	64.6	3194	19	212.9
7.	Will Fiacchi	ALBANY	JR	12	372	207	8	55.6	2358	9	196.5
8.	John Robertson	VU	SO	11	247	169	7	68.4	1957	13	177.9
9.	Bob Bentsen	URI	SR	11	320	178	10	55.6	1669	9	151.7
10.	Sean Goldrich	UNH	SO	14	264	158	7	59.8	2076	14	148.3

## Pass Efficiency

	Team	Cl	G	Att	Cmp	Int	Pct.	Yds	TD	Eff.	
1.	Trent Hurley	DELAWARE	JR	10	268	172	7	64.2	2207	22	155.2
2.	Peter Athens	TOWSON	SR	15	353	228	12	64.6	3194	19	151.6
3.	Marcus Wasilewski	MAINE	SR	13	409	276	9	67.5	3238	25	149.8
4.	John Robertson	VU	SO	11	247	169	7	68.4	1957	13	146.7
5.	Michael Strauss	RICHMOND	JR	12	509	333	8	65.4	3808	26	142.0
6.	Sean Goldrich	UNH	SO	14	264	158	7	59.8	2076	14	138.1
7.	Lyle Negron	SBU	SR	11	288	167	9	58.0	2367	13	135.7
8.	<b>Michael Birdsong</b>	<b>JMU</b>	<b>SO</b>	<b>12</b>	<b>376</b>	<b>227</b>	<b>15</b>	<b>60.4</b>	<b>2728</b>	<b>22</b>	<b>132.6</b>
9.	Brent Caprio	W&M	SR	11	135	75	2	55.6	1018	5	128.2
10.	Will Fiacchi	ALBANY	JR	12	372	207	8	55.6	2358	9	112.6

## Total Offense

	Team	Cl	G	Rush	Pass	Plays	Total	Yds/G	
1.	Michael Strauss	RICHMOND	JR	12	-40	3808	564	3768	314.0
2.	John Robertson	VU	SO	11	1405	1957	464	3362	305.6
3.	Marcus Wasilewski	MAINE	SR	13	532	3238	565	3770	290.0
4.	<b>Michael Birdsong</b>	<b>JMU</b>	<b>SO</b>	<b>12</b>	<b>310</b>	<b>2728</b>	<b>505</b>	<b>3038</b>	<b>253.2</b>
5.	Trent Hurley	DELAWARE	JR	10	158	2207	330	2365	236.5
6.	Lyle Negron	SBU	SR	11	116	2367	366	2483	225.7
7.	Peter Athens	TOWSON	SR	15	169	3194	415	3363	224.2
8.	Will Fiacchi	ALBANY	JR	12	-43	2358	431	2315	192.9
9.	Bob Bentsen	URI	SR	11	390	1669	432	2059	187.2
10.	Sean Goldrich	UNH	SO	14	417	2076	398	2493	178.1

## Punt Return Avg.

	Team	Cl	G	Ret	Yds	TD	Long	Avg	
1.	Rob Jones	DELAWARE	SR	12	14	169	1	62	12.1
2.	Robbie Jackson	URI	SR	12	13	142	0	32	10.9
3.	Ben Edwards	RICHMOND	SR	9	12	124	0	17	10.3
4.	<b>Dean Marlowe</b>	<b>JMU</b>	<b>JR</b>	<b>12</b>	<b>14</b>	<b>104</b>	<b>0</b>	<b>31</b>	<b>7.4</b>
5.	Justin Flores	MAINE	SO	10	17	122	0	28	7.2
6.	Sherrod Baltimore	MAINE	SO	13	15	52	0	15	3.5

## Receptions/Game

	Team	Cl	G	Rec	Yds	TD	Long	Avg/C	Rec/G	
1.	Ben Edwards	RICHMOND	SR	9	74	706	5	59	9.5	8.22
2.	Stephen Barnette	RICHMOND	JR	12	76	1189	5	46	15.6	6.33
	R.J. Harris	UNH	JR	12	76	1004	5	60	13.2	6.33
4.	Malcolm Eugene	SBU	SR	10	57	894	5	91	15.7	5.70
5.	Tre McBride	W&M	JR	12	63	801	5	40	12.7	5.25
6.	Robbie Jackson	URI	SR	12	61	574	5	28	9.4	5.08
7.	Michael Johnson	DELAWARE	JR	12	60	1035	9	80	17.2	5.00
8.	Kevin Chillis	ALBANY	SR	12	59	664	5	51	11.3	4.92
9.	Justin Mello	UNH	SR	15	73	1038	10	57	14.2	4.87
10.	Poppy Livers	VU	JR	11	53	580	3	50	10.9	4.82

## Kick Return Avg

	Team	Cl	G	Ret	Yds	TD	Long	Avg	
1.	Tre McBride	W&M	JR	12	22	605	0	78	27.5
2.	Mackenzie Elliott	URI	SR	11	33	878	0	82	26.6
3.	Damarr Aultman	MAINE	JR	13	25	625	1	88	25.0
4.	<b>Dejor Simmons</b>	<b>JMU</b>	<b>JR</b>	<b>11</b>	<b>24</b>	<b>586</b>	<b>1</b>	<b>100</b>	<b>24.4</b>
5.	Dalton Crossan	UNH	FR	14	18	427	1	93	23.7
6.	Derrick Joseph	TOWSON	JR	16	35	819	2	95	23.4
7.	Michael Johnson	DELAWARE	JR	12	29	606	0	66	20.9
8.	Poppy Livers	VU	JR	11	16	323	0	45	20.2
9.	Kevin Chillis	ALBANY	SR	12	34	669	0	42	19.7
10.	Clay Harris	ALBANY	JR	10	13	246	0	49	18.9



Cameron Starke



# CAA INDIVIDUAL LEADERS

## Receive Yds/Game

	Team	C	G	Rec	Yds	TD	Long	Avg/C	Yds/G	
1.	Stephen Barnette	RICHMOND	JR	12	76	1189	5	46	15.6	99.1
2.	Malcolm Eugene	SBU	SR	10	57	894	5	91	15.7	89.4
3.	Michael Johnson	DELAWARE	JR	12	60	1035	9	80	17.2	86.2
4.	R.J. Harris	UNH	JR	12	76	1004	5	60	13.2	83.7
5.	Ben Edwards	RICHMOND	SR	9	74	706	5	59	9.5	78.4
6.	Justin Mello	UNH	SR	15	73	1038	10	57	14.2	69.2
7.	Tre McBride	W&M	JR	12	63	801	5	40	12.7	66.8
8.	<b>Daniel Brown</b>	<b>JMU</b>	<b>JR</b>	<b>11</b>	<b>42</b>	<b>665</b>	<b>8</b>	<b>56</b>	<b>15.8</b>	<b>60.5</b>
9.	Kevin Chillis	ALBANY	SR	12	59	664	5	51	11.3	55.3
10.	Adrian Coxson	SBU	JR	10	31	544	3	75	17.5	54.4

## Punting

	Team	C	G	Punt	Yds	Long	Avg	
1.	Eric Enderson	DELAWARE	FR	12	60	2701	69	45.0
2.	Nick Ferrara	SBU	SR	11	47	2035	68	43.3
3.	Mark Hamilton	VU	SR	11	44	1835	66	41.7
4.	Brad Prasky	UNH	JR	15	72	2975	77	41.3
5.	Jeffrey Ondish	MAINE	JR	13	57	2302	66	40.4
6.	Jonathan Martin	ALBANY	FR	12	61	2433	76	39.9
7.	Jake Ryder	TOWSON	FR	14	27	1071	54	39.7
8.	John Carpenter	W&M	JR	12	64	2529	53	39.5
9.	<b>Connor Arnone</b>	<b>JMU</b>	<b>SO</b>	<b>12</b>	<b>51</b>	<b>2011</b>	<b>66</b>	<b>39.4</b>
10.	Joe Gulli, Jr.	RICHMOND	SR	12	49	1919	63	39.2

## All Purpose

	Team	C	G	Rush	Rcv	PR	KR	Yds	Avg/G	
1.	Terrance West	TOWSON	JR	16	2509	258	0	2767	172.9	
2.	Michael Johnson	DELAWARE	JR	12	159	1035	0	606	1800	150.0
3.	Tre McBride	W&M	JR	12	68	801	59	605	1533	127.8
4.	John Robertson	VU	SO	11	1405	0	0	1405	127.7	
5.	<b>Dae'Quan Scott</b>	<b>JMU</b>	<b>SR</b>	<b>12</b>	<b>1040</b>	<b>329</b>	<b>119</b>	<b>0</b>	<b>1488</b>	<b>124.0</b>
6.	Kevin Chillis	ALBANY	SR	12	128	664	11	669	1472	122.7
7.	Omar Osbourne	ALBANY	JR	12	1206	163	0	0	1369	114.1
8.	Ben Edwards	RICHMOND	SR	9	138	706	124	0	968	107.6
9.	M. Abdul-Saboor	W&M	SO	9	824	87	0	0	911	101.2
10.	Stephen Barnette	RICHMOND	JR	12	0	1189	0	0	1189	99.1

## Scoring

	Team	C	G	TD	XPT	FG	2XP	Pts	Pts/G
1.	Terrance West	TOWSON	JR	16	42	0	0	252	15.8
2.	John Robertson	VU	SO	11	20	0	0	120	10.9
3.	Sean Decloux	MAINE	SO	13	0	45	16	93	7.2
4.	Brandon Jordi	RICHMOND	SO	12	0	28	18	82	6.8
5.	<b>Dae'Quan Scott</b>	<b>JMU</b>	<b>SR</b>	<b>12</b>	<b>13</b>	<b>0</b>	<b>0</b>	<b>78</b>	<b>6.5</b>
6.	Mark Hamilton	VU	SR	11	0	43	8	67	6.1
7.	Omar Osbourne	ALBANY	JR	12	12	0	0	72	6.0
	John Carpenter	W&M	JR	12	0	27	15	72	6.0
9.	<b>Cameron Starke</b>	<b>JMU</b>	<b>SR</b>	<b>12</b>	<b>0</b>	<b>33</b>	<b>12</b>	<b>69</b>	<b>5.8</b>
10.	Mike MacArthur	UNH	SR	15	0	41	15	86	5.7

## Scoring (TDS)

	Team	C	G	TD	Rush	Pass	Ret	PAT	Pts	Pts/G	
1.	Terrance West	TOWSON	JR	16	42	41	1	0	252	15.8	
2.	John Robertson	VU	SO	11	20	20	0	0	120	10.9	
3.	Dae'Quan Scott	JMU	SR	12	13	8	3	2	78	6.5	
4.	Omar Osbourne	ALBANY	JR	12	12	12	0	0	72	6.0	
5.	Michael Johnson	DELAWARE	JR	12	11	2	9	0	68	5.7	
6.	Andrew Pierce	DELAWARE	SR	12	11	10	1	0	66	5.5	
7.	Nigel Jones	MAINE	SO	12	10	8	2	0	60	5.0	
8.	<b>Daniel Brown</b>	<b>JMU</b>	<b>JR</b>	<b>11</b>	<b>8</b>	<b>0</b>	<b>8</b>	<b>0</b>	<b>48</b>	<b>4.4</b>	
9.	Chris Setian	UNH	SR	14	9	8	1	0	3	60	4.3
10.	Ben Edwards	RICHMOND	SR	9	6	1	5	0	1	38	4.2



Dae'Quan Scott

## Field Goals

	Team	C	G	FG	FGA	Pct.	FG/G	
1.	Brandon Jordi	RICHMOND	SO	12	18	78.3	1.50	
2.	John Carpenter	W&M	JR	12	15	21	71.4	1.25
3.	Sean Decloux	MAINE	SO	13	16	21	76.2	1.23
4.	<b>Cameron Starke</b>	<b>JMU</b>	<b>SR</b>	<b>12</b>	<b>12</b>	<b>17</b>	<b>70.6</b>	<b>1.00</b>
	Mike MacArthur	UNH	SR	15	15	20	75.0	1.00
6.	Tom O'Riordan	ALBANY	SO	12	11	16	68.8	0.92
7.	Dylan Smith	URI	JR	10	8	10	80.0	0.80
8.	Mark Hamilton	VU	SR	11	8	9	88.9	0.73
9.	Sean Baner	DELAWARE	SR	12	6	11	54.5	0.50
10.	Nick Ferrara	SBU	SR	11	4	10	40.0	0.36

## Scoring (Kick)

	Team	C	G	PATs	FGs	Pts	Pts/G	
1.	Sean Decloux	MAINE	SO	13	45-48	16-21	93	7.2
2.	Brandon Jordi	RICHMOND	SO	12	28-32	18-23	82	6.8
3.	Mark Hamilton	VU	SR	11	43-44	8-9	67	6.1
4.	John Carpenter	W&M	JR	12	27-30	15-21	72	6.0
5.	<b>Cameron Starke</b>	<b>JMU</b>	<b>SR</b>	<b>12</b>	<b>33-36</b>	<b>12-17</b>	<b>69</b>	<b>5.8</b>
6.	Mike MacArthur	UNH	SR	15	41-45	15-20	86	5.7
7.	Drew Evangelista	TOWSON	SR	16	69-73	5-12	84	5.2
8.	Sean Baner	DELAWARE	SR	12	43-48	6-11	61	5.1
9.	Tom O'Riordan	ALBANY	SO	12	22-25	11-16	55	4.6
10.	Dylan Smith	URI	JR	10	15-18	8-10	39	3.9

## Field Goal Pct.

	Team	C	G	FG	FGA	Long	Pct.	
1.	Dylan Smith	URI	JR	10	8	10	47	80.0
2.	Brandon Jordi	RICHMOND	SO	12	18	23	48	78.3
3.	Sean Decloux	MAINE	SO	13	16	21	42	76.2
4.	Mike MacArthur	UNH	SR	15	15	20	43	75.0
5.	John Carpenter	W&M	JR	12	15	21	47	71.4
6.	<b>Cameron Starke</b>	<b>JMU</b>	<b>SR</b>	<b>12</b>	<b>12</b>	<b>17</b>	<b>46</b>	<b>70.6</b>
7.	Tom O'Riordan	ALBANY	SO	12	11	16	39	68.8



# GAA INDIVIDUAL LEADERS

## PAT Kicking Pct.

	Team	Cl	G	Made	Att	Pct.	
1.	Nick Ferrara	SBU	SR	11	11	100.0	
2.	Mark Hamilton	VU	SR	11	43	97.7	
3.	Drew Evangelista	TOWSON	SR	16	69	73	94.5
4.	Sean DeCloux	MAINE	SO	13	45	48	93.8
5.	<b>Cameron Starke</b>	<b>JMU</b>	<b>SR</b>	<b>12</b>	<b>33</b>	<b>36</b>	<b>91.7</b>
6.	Mike MacArthur	UNH	SR	15	41	45	91.1
7.	John Carpenter	W&M	JR	12	27	30	90.0
8.	Sean Baner	DELAWARE	SR	12	43	48	89.6
9.	Tom O'Riordan	ALBANY	SO	12	22	25	88.0
10.	Brandon Jordi	RICHMOND	SO	12	28	32	87.5

## Tackles (All positions)

Player	Team	Cl	G	Pos	Solo	Ast	Total	Avg/G	Sack	
1.	<b>Stephon Robertson</b>	<b>JMU</b>	<b>SR</b>	<b>12</b>	<b>LB</b>	<b>52</b>	<b>89</b>	<b>141</b>	<b>11.8</b>	<b>5.0</b>
2.	Patrick Callaway	DELAWARE	JR	12	LB	53	67	120	10.0	1.0
3.	Jerome Couplin	W&M	SR	12	DB	70	43	113	9.4	0.0
4.	Christophe Mulumba	MAINE	FR	13	LB	32	86	118	9.1	1.5
5.	Telvion Clark	TOWSON	SR	16	LB	89	56	145	9.1	4.5
6.	Don Cherry	VU	SO	11	LB	60	39	99	9.0	1.0
7.	<b>Gage Steele</b>	<b>JMU</b>	<b>FR</b>	<b>12</b>	<b>LB</b>	<b>43</b>	<b>63</b>	<b>106</b>	<b>8.8</b>	<b>3.0</b>
8.	Christian Dorsey	ALBANY	JR	10		46	39	85	8.5	0.5
9.	Andrew Bose	URI	JR	9	LB	44	31	75	8.3	0.5
10.	Christian Ricard	SBU	JR	11	DB	63	28	91	8.3	0.0
11.	Akil Anderson	UNH	SO	15	LB	66	58	124	8.3	5.5
12.	Luke Rhodes	W&M	SO	12	LB	42	56	98	8.2	1.5
13.	Shane McNeely	UNH	JR	15	LB	63	57	120	8.0	6.0
14.	Olatunji Idowu	ALBANY	JR	12		51	43	94	7.8	0.0
15.	Cabrinni Goncalves	MAINE	SO	13	LB	46	55	101	7.8	6.5
16.	Monte Gaddis	TOWSON	SR	16	LB	72	52	124	7.8	2.5
17.	Eric Wright	RICHMOND	JR	11	LB	31	52	83	7.5	3.0
18.	Joey Harmon	VU	JR	11	LB	51	30	81	7.4	2.0
19.	Ivan Tague	W&M	JR	12	DB	42	46	88	7.3	1.5
20.	Christian Carpenter	TOWSON	SO	14	DB	56	42	98	7.0	0.0
	Walt Sparks	RICHMOND	SR	12	LB	31	53	84	7.0	1.0
22.	Randall Exantus	ALBANY	SR	12	CB	45	38	83	6.9	0.5
23.	Naim Cheeseboro	SBU	SO	10	DB	41	28	69	6.9	2.0
24.	Airek Green	W&M	JR	12	LB	53	29	82	6.8	4.0
25.	Manny Asam	UNH	SR	15	DB	66	35	101	6.7	1.0
26.	Justin Grant	RICHMOND	JR	12	DB	43	37	80	6.7	0.0
27.	Mario Rowson	DELAWARE	JR	12	DB	57	22	79	6.6	0.0
28.	Reggie Barnette	RICHMOND	JR	12	DB	39	39	78	6.5	1.0
29.	Tye Smith	TOWSON	JR	16	DB	75	28	103	6.4	1.0
30.	<b>Dean Marlowe</b>	<b>JMU</b>	<b>JR</b>	<b>12</b>	<b>DB</b>	<b>36</b>	<b>41</b>	<b>77</b>	<b>6.4</b>	<b>0.0</b>
31.	David Mackall	DELAWARE	JR	12	LB	34	41	75	6.2	2.0
32.	Tim Wienclaw	URI	JR	12	DB	45	28	73	6.1	1.0
33.	Troy Eastman	MAINE	SR	13	LB	31	47	78	6.0	0.5
34.	Donnell Lewis	TOWSON	SO	16	DB	61	34	95	5.9	0.0
35.	Jawara Dudley	SBU	SR	11	LB	34	30	64	5.8	1.0
36.	Craig James	VU	SR	11	DB	43	20	63	5.7	0.0
37.	Winston Longdon	SBU	SR	9	DB	41	10	51	5.7	0.0
38.	Jared Velasquez	W&M	SO	10	DB	28	28	56	5.6	0.0
	Kerry Wynn	RICHMOND	SR	10	DL	24	32	56	5.6	2.5
40.	Aaron Roane	RICHMOND	JR	12	LB	32	35	67	5.6	2.0
41.	Travis Hawkins	DELAWARE	SR	12	DB	42	24	66	5.5	0.0
42.	Cameron McCurry	VU	SO	11	DB	42	18	60	5.5	0.0
43.	Andre Scott	URI	SR	12	DB	41	24	65	5.4	1.0
	Alex Helmer	ALBANY	SR	12		37	28	65	5.4	2.0
45.	<b>Kwe'shon Williams</b>	<b>JMU</b>	<b>FR</b>	<b>10</b>	<b>CB</b>	<b>27</b>	<b>27</b>	<b>54</b>	<b>5.4</b>	<b>0.0</b>
46.	Hayden Knudson	UNH	SO	13	DB	45	23	68	5.2	0.5
47.	Antoine Lewis	VU	SR	11	DL	37	20	57	5.2	1.0
48.	DeAndre Houston-Cars	W&M	SO	12	CB	35	27	62	5.2	1.0
	<b>Titus Till</b>	<b>JMU</b>	<b>JR</b>	<b>12</b>	<b>SS</b>	<b>19</b>	<b>43</b>	<b>62</b>	<b>5.2</b>	<b>0.0</b>
	Michael Nicastro	ALBANY	FR	12		29	33	62	5.2	3.5

## Sacks

	Team	Cl	G	Pos	Solo	Ast	Yds	Total	Avg/G	
1.	Mike Reilly	W&M	JR	12	DL	11	1	86	11.5	0.96
2.	Michael Cole	MAINE	SR	10	DE	8	0	50	8.0	0.80
3.	Ryan Delaire	TOWSON	JR	15	DE	11	1	73	11.5	0.77
4.	Rakim Cox	VU	SR	11	DL	8	0	47	8.0	0.73
5.	Derrick Saulsberry	DELAWARE	JR	12	DE	6	4	45	8.0	0.67
	<b>Jordan Stanton</b>	<b>JMU</b>	<b>SR</b>	<b>12</b>	<b>DT</b>	<b>6</b>	<b>4</b>	<b>44</b>	<b>8.0</b>	<b>0.67</b>
7.	Brandon Lee	JMU	JR	12	DE	5	3	63	6.5	0.54
8.	Victor Ochi	SBU	SO	11	DL	5	1	45	5.5	0.50
	Cabrinni Goncalves	MAINE	SO	13	LB	6	1	36	6.5	0.50
	Evan Kelly	RICHMOND	JR	12	DL	5	2	32	6.0	0.50

## Tackles for Loss

	Team	Cl	G	Pos	Solo	Ast	Yds	Total	Avg/G	
1.	<b>Stephon Robertson</b>	<b>JMU</b>	<b>SR</b>	<b>12</b>	<b>LB</b>	<b>12</b>	<b>10</b>	<b>52</b>	<b>17.0</b>	<b>1.42</b>
2.	Andrew Smith	ALBANY	SR	12	DT	11	8	75	15.0	1.25
3.	Ryan Delaire	TOWSON	JR	15	DE	17	1	86	17.5	1.17
	Derrick Saulsberry	DELAWARE	JR	12	DE	11	6	69	14.0	1.17
5.	Cabrinni Goncalves	MAINE	SO	13	LB	11	8	56	15.0	1.15
6.	Don Cherry	VU	SO	11	LB	10	5	24	12.5	1.14
7.	James Timmins	URI	SR	12	DL	10	7	61	13.5	1.12
8.	Michael Cole	MAINE	SR	10	DE	10	2	57	11.0	1.10
9.	Mike Reilly	W&M	JR	12	DL	11	4	96	13.0	1.08
	Airek Green	W&M	JR	12	LB	12	2	55	13.0	1.08

## Fumbles Forces

	Team	Cl	G	Num	Avg/G	
1.	Mike Reilly	W&M	JR	12	4	0.33
2.	Telvion Clark	TOWSON	SR	16	5	0.31
3.	Donnell Lewis	TOWSON	SO	16	4	0.25
	<b>Gage Steele</b>	<b>JMU</b>	<b>FR</b>	<b>12</b>	<b>3</b>	<b>0.25</b>
5.	Andrew Bose	URI	JR	9	2	0.22
6.	Jared Velasquez	W&M	SO	10	2	0.20
	Christian Dorsey	ALBANY	JR	10	2	0.20
	Shane McNeely	UNH	JR	15	3	0.20
9.	<b>Stephon Robertson</b>	<b>JMU</b>	<b>SR</b>	<b>12</b>	<b>2</b>	<b>0.17</b>
	Jerome Couplin	W&M	SR	12	2	0.17



Dean Marlowe



# CAA INDIVIDUAL LEADERS

## Fumbles Rcvd.

	Team	Cl	G	Num	Avg/G	
1.	Ryan Delaire	TOWSON	JR	15	4	0.27
2.	Tim Wienclaw	URI	JR	12	3	0.25
3.	Telvion Clark	TOWSON	SR	16	3	0.19
4.	Michael Nicastro	ALBANY	FR	12	2	0.17
	Patrick Callaway	DELAWARE	JR	12	2	0.17
	<b>Bingham Togia</b>	<b>JMU</b>	<b>SR</b>	<b>12</b>	<b>2</b>	<b>0.17</b>
	Reggie Barnette	RICHMOND	JR	12	2	0.17
	Jasper Coleman	W&M	JR	12	2	0.17
9.	Khari Al-Mateen	MAINE	JR	13	2	0.15
10.	Christian Carpenter	TOWSON	SO	14	2	0.14

## Passes Defended

	Team	Cl	G	Brp	Int	Total	Avg/G	
1.	Casey DeAndrade	UNH	FR	14	20	3	23	1.64
2.	<b>Kwe'shon Williams</b>	<b>JMU</b>	<b>FR</b>	<b>10</b>	<b>8</b>	<b>3</b>	<b>11</b>	<b>1.10</b>
3.	DeAndre Houston-Cars	W&M	SO	12	11	2	13	1.08
	Axel Ofori	MAINE	JR	12	10	3	13	1.08
5.	Steven Thames	UNH	JR	14	11	4	15	1.07
6.	Wayne Pettus	RICHMOND	SR	12	7	5	12	1.00
7.	Reggie Barnette	RICHMOND	JR	12	9	2	11	0.92
8.	Tye Smith	TOWSON	JR	16	12	2	14	0.88
9.	Kendall James	MAINE	SR	13	9	2	11	0.85
10.	Ryan Smith	W&M	SR	12	9	1	10	0.83

## TACKLES (Ends/lineman)

	Player	Team	Cl	G	Pos	Solo	Ast	Total	Avg/G	Sack
1.	Kerry Wynn	RICHMOND	SR	10	DL	24	32	56	5.6	2.5
2.	Antoine Lewis	VU	SR	11	DL	37	20	57	5.2	1.0
3.	Andrew Smith	ALBANY	SR	12	DT	33	28	61	5.1	5.5
4.	Zach Kerr	DELAWARE	SR	12	DL	28	29	57	4.8	3.5
5.	<b>Tyler Snow</b>	<b>JMU</b>	<b>SR</b>	<b>10</b>	<b>DE</b>	<b>11</b>	<b>36</b>	<b>47</b>	<b>4.7</b>	<b>5.0</b>
6.	<b>Jordan Stanton</b>	<b>JMU</b>	<b>SR</b>	<b>12</b>	<b>DT</b>	<b>27</b>	<b>29</b>	<b>56</b>	<b>4.7</b>	<b>8.0</b>
7.	Patrick Ricard	MAINE	FR	13	DL	19	40	59	4.5	1.0
8.	Ryan Delaire	TOWSON	JR	15	DE	43	25	68	4.5	11.5
9.	James Timmins	URI	SR	12	DL	27	26	53	4.4	3.5
10.	Trevor Bates	MAINE	SO	13	DE	29	25	54	4.2	4.0
11.	Derrick Saulsbery	DELAWARE	JR	12	DE	23	25	48	4.0	8.0
12.	Sean McCann	UNH	SR	15	DT	30	29	59	3.9	5.0
13.	Karon Gibson	DELAWARE	SO	12	DL	20	27	47	3.9	1.0
	Evan Kelly	RICHMOND	JR	12	DL	14	33	47	3.9	6.0
	Mike Reilly	W&M	JR	12	DL	23	24	47	3.9	11.5
16.	Jon Desir	TOWSON	SO	16	DT	20	40	60	3.8	1.5
17.	Cody Muller	UNH	SR	15	DE	32	22	54	3.6	6.5
18.	Jasper Coleman	W&M	JR	12	DT	17	24	41	3.4	2.0
19.	<b>Alex Mosley</b>	<b>JMU</b>	<b>SO</b>	<b>12</b>	<b>DT</b>	<b>14</b>	<b>26</b>	<b>40</b>	<b>3.3</b>	<b>4.0</b>
20.	<b>Brandon Lee</b>	<b>JMU</b>	<b>JR</b>	<b>12</b>	<b>DE</b>	<b>12</b>	<b>27</b>	<b>39</b>	<b>3.2</b>	<b>6.5</b>
21.	Shomari Watts	URI	SR	12	DL	24	14	38	3.2	2.0
22.	Josh Moody	URI	SR	12	DL	16	21	37	3.1	1.0
	David Tinsley	DELAWARE	SO	12	DL	16	21	37	3.1	1.0
24.	<b>Bingham Togia</b>	<b>JMU</b>	<b>SR</b>	<b>12</b>	<b>DT</b>	<b>10</b>	<b>26</b>	<b>36</b>	<b>3.0</b>	<b>3.0</b>
	Victor Ochi	SBU	SO	11	DL	20	13	33	3.0	5.5



Jordan Stanton

## TACKLES (Defensive backs)

	Player	Team	Cl	G	Pos	Solo	Ast	Total	Avg/G	Sack
1.	Jerome Couplin	W&M	SR	12	DB	70	43	113	9.4	0.0
2.	Christian Ricard	SBU	JR	11	DB	63	28	91	8.3	0.0
3.	Ivan Tagoe	W&M	JR	12	DB	42	46	88	7.3	1.5
4.	Christian Carpenter	TOWSON	SO	14	DB	56	42	98	7.0	0.0
5.	Randall Exantus	ALBANY	SR	12	CB	45	38	83	6.9	0.5
6.	Naim Cheeseboro	SBU	SO	10	DB	41	28	69	6.9	2.0
7.	Manny Asam	UNH	SR	15	DB	66	35	101	6.7	1.0
8.	Justin Grant	RICHMOND	JR	12	DB	43	37	80	6.7	0.0
9.	Mario Rowson	DELAWARE	JR	12	DB	57	22	79	6.6	0.0
10.	Reggie Barnette	RICHMOND	JR	12	DB	39	39	78	6.5	1.0
11.	Tye Smith	TOWSON	JR	16	DB	75	28	103	6.4	1.0
12.	<b>Dean Marlowe</b>	<b>JMU</b>	<b>JR</b>	<b>12</b>	<b>DB</b>	<b>36</b>	<b>41</b>	<b>77</b>	<b>6.4</b>	<b>0.0</b>
13.	Tim Wienclaw	URI	JR	12	DB	45	28	73	6.1	1.0
14.	Donnell Lewis	TOWSON	SO	16	DB	61	34	95	5.9	0.0
15.	Craig James	VU	SR	11	DB	43	20	63	5.7	0.0
16.	Winston Longdon	SBU	SR	9	DB	41	10	51	5.7	0.0
17.	Jared Velasquez	W&M	SO	10	DB	28	28	56	5.6	0.0
18.	Travis Hawkins	DELAWARE	SR	12	DB	42	24	66	5.5	0.0
19.	Cameron McCurry	VU	SO	11	DB	42	18	60	5.5	0.0
20.	Andre Scott	URI	SR	12	DB	41	24	65	5.4	1.0
21.	<b>Kwe'shon Williams</b>	<b>JMU</b>	<b>FR</b>	<b>10</b>	<b>CB</b>	<b>27</b>	<b>27</b>	<b>54</b>	<b>5.4</b>	<b>0.0</b>
22.	Hayden Knudson	UNH	SO	13	DB	45	23	68	5.2	0.5
23.	DeAndre Houston-Cars	W&M	SO	12	CB	35	27	62	5.2	1.0
	<b>Titus Till</b>	<b>JMU</b>	<b>JR</b>	<b>12</b>	<b>SS</b>	<b>19</b>	<b>43</b>	<b>62</b>	<b>5.2</b>	<b>0.0</b>
25.	Casey DeAndrade	UNH	FR	14	DB	48	21	69	4.9	0.0



# CAA INDIVIDUAL LEADERS

## TACKLES (Linebackers)

Player	Team	Cl	G	Pos	Solo	Ast	Total	Avg/G	Sack
1. <b>Stephon Robertson</b>	JMU	SR	12	LB	52	89	141	11.8	5.0
2. Patrick Callaway	DELAWARE	JR	12	LB	53	67	120	10.0	1.0
3. Christophe Mulumba	MAINE	FR	13	LB	32	86	118	9.1	1.5
4. Telvion Clark	TOWSON	SR	16	LB	89	56	145	9.1	4.5
5. Don Cherry	VU	SO	11	LB	60	39	99	9.0	1.0
6. <b>Gage Steele</b>	JMU	FR	12	LB	43	63	106	8.8	3.0
7. Andrew Bose	URI	JR	9	LB	44	31	75	8.3	0.5
8. Akil Anderson	UNH	SO	15	LB	66	58	124	8.3	5.5
9. Luke Rhodes	W&M	SO	12	LB	42	56	98	8.2	1.5
10. Shane McNeely	UNH	JR	15	LB	63	57	120	8.0	6.0
11. Cabrinni Goncalves	MAINE	SO	13	LB	46	55	101	7.8	6.5
12. Monte Gaddis	TOWSON	SR	16	LB	72	52	124	7.8	2.5
13. Eric Wright	RICHMOND	JR	11	LB	31	52	83	7.5	3.0
14. Joey Harmon	VU	JR	11	LB	51	30	81	7.4	2.0
15. Walt Sparks	RICHMOND	SR	12	LB	31	53	84	7.0	1.0
16. Airek Green	W&M	JR	12	LB	53	29	82	6.8	4.0
17. David Mackall	DELAWARE	JR	12	LB	34	41	75	6.2	2.0
18. Troy Eastman	MAINE	SR	13	LB	31	47	78	6.0	0.5
19. Jawara Dudley	SBU	SR	11	LB	34	30	64	5.8	1.0
20. Aaron Roane	RICHMOND	JR	12	LB	32	35	67	5.6	2.0
21. Doug Johnson	URI	SR	10	LB	31	15	46	4.6	0.0
22. DeVaughn Chollette	UNH	FR	14	LB	40	23	63	4.5	0.0
23. Quincey September	W&M	SR	11	LB	29	20	49	4.5	0.5
24. Kyle Gayle	DELAWARE	JR	11	LB	24	19	43	3.9	0.0
25. Adam Parker	URI	FR	11	LB	24	17	41	3.7	0.0



Gage Steele



Dejour Simmons

## TACKLES (Other positions)

Player	Team	Cl	G	Pos	Solo	Ast	Total	Avg/G	Sack
1. Christian Dorsey	ALBANY	JR	10		46	39	85	8.5	0.5
2. Olatunji Idowu	ALBANY	JR	12		51	43	94	7.8	0.0
3. Alex Helmer	ALBANY	SR	12		37	28	65	5.4	2.0
4. Michael Nicastro	ALBANY	FR	12		29	33	62	5.2	3.5
5. Marcel Ngachie	ALBANY	FR	10		18	26	44	4.4	1.5
6. Cody Greenhagen	ALBANY	FR	11		23	19	42	3.8	0.0
7. Jake Dwyer	ALBANY	JR	10		12	26	38	3.8	0.5
8. Tramaine Wilson	ALBANY	SR	12		22	17	39	3.2	0.0
9. Mat LaDucer	ALBANY	SO	12		12	18	30	2.5	0.0
10. <b>DeAndre' Smith</b>	JMU	JR	10		11	6	17	1.7	0.0
11. Brandon Baylor	ALBANY	JR	12		12	7	19	1.6	0.0
12. Rayshan Clark	ALBANY	FR	12		12	6	18	1.5	0.0
13. DeAngelo Stephenson	TOWSON	FR	14		12	6	18	1.3	0.0
14. Prosper Mbongue-Muna	ALBANY	SR	11		9	5	14	1.3	0.0
15. Syd Holt	TOWSON	FR	12		5	7	12	1.0	1.0
16. Neil Morrison	ALBANY	FR	11		6	4	10	0.9	0.0
17. Chris Setian	UNH	SR	14		7	4	11	0.8	0.0
18. <b>Justin Wellons</b>	JMU	FR	12		2	7	9	0.8	0.0
19. Rhakeem Wiggins	ALBANY	SR	12		4	4	8	0.7	0.0
Jerel Harrison	DELAWARE	SO	12		4	4	8	0.7	0.0
21. Selwyn Nicholas	URI	JR	11		4	3	7	0.6	0.0
22. Jordan Dunn	MAINE	FR	13		5	3	8	0.6	0.0
23. Jimmy Owens	UNH	JR	12		4	3	7	0.6	0.0
Arthur Williams	MAINE	JR	12		4	3	7	0.6	0.0
Wes Hills	DELAWARE	FR	12		5	2	7	0.6	0.0



# 2014 CAA SCHEDULE

## Thursday, Aug. 28

Bryant at Stony Brook

## Friday, Aug. 29

Villanova at Syracuse

## Saturday, Aug. 30

Holy Cross at UAlbany

Delaware at Pittsburgh

Elon at Duke

James Madison at Maryland

Norfolk State at Maine

New Hampshire at Toledo

Morehead State at Richmond

Central Connecticut State at Towson

William & Mary at Virginia Tech

## Saturday, Sept. 6

UAlbany at Central Connecticut State

Delaware State at Delaware

James Madison at Lehigh

Rhode Island at Marshall

Richmond at Virginia

Stony Brook at Connecticut

Towson at West Virginia

Fordham at Villanova

William & Mary at Hampton

## Saturday, Sept. 13

Colgate at Delaware

North Carolina A&T at Elon

Saint Francis (Pa.) at James Madison

Maine at Bryant

Lehigh at New Hampshire

Rhode Island at Fordham

Hampton at Richmond

American International at Stony Brook

Towson at Delaware State

Norfolk State at William & Mary

## Saturday, Sept. 20

\*UAlbany at Rhode Island

\*New Hampshire at Richmond

\*James Madison at Villanova

Charlotte at Elon

Maine at Boston College

Stony Brook at North Dakota

North Carolina Central at Towson

Lafayette at William & Mary

## Saturday, Sept. 27

\*Delaware at James Madison

\*William & Mary at Stony Brook

\*Maine at Towson

Columbia at UAlbany

Elon at Coastal Carolina

Dartmouth at New Hampshire

Rhode Island at Central Connecticut State

Villanova at Penn

## Saturday, Oct. 4

\*James Madison at UAlbany

\*New Hampshire at Elon

\*Villanova at Maine

\*Stony Brook at Towson

Sacred Heart at Delaware

Brown at Rhode Island

Richmond at Liberty

## Saturday, Oct. 11

\*Richmond at UAlbany

\*Elon at Delaware

\*Towson at James Madison

\*William & Mary at New Hampshire

\*Maine at Stony Brook

\*Rhode Island at Villanova

## Saturday, Oct. 18

\*Towson at Delaware

\*Stony Brook at Elon

\*UAlbany at Maine

\*Rhode Island at Richmond

\*Villanova at William & Mary

## Saturday, Oct. 25

\*Richmond at Elon

\*Stony Brook at New Hampshire

\*Maine at Rhode Island

\*Delaware at William & Mary

Colgate at UAlbany

James Madison at Charlotte

Morgan State at Villanova

## Saturday, Nov. 1

\*Rhode Island at Delaware

\*William & Mary at James Madison

\*UAlbany at New Hampshire

\*Villanova at Richmond

\*Elon at Towson

## Saturday, Nov. 8

\*Delaware at UAlbany

\*Richmond at Maine

\*New Hampshire at Rhode Island

\*James Madison at Stony Brook

\*Towson at Villanova

\*Elon at William & Mary

## Saturday, Nov. 15

\*Maine at Elon

\*Delaware at New Hampshire

\*James Madison at Richmond

\*Rhode Island at Stony Brook

\*William & Mary at Towson

\*UAlbany at Villanova

## Saturday, Nov. 22

\*Stony Brook at UAlbany

\*Villanova at Delaware

\*Elon at James Madison

\*New Hampshire at Maine

\*Towson at Rhode Island

\*Richmond at William & Mary

## Saturday, Nov. 29

NCAA Division I Football Championship - First Round

## Saturday, Dec. 6

NCAA Division I Football Championship - Second Round

## Saturday, Dec. 13

NCAA Division I Football Championship - Quarterfinals

## Friday & Saturday, Dec. 19 & 20

NCAA Division I Football Championship - Semifinals

## Saturday, Jan. 10, 2015

NCAA Division I Football Championship Game  
(Toyota Stadium - Frisco, Texas)

\* - CAA Football Game



# DIVISION I CHAMPIONSHIP



The 2015 NCAA Division I Football Championship will once again be played in FC Dallas Stadium in Frisco, Texas, this time on Jan. 10, 2015. Last year's game was the third played in the facility after the championship game was relocated from Chattanooga, Tenn.

Opened on August 6, 2005, Pizza Hut Park is a 145-acre multipurpose sports and entertainment facility located at the intersection of Main Street and Dallas North Tollway in Frisco, Texas and is the home of Major League Soccer's FC Dallas.

The combination of a world-class stadium and a sports park make Pizza Hut Park one of the best and most unique soccer facilities in the world. Included in the facility is the 20,500 state-of-the-art pro soccer stadium which features a built-in stage on the north end and 26 suites that are approximately 500 square feet in size. Located on the west side of the stadium, the suites are immediately above the lower bowl seating area and provide an outstanding view of both the playing field and the concert stage. By adding field seats above a state-of-the-art Terraflor covering, the stadium can accommodate over 27,000 fans for concerts.





# 2013 IN REVIEW



## 2013 In Review

2013 Season Stats . . . . .	110-113
2013 Game-By-Game . . . . .	114-117
2013 Superlatives . . . . .	115
2013 Game Summaries . . . . .	118-129
The New JMU Sports.com . . . . .	130

CAA Defensive Player of the Year Linebacker Stephon Robertson



# 2013 RESULTS & STATS

## 2013 Results

Date	Opponent	Score	Overall	Colonial	Time	Att.
<b>Aug 31, 2013</b>	<b>CENTRAL CONNECTICUT</b>	<b>W 38-14</b>	<b>1-0-0</b>	<b>0-0-0</b>	<b>2:48</b>	<b>23541</b>
Sept 7, 2013	at Akron	33-35 L	1-1-0	0-0-0	3:40	19653
<b>Sep 14, 2013</b>	<b>SAINT FRANCIS (PA.)</b>	<b>W 24-20</b>	<b>2-1-0</b>	<b>0-0-0</b>	<b>2:59</b>	<b>21276</b>
<b>Sep 21, 2013</b>	<b>CHARLOTTE</b>	<b>W 34-7</b>	<b>3-1-0</b>	<b>0-0-0</b>	<b>2:48</b>	<b>18302</b>
* Sep 28, 2013	at Delaware	22-29 L	3-2-0	0-1-0	2:57	18405
* <b>Oct 05, 2013</b>	<b>ALBANY</b>	<b>W 40-13</b>	<b>4-2-0</b>	<b>1-1-0</b>	<b>3:00</b>	<b>25201</b>
* <b>Oct 12, 2013</b>	<b>RICHMOND</b>	<b>W 38-31</b>	<b>5-2-0</b>	<b>2-1-0</b>	<b>3:32</b>	<b>19029</b>
* Oct 26, 2013	at William and Mary	7-17 L	5-3-0	2-2-0	2:47	12259
* <b>Nov 02, 2013</b>	<b>#20 VILLANOVA</b>	<b>W 31-21</b>	<b>6-3-0</b>	<b>3-2-0</b>	<b>3:07</b>	<b>21758</b>
* Nov 9, 2013	at #25 New Hampshire	17-33 L	6-4-0	3-3-0	3:25	6084
* <b>Nov 16, 2013</b>	<b>STONY BROOK</b>	<b>38-41 L</b>	<b>6-5-0</b>	<b>3-4-0</b>	<b>3:16</b>	<b>17969</b>
* Nov 23, 2013	at #7 Towson	17-28 L	6-6-0	3-5-0	3:09	7379

\* indicates conference game

## Team Statistics

	JMU	Oppts
SCORING	339	289
Points Per Game	28.2	24.1
Points Off Turnovers	39	52
FIRST DOWNS	264	229
Rushing	129	75
Passing	117	139
Penalty	18	15
RUSHING YARDAGE	2071	1183
Yards gained rushing	2430	1588
Yards lost rushing	359	405
Rushing Attempts	517	442
Average Per Rush	4.0	2.7
Average Per Game	172.6	98.6
TDs Rushing	16	11
PASSING YARDAGE	2813	3015
Comp-Att-Int	229-385-15	257-426-10
Average Per Pass	7.3	7.1
Average Per Catch	12.3	11.7
Average Per Game	234.4	251.2
TDs Passing	23	24
TOTAL OFFENSE	4884	4198
Total Plays	902	868
Average Per Play	5.4	4.8
Average Per Game	407.0	349.8
KICK RETURNS: #-Yards	43-948	38-827
PUNT RETURNS: #-Yards	26-226	23-150
INT RETURNS: #-Yards	10-238	15-157
KICK RETURN AVERAGE	22.0	21.8
PUNT RETURN AVERAGE	8.7	6.5
INT RETURN AVERAGE	23.8	10.5
FUMBLES-LOST	20-8	18-7
PENALTIES-Yards	78-741	69-599
Average Per Game	61.8	49.9
PUNTS-Yards	61-2285	74-2820
Average Per Punt	37.5	38.1
Net punt average	33.4	34.5
KICKOFFS-Yards	69-3960	58-3479
Average Per Kick	57.4	60.0
Net kick average	36.0	37.2
TIME OF POSSESSION/Game	28:55	31:05
3RD-DOWN Conversions	73/183	74/189
3rd-Down Pct	40%	39%
4TH-DOWN Conversions	9/20	9/17
4th-Down Pct	45%	53%
SACKS BY-Yards	39-247	30-184
MISC YARDS	0	8
TOUCHDOWNS SCORED	44	36
FIELD GOALS-ATTEMPTS	12-17	12-16
ON-SIDE KICKS	1-1	0-1
RED-ZONE SCORES	(34-42) 81%	(33-42) 79%
RED-ZONE TOUCHDOWNS	(24-42) 57%	(25-42) 60%
PAT-ATTEMPTS	(35-38) 92%	(31-32) 97%
ATTENDANCE	147076	63780
Games/Avg Per Game	7/21011	5/12756

## Score by Quarters

	1st	2nd	3rd	4th	Total
James Madison	103	54	104	78	339
Opponents	55	79	66	89	289

## JMU in the CAA & National Rankings

Category	CAA	Avg	Nation
Scoring Offense	6th	28.3	49th
Scoring Defense	8th	24.1	43rd
Rushing Offense	6th	172.6	51st
Rushing Defense	1st	98.6	7th
Passing Offense	5th	234.4	44th
Passing Defense	9th	251.3	103rd
Passing Efficiency	8th	132.78	46th
Passing Eff. Defense	7th	133.68	75th
Total Offense	7th	407.0	45th
Total Defense	4th	349.8	30th
Turnover Margin	11th	-0.50	94th
Sacks	1st	3.25	6th
Sacks Allowed	10th	2.58	88th
Net Punting	10th	33.36	93rd
Kickoff Returns	3rd	22.04	24th
Punt Returns	4th	8.69	54th
3rd-Down Percentage	7th	39.9%	53rd
3rd-Down Pct Defense	7th	38.9%	61st
4th-Down Percentage	9th	45.0%	83rd
4th-Down Pct Defense	5th	52.9%	76th
Average Attendance			

## Dukes in the CAA & National Rankings

### Dae'Quan Scott

Rushing Per Game 5th 86.7 45th

### Michael Birdsong

Completion Percentage 6th 60.4% 45th

Completions Per Game 3rd 18.92 32nd

Passing TDs 3rd 22 23rd

Passing Yards Per Game 3rd 227.3 27th

### Stephon Robertson

Total Tackles 1st 11.8 3rd

Tackles For Loss 1st 1.4 17th

### Jordan Stanton

Sacks 5th 0.67 34th

### Cameron Starke

Field Goal Percentage 6th 70.6% 31st

Field Goals Per Game 4th 1.00 28th

### Dejour Simmons

Kickoff Returns 4th 24.4 34th



# 2013 STATISTICS

## Rushing

	G	Att	Gain	Loss	Net	Avg	TD	Lg	Yd/G
Dae'Quan Scott	12	239	1130	90	1040	4.4	8	50	86.7
Khalid Abdullah	9	68	355	8	347	5.1	3	38	38.6
Michael Birdsong	12	129	504	194	310	2.4	3	22	25.8
Rashard Davis	12	8	126	2	124	15.5	1	49	10.3
Jainard Lambert	6	20	79	8	71	3.5	0	18	11.8
Jauan Latney	7	12	72	1	71	5.9	0	15	10.1
Dejor Simmons	11	11	59	2	57	5.2	0	18	5.2
Quintin Hunter	12	8	42	0	42	5.2	1	11	3.5
DeAndre' Smith	10	5	37	3	34	6.8	0	26	3.4
Brandon Ravenel	12	5	12	2	10	2.0	0	7	0.8
Deane Cheatham	12	2	8	0	8	4.0	0	6	0.7
Daniel Schiele	4	1	6	0	6	6.0	0	6	1.5
Andre Coble	6	1	0	3	-3	-3.0	0	0	-0.5
TEAM	8	8	0	46	-46	-5.8	0	0	-5.8
<b>Total.....</b>	<b>12</b>	<b>517</b>	<b>2430</b>	<b>359</b>	<b>2071</b>	<b>4.0</b>	<b>16</b>	<b>50</b>	<b>172.6</b>
<b>Opponents.....</b>	<b>12</b>	<b>442</b>	<b>1588</b>	<b>405</b>	<b>1183</b>	<b>2.7</b>	<b>11</b>	<b>55</b>	<b>98.6</b>

## Passing

	G	Effic	Att-Cmp-Int	Pct	Yds	TD	Lng	Avg/G
Michael Birdsong	12	132.65	227-376-1560.4		2728	22	71	227.3
Daniel Schiele	4	0.00	0-4-0	0.0	0	0	0	0.0
TEAM	8	0.00	0-2-0	0.0	0	0	0	0.0
Quintin Hunter	12	117.20	1-2-0	50.0	16	0	16	1.3
Dae'Quan Scott	12	1009.60	1-1-0	100.0	69	1	69	5.8
<b>Total.....</b>	<b>12</b>	<b>132.78</b>	<b>229-385-1559.5</b>		<b>2813</b>	<b>23</b>	<b>71</b>	<b>234.4</b>
<b>Opponents.....</b>	<b>12</b>	<b>133.68</b>	<b>257-426-1060.3</b>		<b>3015</b>	<b>24</b>	<b>75</b>	<b>251.2</b>

## Receiving

	G	No.	Yds	Avg	TD	Long	Avg/G
Daniel Brown	11	42	665	15.8	8	56	60.5
Dae'Quan Scott	12	40	329	8.2	3	44	27.4
Quintin Hunter	12	34	512	15.1	3	69	42.7
Arlandis Harvey	10	23	233	10.1	1	35	23.3
Brandon Ravenel	12	20	312	15.6	1	71	26.0
Deane Cheatham	12	19	204	10.7	4	37	17.0
Rashard Davis	12	12	173	14.4	0	36	14.4
DeAndre' Smith	10	10	126	12.6	0	30	12.6
Anthony Rose	8	6	83	13.8	1	29	10.4
Khalid Abdullah	9	6	32	5.3	0	12	3.6
Andre Coble	6	6	24	4.0	0	6	4.0
Dominick Richards	12	4	26	6.5	1	11	2.2
Josh Hogan	8	3	36	12.0	0	14	4.5
Marquis Woodyard	8	2	44	22.0	1	33	5.5
Michael Birdsong	12	1	16	16.0	0	16	1.3
Ryan Dixon	3	1	-2	-2.0	0	0	-0.7
<b>Total.....</b>	<b>12</b>	<b>229</b>	<b>2813</b>	<b>12.3</b>	<b>23</b>	<b>71</b>	<b>234.4</b>
<b>Opponents.....</b>	<b>12</b>	<b>257</b>	<b>3015</b>	<b>11.7</b>	<b>24</b>	<b>75</b>	<b>251.2</b>

## Punt Returns

	No.	Yds	Avg	TD	Long
Dean Marlowe	14	104	7.4	0	31
Dae'Quan Scott	10	119	11.9	2	54
Rashard Davis	2	3	1.5	0	1
<b>Total.....</b>	<b>26</b>	<b>226</b>	<b>8.7</b>	<b>2</b>	<b>54</b>
<b>Opponents.....</b>	<b>23</b>	<b>150</b>	<b>6.5</b>	<b>0</b>	<b>23</b>

## Fumble Returns

	No.	Yds	Avg	TD	Long
<b>Total.....</b>	<b>0</b>	<b>0</b>	<b>0.0</b>	<b>0</b>	<b>0</b>
<b>Opponents.....</b>	<b>1</b>	<b>7</b>	<b>7.0</b>	<b>0</b>	<b>7</b>

## Interceptions

	No.	Yds	Avg	TD	Long
Kwe'shon Williams	3	47	15.7	0	27
DeAndre' Smith	2	86	43.0	1	86
Taylor Reynolds	2	51	25.5	1	51
Dean Marlowe	1	35	35.0	0	35
Brandon Lee	1	19	19.0	0	26
Stephon Robertson	1	0	0.0	0	0
<b>Total.....</b>	<b>10</b>	<b>238</b>	<b>23.8</b>	<b>2</b>	<b>86</b>
<b>Opponents.....</b>	<b>15</b>	<b>157</b>	<b>10.5</b>	<b>1</b>	<b>90</b>

## Kick Returns

	No.	Yds	Avg	TD	Long
Dejor Simmons	24	586	24.4	1	100
Rashard Davis	8	159	19.9	0	28
Coby Branch	4	94	23.5	0	27
DeAndre' Smith	4	84	21.0	0	42
Brandon Ravenel	1	0	0.0	0	0
Marzae Brooks	1	8	8.0	0	8
Khalid Abdullah	1	17	17.0	0	17
<b>Total.....</b>	<b>43</b>	<b>948</b>	<b>22.0</b>	<b>1</b>	<b>100</b>
<b>Opponents.....</b>	<b>38</b>	<b>827</b>	<b>21.8</b>	<b>0</b>	<b>59</b>

## Scoring

	TD	FGs	Kick	PATs				Saf	Pts
				Rush	Rcv	Pass	DXP		
Dae'Quan Scott	13	0-0	0-0	0-0	0	0-0	0	0	78
Cameron Starke	0	12-17	33-36	0-0	0	0-0	0	0	69
Daniel Brown	8	0-0	0-0	0-0	0	0-0	0	0	48
Deane Cheatham	4	0-0	0-0	1-1	0	0-0	0	0	26
Quintin Hunter	4	0-0	0-0	0-2	0	0-0	0	0	24
Michael Birdsong	3	0-0	0-0	1-1	0	0-1	0	0	20
Khalid Abdullah	3	0-0	0-0	0-0	0	0-0	0	0	18
DeAndre' Smith	1	0-0	0-0	0-0	0	0-0	0	0	6
Taylor Reynolds	1	0-0	0-0	0-0	0	0-0	0	0	6
Marquis Woodyard	1	0-0	0-0	0-0	0	0-0	0	0	6
Anthony Rose	1	0-0	0-0	0-0	0	0-0	0	0	6
Brandon Ravenel	1	0-0	0-0	0-0	0	0-0	0	0	6
Dejor Simmons	1	0-0	0-0	0-0	0	0-0	0	0	6
Arlandis Harvey	1	0-0	0-0	0-0	0	0-0	0	0	6
Rashard Davis	1	0-0	0-0	0-0	0	0-0	0	0	6
Dominick Richards	1	0-0	0-0	0-1	0	0-0	0	0	6
Graham Sharples	0	0-0	2-2	0-0	0	0-0	0	0	2
<b>Total.....</b>	<b>44</b>	<b>12-17</b>	<b>35-38</b>	<b>2-5</b>	<b>0</b>	<b>0-1</b>	<b>0</b>	<b>0</b>	<b>339</b>
<b>Opponents.....</b>	<b>36</b>	<b>12-16</b>	<b>31-32</b>	<b>0-0</b>	<b>2</b>	<b>2-4</b>	<b>0</b>	<b>1</b>	<b>289</b>

## Field Goals

	FGM-A	Pct	01-19	20-29	30-39	40-49	50-99	Lg	Blk
Cameron Starke	12-17	70.6	1-1	6-6	2-6	3-4	0-0	46	1



# 2013 STATISTICS

## FG Sequence

	James Madison	Opponents
Central Connecticut	(18)	-
Akron	(45),(29)	-
Saint Francis (Pa.)	(21)	(45),(47)
Charlotte	-	58
Delaware	(42),(31),33,(28)	39
Albany	44	(24)
Richmond	(46)	(40),49,(39),(21),(23)
William and Mary	31	(29)
Villanova	(30)	46
New Hampshire	(25),37	(29),(35)
Stony Brook	(24)	(31),(20)
Towson	(21),36	-

Numbers in parentheses indicate field goal was made.

## All-Purpose

	G	Rush	Rec	PR	KOR	IR	Tot	Avg/G
Dae'Quan Scott	12	1040	329	119	0	0	1488	124.0
Daniel Brown	11	0	665	0	0	0	665	60.5
Dejor Simmons	11	57	0	0	586	0	643	58.5
Quintin Hunter	12	42	512	0	0	0	554	46.2
Rashard Davis	12	124	173	3	159	0	459	38.2
Khalid Abdullah	9	347	32	0	17	0	396	44.0
DeAndre' Smith	10	34	126	0	84	86	330	33.0
Michael Birdsong	12	310	16	0	0	0	326	27.2
Brandon Ravenel	12	10	312	0	0	0	322	26.8
Arlandis Harvey	10	0	233	0	0	0	233	23.3
Deane Cheatham	12	8	204	0	0	0	212	17.7
Dean Marlowe	12	0	0	104	0	35	139	11.6
Coby Branch	5	0	0	0	94	0	94	18.8
Anthony Rose	8	0	83	0	0	0	83	10.4
Jainard Lambert	6	71	0	0	0	0	71	11.8
Jauan Latney	7	71	0	0	0	0	71	10.1
Taylor Reynolds	10	0	0	0	0	51	51	5.1
Kwe'shon Williams	10	0	0	0	0	47	47	4.7
Marquis Woodyard	8	0	44	0	0	0	44	5.5
Josh Hogan	8	0	36	0	0	0	36	4.5
Dominick Richards	12	0	26	0	0	0	26	2.2
Andre Coble	6	-3	24	0	0	0	21	3.5
Brandon Lee	12	0	0	0	0	19	19	1.6
Marzae Brooks	11	0	0	0	8	0	8	0.7
Daniel Schiele	4	6	0	0	0	0	6	1.5
Ryan Dixon	3	0	-2	0	0	0	-2	-0.7
TEAM	8	-46	0	0	0	0	-46	-5.8
<b>Total.....</b>	<b>12</b>	<b>2071</b>	<b>2813</b>	<b>226</b>	<b>948</b>	<b>238</b>	<b>6296</b>	<b>524.7</b>
<b>Opponents.....</b>	<b>12</b>	<b>1183</b>	<b>3015</b>	<b>150</b>	<b>827</b>	<b>157</b>	<b>5332</b>	<b>444.3</b>

## Punting

	No.	Yds	Avg	Long	TB	FC	I20	Blkd
Connor Arnone	51	2011	39.4	66	2	7	7	1
Michael Birdsong	8	240	30.0	44	3	0	2	0
Cameron Starke	1	29	29.0	29	0	0	1	0
TEAM	1	5	5.0	5	0	0	0	0
<b>Total.....</b>	<b>61</b>	<b>2285</b>	<b>37.5</b>	<b>66</b>	<b>5</b>	<b>7</b>	<b>10</b>	<b>1</b>
<b>Opponents.....</b>	<b>74</b>	<b>2820</b>	<b>38.1</b>	<b>65</b>	<b>2</b>	<b>21</b>	<b>22</b>	<b>0</b>

## Kickoffs

	No.	Yds	Avg	TB	OB	Retn	Net	YdLn
Connor Arnone	69	3960	57.4	26	3			
<b>Total.....</b>	<b>69</b>	<b>3960</b>	<b>57.4</b>	<b>26</b>	<b>3</b>	<b>827</b>	<b>36.0</b>	<b>29</b>
<b>Opponents.....</b>	<b>58</b>	<b>3479</b>	<b>60.0</b>	<b>15</b>	<b>0</b>	<b>948</b>	<b>37.2</b>	<b>27</b>

## 2013 Game-By-Game Starters

Offense	TE	LT	LG	C	RG	RT	QB	RB	FB	WR	WR
Central Conn. St.	Cheatham	Cunningham	S. Jones	M. Williams	A.J. Scott	Wells	Birdsong	D. Scott	D. Smith*	Harvey	Hunter
Akron	Cheatham	Cunningham	S. Jones	M. Williams	A.J. Scott	Wells	Birdsong	Latney	D. Smith*	Harvey	Richards#
Saint Francis (Pa.)	Cheatham	Cunningham	S. Jones	M. Williams	A.J. Scott	Wells	Birdsong	D. Scott	D. Brown*	Harvey	Ravenel
Charlotte	Cheatham	Cunningham	S. Jones	M. Williams	A.J. Scott	Wells	Birdsong	D. Scott	R. Davis	Harvey	Hunter
Delaware	Cheatham	Cunningham	S. Jones	M. Williams	A.J. Scott	Wells	Birdsong	D. Scott	Richards#	D. Brown	Hunter
Albany	Cheatham	Cunningham	S. Jones	M. Williams	A.J. Scott	Wells	Birdsong	D. Scott	D. Smith	D. Brown	Hunter
Richmond	Abdullah !	Cunningham	S. Jones	M. Williams	A.J. Scott	Wells	Birdsong	D. Scott	D. Brown	Harvey	Hunter
William & Mary	Cheatham	Cunningham	S. Jones	M. Williams	A.J. Scott	Wells	Birdsong	D. Scott	D. Brown	Harvey	Hunter
Villanova	Cheatham	Cunningham	S. Jones	M. Williams	A.J. Scott	Wells	Birdsong	D. Scott	Ravenel	Harvey	Hunter
New Hampshire	Cheatham	Cunningham	S. Jones	M. Williams	A.J. Scott	Wells	Birdsong	D. Scott	Ravenel	Harvey	Hunter
Stony Brook	Cheatham	Cunningham	S. Jones	M. Williams	A.J. Scott	Wells	Birdsong	D. Scott	Hogan#	Harvey	Hunter
Towson	Cheatham	Cunningham	S. Jones	M. Williams	A.J. Scott	Wells	Birdsong	D. Scott	Ravenel	Harvey	Hunter
Defense	DE	DT	DT	DE	LB	LB	SS	CB	CB	WS	FS
Central Conn. St.	Lee	Stanton	Togia	Harold	Robertson	Steele	Till	K. Williams	Reynolds	Wilson	Marlowe
Akron	Lee	Stanton	Togia	Harold	Robertson	Steele	Till	K. Williams	Reynolds	Wilson	Marlowe
Saint Francis (Pa.)	Lee	Stanton	Togia	Snow	Robertson	Steele	Rose	K. Williams	Reynolds	Wilson	Marlowe
Charlotte	Lee	Stanton	Togia	Harold	Robertson	Steele	Till	K. Williams	Reynolds	Wilson	Marlowe
Delaware	Lee	Stanton	Togia	Snow	Robertson	Steele	Till	K. Williams	Reynolds	Wilson	Marlowe
Albany	Lee	Stanton	Togia	Snow	Robertson	Steele	Till	Bangura	Reynolds	Wilson	Marlowe
Richmond	Lee	Stanton	Togia	Snow	Robertson	Steele	Till	K. Williams	D. Smith	Wilson	Marlowe
William & Mary	Lee	Stanton	Togia	Snow	Robertson	Steele	Till	K. Williams	D. Smith	Greene	Marlowe
Villanova	Lee	Stanton	Togia	Snow	Robertson	Steele	Till	K. Williams	D. Smith	Greene	Marlowe
New Hampshire	Lee	Stanton	Togia	Snow	Robertson	Steele	Till	Reynolds	D. Smith	Greene	Marlowe
Stony Brook	Lee	Stanton	Togia	Snow	Robertson	Steele	Till	K. Williams	D. Smith	Greene	Marlowe
Towson	Lee	Stanton	Togia	Snow	Robertson	Steele	Till	K. Williams	D. Smith	Greene	Marlowe

\* Started as wide receiver; \*\* Started additional defensive back; • Started additional linebacker; # Started additional tight end; ^ Started additional defensive lineman; ! Started additional running back



# 2013 STATISTICS

## Defensive Leaders

		Tackles			Sacks	Pass Def	Fumbles	Blkd						
GP-GS	Solo	Ast	Total	TFL/Yds	No-Yards	Int-Yds	BrUp	QBH	Rcv-Yds	FF	Kick	Saf		
27	Stephon Robertson	12-12	52	89	141	17.0-52	5.0-31	1-0	5	4	1-0	2	.	.
33	Gage Steele	12-12	43	63	106	5.0-17	3.0-9	.	5	.	.	3	.	.
16	Dean Marlowe	12-12	36	41	77	0.5-2	.	1-35	7	.	1-0	.	.	.
1	Titus Till	12-11	19	43	62	3.0-5	.	.	2	2	.	.	.	.
56	Jordan Stanton	12-12	27	29	56	11.5-54	8.0-44	.	2	2	.	.	.	.
38	Kwe'shon Williams	10-10	27	27	54	1.0-4	.	3-47	8	.	.	.	.	.
95	Tyler Snow	10-9	11	36	47	8.5-38	5.0-30	.	3	7	1-0	.	.	.
90	Alex Mosley	12-0	14	26	40	4.5-16	4.0-14	.	.	1	.	.	.	.
50	Brandon Lee	12-12	12	27	39	10.0-77	6.5-63	1-19	3	5	.	2	.	.
40	Raven Greene	12-5	24	13	37	0.5-1	.	.	4	.	1-0	.	.	.
67	Bingham Togia	12-12	10	26	36	4.5-25	3.0-21	.	1	1	2-0	.	.	.
21	Jeremiah Wilson	7-7	10	25	35	.	.	.	.	.	1-0	.	.	.
14	Taylor Reynolds	10-7	18	12	30	.	.	2-51	1	1	.	.	.	.
48	Ascene Jacques	12-0	10	19	29	3.5-10	.	.	.	1	.	1	.	.
26	Abdul Bangura	12-1	15	12	27	0.5-0	.	.	1	.	.	.	.	.
9	Pete Rose	7-1	6	16	22	1.5-2	.	.	2	.	.	.	.	.
3	Sage Harold	8-3	12	7	19	8.5-47	4.5-35	.	1	3	.	3	.	.
6	DeAndre' Smith	10-9	11	6	17	.	.	2-86	3	.	.	.	.	.
45	John Barillo	12-0	7	6	13	.	.	.	.	.	.	.	.	.
47	Marzae Brooks	11-0	4	8	12	.	.	.	.	.	.	.	.	.
24	Justin Wellons	12-0	2	7	9	.	.	.	.	.	.	.	.	.
20	Daniel Allen	7-0	2	6	8	.	.	.	.	.	.	.	.	.
52	Justin Baker	6-0	.	6	6	.	.	.	.	.	.	.	.	.
43	Eric Magruder	9-0	3	2	5	.	.	.	.	.	.	.	.	.
13	Jevontae Parrish	6-0	3	2	5	.	.	.	1	.	.	.	.	.
54	Jake Marten	6-0	.	4	4	.	.	.	.	.	.	.	.	.
30	Ron Gordon	9-0	2	2	4	.	.	.	.	.	.	.	.	.
89	Anthony Rose	8-0	1	3	4	.	.	.	.	.	.	.	.	.
97	Zack Ozycz	7-0	1	2	3	.	.	.	.	.	.	.	.	.
42	Connor Arnone	12-0	2	1	3	.	.	.	.	.	.	.	.	.
34	Wyatt Johnson	7-0	2	1	3	.	.	.	.	.	.	.	.	.
83	Derek Hart	12-0	1	1	2	.	.	.	.	.	.	.	.	.
35	Sean Walker	8-0	.	2	2	.	.	.	.	.	.	.	.	.
7	Rhakeem Stallings	8-0	1	1	2	.	.	.	.	.	.	.	.	.
18	Arlandis Harvey	10-10	2	.	2	.	.	.	.	.	.	.	.	.
12	LaFonte Thourogood	1-0	.	2	2	.	.	.	.	.	.	.	.	.
17	Michael Birdsong	12-12	1	.	1	.	.	.	.	.	.	.	.	.
85	Dominick Richards	12-2	1	.	1	.	.	.	.	.	.	.	.	.
37	Deane Cheatham	12-11	.	1	1	.	.	.	.	.	.	.	.	.
46	Cameron Starke	12-0	1	.	1	.	.	.	.	.	.	.	.	.
2	Quintin Hunter	12-10	1	.	1	.	.	.	1	.	.	.	.	.
61	Christian Norton	2-0	1	.	1	1.0-5	.	.	.	.	1	.	.	.
78	Wray Fucci	11-0	1	.	1	.	.	.	.	.	.	.	.	.
<b>Total.....</b>		<b>12-0</b>	<b>396</b>	<b>574</b>	<b>970</b>	<b>81-355</b>	<b>39-247</b>	<b>10-238</b>	<b>50</b>	<b>27</b>	<b>7-0</b>	<b>12</b>	<b>.</b>	<b>.</b>
<b>Opponents.....</b>		<b>12-0</b>	<b>461</b>	<b>540</b>	<b>1001</b>	<b>86.0-336</b>	<b>30-184</b>	<b>15-157</b>	<b>42</b>	<b>14</b>	<b>8-7</b>	<b>11</b>	<b>2</b>	<b>1</b>



# 2013 GAME-BY-GAME

Opponent	Score	First Downs				Rushing		Passing		Total Offense	Return	Turn-
		Total	Rush	Pass	Pen	Number-Yards	Comp-Att-Int	Yards	Plays-Yards	Yards	Overs	
CENTRAL CONN. ST.	38-14	17/15	13/6	3/8	1/1	43-247/44-129	10-21-0/11-26-2	115/132	64-362/70-261	231/132	2/2	
Akron	33-35	26/14	12/2	12/11	2/1	51-188/25-69	29-43-1/20-32-1	310/287	94-498/57-356	119/67	2/1	
SAINT FRANCIS (PA.)	24-20	19/11	14/4	4/7	1/0	50-253/44-76	10-23-3/11-20-0	145/177	73-398/64-253	87/141	4/0	
CHARLOTTE	34-7	30/14	20/10	9/3	1/1	65-321/44-133	20-29-2/13-26-1	201/98	94-522/70-231	75/70	5/4	
Delaware	22-29	20/19	8/6	12/12	0/1	39-122/38-127	19-36-1/20-31-2	292/233	75-414/69-360	95/135	1/2	
ALBANY	40-13	25/21	13/5	11/13	1/3	42-211/35-81	18-28-0/30-48-0	249/243	70-460/83-324	66/90	0/0	
RICHMOND	38-31	16/27	4/5	10/20	2/2	36-84/24-64	16-23-1/41-64-1	262/423	59-346/88-487	219/121	1/1	
William and Mary	7-17	17/17	7/6	9/11	1/0	38-90/42-71	18-34-1/17-28-0	208/180	72-298/70-251	49/121	1/3	
VILLANOVA	31-21	21/23	12/10	8/12	1/1	41-141/35-146	21-30-0/21-39-1	223/227	71-364/74-373	128/81	0/1	
New Hampshire	17-33	23/24	9/4	11/18	3/2	36-132/32-86	25-44-2/29-50-1	283/449	80-415/82-535	144/57	2/1	
STONY BROOK	38-41	27/26	8/11	16/15	3/0	32-120/44-90	23-35-2/23-32-0	355/395	67-475/76-485	106/71	2/0	
Towson	17-28	23/18	9/6	12/9	2/3	44-162/35-111	20-39-2/21-30-1	170/171	83-332/65-282	93/55	3/2	
<b>Totals</b>	<b>339-289</b>	<b>264/229</b>	<b>129/75</b>	<b>117/139</b>	<b>18/15</b>	<b>517-2071/442-1183</b>	<b>229-385-15/257-426-10</b>	<b>2813/3015</b>	<b>902-4884/868-4198</b>	<b>1412/1141</b>	<b>23/17</b>	

Opponent	3rd Down	4th Down	Time of	TOP	Avg	Avg	Avg	Punting	Penalties
	Conversions	Conversions	Possession	Margin	Yds/Rush	Yds/Pass	Yds/Play	Number-Avg	Number-Yards
CENTRAL CONN. ST.	4-10/8-20	0-0/1-2	23:14/36:46	-13:32	5.7/2.9	5.5/5.1	5.7/3.7	4-41.5/8-34.8	7-70/6-60
Akron	9-20/8-13	2-3/0-0	38:20/21:40	16:40	3.7/2.8	7.2/9.0	5.3/6.2	4-42.5/5-45.8	9-72/7-70
SAINT FRANCIS (PA.)	6-15/4-17	0-0/0-1	26:16/33:44	-7:28	5.1/1.7	6.3/8.9	5.5/4.0	7-36.4/10-37.3	8-54/6-51
CHARLOTTE	12-18/3-16	1-4/1-3	34:49/25:11	9:38	4.9/3.0	6.9/3.8	5.6/3.3	2-27.0/8-36.6	4-40/4-30
Delaware	3-16/8-15	2-2/1-1	32:16/27:44	4:32	3.1/3.3	8.1/7.5	5.5/5.2	6-34.7/5-40.6	9-77/1-10
ALBANY	6-11/5-19	0-0/3-5	24:53/35:07	-10:14	5.0/2.3	8.9/5.1	6.6/3.9	4-49.5/7-39.3	10-95/9-66
RICHMOND	2-13/9-19	1-1/1-1	25:42/34:18	-8:36	2.3/2.7	11.4/6.6	5.9/5.5	6-33.0/4-35.0	7-60/10-83
William and Mary	5-17/7-15	0-2/0-0	27:24/32:36	-5:12	2.4/1.7	6.1/6.4	4.1/3.6	7-36.1/6-35.0	4-30/3-15
VILLANOVA	6-15/3-14	0-0/1-2	29:14/30:46	-1:32	3.4/4.2	7.4/5.8	5.1/5.0	8-41.4/7-42.3	7-100/4-35
New Hampshire	10-19/10-16	1-2/0-1	32:10/27:50	4:20	3.7/2.7	6.4/9.0	5.2/6.5	5-30.2/3-37.7	3-33/4-61
STONY BROOK	6-12/5-13	0-1/1-1	22:31/37:29	-14:58	3.8/2.0	10.1/12.3	7.1/6.4	3-42.0/4-41.8	1-15/6-57
Towson	4-17/4-12	2-5/0-0	30:13/29:47	0:26	3.7/3.2	4.4/5.7	4.0/4.3	5-35.0/7-34.7	9-95/9-61
<b>Totals</b>	<b>73-183/74-189</b>	<b>9-20/9-17</b>	<b>347:02/372:58</b>	<b>-25:56</b>	<b>4.0/2.7</b>	<b>7.3/7.1</b>	<b>5.4/4.8</b>	<b>61-37.5/74-38.1</b>	<b>741/599</b>

Note: Game totals are displayed in the format TEAM/OPPONENT for each category

## RUSHING

JMU	Opponents
Rushes	35
Yards Rushing	190
TD Rushes	2
Long Rush	50

## Opponents

28	Jarrell Cooper, at William and Mary (Oct 26, 2013)
100	Kyle Harbridge, vs Saint Francis (Pa.) (Sep 14, 2013)
3	Terrance West., at Towson (Nov 23, 2013)
55	Terrance West, at Towson (Nov 23, 2013)
55	Jawon Chisholm, at Akron (Sept 7, 2013)

## PASSING

Pass attempts	43
Pass completions	29
Yards Passing	355
TD Passes	5
Long Pass	71

64	Michael Strauss, vs Richmond (Oct 12, 2013)
41	Michael Strauss, vs Richmond (Oct 12, 2013)
423	Michael Strauss, vs Richmond (Oct 12, 2013)
3	Trent Hurley, at Delaware (Sep 28, 2013)
75	Lyle Negron, vs Stony Brook (Nov 16, 2013)
75	Lyle Negron, vs Stony Brook (Nov 16, 2013)

## RECEIVING

Receptions	8
Yards Receiving	139
TD Receptions	3
Long Reception	71

13	Ben Edwards, vs Richmond (Oct 12, 2013)
183	R.J. Harris, at New Hampshire (Nov 9, 2013)
3	R.J. Harris, at New Hampshire (Nov 9, 2013)
75	Adrian Coxson, vs Stony Brook (Nov 16, 2013)



# 2013 SUPERLATIVES



Dae'Quan Scott



Quintin Hunter



Stephon Robertson



Cameron Starke

## KICKING JMU

Field Goals	3	Cameron Starke at Delaware (Sep 28, 2013)
Long Field Goal	46	Cameron Starke vs Richmond (Oct 12, 2013)
Extra Points Made	5	Cameron Starke vs. Albany (Oct 05, 2013) Cameron Starke vs. Stony Brook (Nov 16, 2013)
Extra Points Att.	5	Cameron Starke vs. Albany (Oct 05, 2013) Cameron Starke vs. Stony Brook (Nov 16, 2013)

## Opponents

4	Brandon Jordi, vs Richmond (Oct 12, 2013)
47	Lance Geesey, vs Saint Francis (Pa.) (Sep 14, 2013)
5	Robert Stein vs. Akron (Sept 7, 2013) Graham Ball vs. Stony Brook (Nov 16, 2013)
5	Robert Stein vs. Akron (Sept 7, 2013) Graham Ball vs. Stony Brook (Nov 16, 2013)

## PUNTING

Punts	8	Connor Arnone vs Villanova (Nov 02, 2013)
Punting Avg	49.5	Connor Arnone vs Albany (Oct 05, 2013)
Long Punt	66	Connor Arnone vs Albany (Oct 05, 2013)
Punts inside 20	2	Connor Arnone vs Villanova (Nov 02, 2013)

10	Zack Drayer, vs Saint Francis (Pa.) (Sep 14, 2013)
54.0	Jake Ryder, at Towson (Nov 23, 2013)
65	Zach Paul, at Akron (Sept 7, 2013)
5	Zack Drayer, vs Saint Francis (Pa.) (Sep 14, 2013)

## RETURNS

Long Punt Return	54	Dae'Quan Scott vs Central Connecticut (Aug 31, 2013)
Long Kickoff Return	100	Dejor Simmons vs Richmond (Oct 12, 2013)

23	Imani Davis, at Akron (Sept 7, 2013)
59	Dominique Miller, vs Richmond (Oct 12, 2013)

## DEFENSIVE

Tackles	18	Gage Steele vs Albany (Oct 05, 2013)
Sacks	3.5	Brandon Lee vs Stony Brook (Nov 16, 2013)
Tackles For Loss	5.0	Stephon Robertson at William and Mary (Oct 26, 2013)

18	Martay Mattox, vs Charlotte (Sep 21, 2013)
3.0	Eric Wright, vs Richmond (Oct 12, 2013) C.J. Mizell, at Akron (Sept 7, 2013) Eric Wright, vs Richmond (Oct 12, 2013)
3.0	Eric Wright, vs Richmond (Oct 12, 2013)
2	DaQuan Minter, vs Saint Francis (Pa.) (Sep 14, 2013)

Interceptions	1	Taylor Reynolds vs Central Connecticut (Aug 31, 2013) Dean Marlowe vs Central Connecticut (Aug 31, 2013) Kwe'shon Williams at Akron (Sept 7, 2013) Kwe'shon Williams vs Charlotte (Sep 21, 2013) Taylor Reynolds at Delaware (Sep 28, 2013) Stephon Robertson at Delaware (Sep 28, 2013) Kwe'shon Williams vs Richmond (Oct 12, 2013) DeAndre' Smith vs Villanova (Nov 02, 2013) Brandon Lee at New Hampshire (Nov 9, 2013) DeAndre' Smith at Towson (Nov 23, 2013)
---------------	---	--



# 2013 GAME-BY-GAME

RUSHING	No-Yds/TD	CCSU	AKRON	SFU	CHAR	UD	ALBANY	UR	W&M	VU	UNH	SBU	TOWSON
Scott, D. TB	239-1040/8	15-120/0	27-107/1	32-190/2	35-176/2	20-51/0	19-87/2	13-42/0	14-29/0	20-87/1	15-63/0	16-57/0	13-31/0
Abdullah, K. TB	68-347/3	DNP	DNP	DNP	14-67/1	1-2/0	13-87/1	6-39/0	12-44/0	10-50/1	6-33/0	5-24/0	1-1/0
Birdsong, M. QB	129-310/3	9-55/2	11-1/0	5-5/0	4-12/0	16-23/0	7-0/0	12-5/1	9-15/0	8-12/0	14-34/0	8-36/0	26-136/0
Davis, R. WR	8-124/1	-	1-21/0	2-2/0	1-36/1	1-49/0	1-5/0	1--2/0	-	-	-	-	1-13/0
Lambert, J. TB	20-71/0	11-28/0	6-40/0	3-3/0	DNP	DNP	-	DNP	-	-	DNP	DNP	DNP
Latney, J. TB	12-71/0	5-33/0	4-15/0	3-23/0	-	DNP	DNP	DNP	DNP	DNP	-	-	-
Simmons, D. TB	11-57/0	-	-	3-25/0	8-32/0	-	DNP	-	-	-	-	-	-
Hunter, Q. WR	8-42/1	-	-	-	-	-	1-6/0	1-9/1	1-11/0	2-12/0	1-2/0	2-2/0	-
Smith, D. WR	5-34/0	1-7/0	2-4/0	DNP	DNP	1--3/0	1-26/0	-	-	-	-	-	-
Ravenel, B. WR	5-10/0	-	-	1-7/0	-	-	-	-	-	1-4/0	-	1-1/0	2--2/0
Cheatham, D. TE	2-8/0	-	-	-	1-2/0	-	-	-	1-6/0	-	-	-	-
Schiele, D. QB	1-6/0	1-6/0	-	DNP	-	DNP	DNP	DNP	DNP	-	DNP	DNP	DNP
Coble, A. WR	1--3/0	-	DNP	-	1--3/0	DNP	DNP	-	-	-	DNP	DNP	DNP
Team	8--46/0	1--2/0	-	1--2/0	1--1/0	-	DNP	3--9/0	1--15/0	DNP	DNP	DNP	1--17/0

RECEIVING	No-Yds/TD	CCSU	AKRON	SFU	CHAR	UD	ALBANY	UR	W&M	VU	UNH	SBU	TOWSON
Brown, D. WR	42-665/8	DNP	3-74/1	4-63/0	6-71/0	5-98/0	5-86/3	2-53/1	1-9/0	8-94/1	1-4/0	4-68/2	3-45/0
Hunter, Q. WR	34-512/3	1-12/0	4-48/0	-	3-63/1	1-9/0	3-44/0	5-54/0	3-60/0	3-26/0	7-139/2	3-52/0	1-5/0
Scott, D. TB	40-329/3	1-14/0	6-18/1	1-1/0	-	4-60/1	1-0/0	3-27/0	8-87/1	5-9/0	1-10/0	4-92/0	6-11/0
Ravenel, B. WR	20-312/1	-	3-49/0	-	-	-	1-11/0	3-83/0	-	3-64/0	5-35/0	3-49/1	2-21/0
Harvey, A. WR	23-233/1	2-32/0	5-41/0	2-30/0	1-3/0	DNP	DNP	1-11/0	2-14/0	-	3-26/0	4-49/1	3-27/0
Cheatham, D. TE	19-204/4	2-21/1	3-18/0	-	1-0/0	3-67/1	1-17/0	1-16/1	1-11/0	-	3-13/0	1-12/1	3-29/0
Davis, R. WR	12-173/0	1-19/0	-	1-36/0	2-35/0	1-7/0	2-19/0	1-18/0	1-18/0	-	-	3-21/0	-
Smith, D. WR	10-126/0	1-7/0	4-57/0	DNP	DNP	4-41/0	1-21/0	-	-	-	-	-	-
Rose, A. WR	6-83/1	DNP	DNP	-	DNP	DNP	-	-	-	-	4-51/0	-	2-32/1
Woodyard, M. WR	2-44/1	-	DNP	1-11/1	-	-	1-33/0	-	-	-	DNP	DNP	DNP
Hogan, J. TE	3-36/0	DNP	DNP	DNP	-	DNP	2-22/0	-	-	1-14/0	-	-	-
Abdullah, K. TB	6-32/0	DNP	DNP	DNP	-	1-10/0	1--4/0	-	2-9/0	-	1-5/0	1-12/0	-
Richards, D. TE	4-26/1	1-6/0	1-5/1	1-4/0	1-11/0	-	-	-	-	-	-	-	-
Coble, A. WR	6-24/0	1-4/0	DNP	-	5-20/0	DNP	DNP	-	-	-	DNP	DNP	DNP
Birdsong, M. QB	1-16/0	-	-	-	-	-	-	-	-	1-16/0	-	-	-
Dixon, R. WR	1--2/0	DNP	DNP	-	1--2/0	-	DNP	DNP	DNP	DNP	DNP	DNP	DNP

## PASSING

Birdsong, M.	Att	Comp	Int	Pct	Yards	TD	Long	Sack	Yds	Effic
Central Connecticut	18	10	0	55.6	115	1	35	0	0	127.6
Akron	42	29	1	69.0	310	3	56	3	20	149.9
Saint Francis (Pa.)	23	10	3	43.5	145	1	52	2	13	84.7
Charlotte	28	20	2	71.4	201	1	37	1	10	129.2
Delaware	35	19	1	54.3	292	2	45	4	22	137.5
Albany	28	18	0	64.3	249	3	41	4	26	174.3
Richmond	23	16	1	69.6	262	2	71	4	22	185.3
William and Mary	34	18	1	52.9	208	1	40	3	13	108.2
Villanova	29	20	0	69.0	207	1	50	3	22	140.3
New Hampshire	43	24	2	55.8	214	1	33	3	22	96.0
Stony Brook	34	23	2	67.6	355	5	44	1	11	192.1
Towson	39	20	2	51.3	170	1	29	2	3	86.1
<b>TOTALS</b>	<b>376</b>	<b>227</b>	<b>15</b>	<b>60.4</b>	<b>2728</b>	<b>22</b>	<b>71</b>	<b>30</b>	<b>184</b>	<b>132.6</b>

Scott, D.	Att	Comp	Int	Pct	Yards	TD	Long	Sack	Yds	Effic
New Hampshire	1	1	0	100.0	69	1	69	0	0	1009.6

Hunter, Q.	Att	Comp	Int	Pct	Yards	TD	Long	Sack	Yds	Effic
Villanova	1	1	0	100.0	16	0	16	0	0	234.4
Stony Brook	1	0	0	0.0	0	0	0	0	0	0.0
<b>TOTALS</b>	<b>2</b>	<b>1</b>	<b>0</b>	<b>50.0</b>	<b>16</b>	<b>0</b>	<b>16</b>	<b>0</b>	<b>0</b>	<b>117.2</b>

Schiele, D.	Att	Comp	Int	Pct	Yards	TD	Long	Sack	Yds	Effic
Central Connecticut	3	0	0	0.0	0	0	0	0	0	0.0
Charlotte	1	0	0	0.0	0	0	0	0	0	0.0
<b>TOTALS</b>	<b>4</b>	<b>0</b>	<b>0</b>	<b>0.0</b>	<b>0</b>	<b>0</b>	<b>0</b>	<b>0</b>	<b>0</b>	<b>0.0</b>

## FIELD GOALS (Successful Attempts in parentheses)

	CCSU	AKRON	SFU	CHAR	UD	ALBANY	UR	W&M	VU	UNH	SBU	TOWSON
Starke	(18)	(45),(29)	(21)	-	(42),(31),33,(28)	44	(46)	31	(30)	(25),37	(24)	(21),36
<b>TOTALS</b>	<b>12-17</b>	<b>70.6</b>	<b>1-1</b>	<b>6-6</b>	<b>2-6</b>	<b>3-4</b>	<b>0-0</b>	<b>46</b>	<b>1</b>			
	<b>FGM-FGA</b>	<b>Pct</b>	<b>01-19</b>	<b>20-29</b>	<b>30-39</b>	<b>40-49</b>	<b>50-99</b>	<b>Lg</b>	<b>Blk</b>			

## PUNTING (No.-Yds-Avg-Long)

	CCSU	AKRON	SFU	CHAR	UD	ALBANY	UR	W&M	VU	UNH	SBU	TOWSON
Arnone, C.	4-166-41.5-52	3-126-42.0-45	7-255-36.4-49	1-40-40.0-40	5-203-40.6-47	4-198-49.5-66	4-154-38.5-54	4-151-37.8-48	8-331-41.4-52	4-127-31.8-52	3-126-42.0-52	4-134-33.5-42
<b>TOTALS</b>	<b>51</b>	<b>2,011</b>	<b>39.4</b>	<b>66</b>	<b>1</b>	<b>2</b>	<b>7</b>	<b>8</b>	<b>7</b>			



# 2013 GAME-BY-GAME

## PUNTING (No.-Yds-Avg-Long)

	CCSU	AKRON	SFU	CHAR	UD	ALBANY	UR	W&M	VU	UNH	SBU	TOWSON
Birdsong, M.	-	1-44-44.0-44	-	1-14-14.0-14	-	-	2-44-22.0-26	2-73-36.5-37	-	1-24-24.0-24	-	1-41-41.0-41
<b>TOTALS</b>	<b>8</b>	<b>240</b>	<b>30.0</b>	<b>44</b>	<b>0</b>	<b>3</b>	<b>0</b>	<b>0</b>	<b>2</b>			
	<b>PUNTS</b>	<b>YDS</b>	<b>AVG</b>	<b>LONG</b>	<b>BLKD</b>	<b>TB</b>	<b>FC</b>	<b>50+</b>	<b>i20</b>			
	CCSU	AKRON	SFU	CHAR	UD	ALBANY	UR	W&M	VU	UNH	SBU	TOWSON
Starke, C.	-	-	-	-	-	-	-	1-29-29.0-29	-	-	-	-

PUNT RETURNS	No-Yds/TD	CCSU	AKRON	SFU	CHAR	UD	ALBANY	UR	W&M	VU	UNH	SBU	TOWSON
Scott, D.	10-119	2-63	2-1	2--11	-	1-0	-	-	-	-	-	-	3-66
Marlowe, D.	14-104	-	-	1-13	3-9	2-11	2-9	1-18	-	1-11	-	2-34	2--1
Davis, R.	2-3	-	-	1-2	-	-	-	-	1-1	-	-	-	-

KICK RETURNS	No-Yds/TD	CCSU	AKRON	SFU	CHAR	UD	ALBANY	UR	W&M	VU	UNH	SBU	TOWSON
Simmons, D.	24-586	1-20	3-80	1-20	1-23	3-72	DNP	3-141	2-48	1-31	6-107	1-16	2-28
Davis, R.	8-159	-	1-28	-	-	-	3-57	-	-	-	1-18	3-56	-
Branch, C.	4-94	DNP	DNP	3-63	1-31	-	-	DNP	DNP	-	DNP	DNP	DNP
Smith, D.	4-84	2-62	1-10	DNP	DNP	1-12	-	-	-	-	-	-	-
Abdullah, K.	1-17	DNP	DNP	DNP	-	-	-	1-17	-	-	-	-	-
Brooks, M.	1-8	DNP	-	-	-	-	-	1-8	-	-	-	-	-
Ravenel, B.	1-0	-	-	-	-	-	-	1-0	-	-	-	-	-

INT. RETURNS	No-Yds/TD	CCSU	AKRON	SFU	CHAR	UD	ALBANY	UR	W&M	VU	UNH	SBU	TOWSON
Williams, K.	3-47	-	1-0	-	1-12	-	DNP	1-35	-	-	DNP	-	-
Smith, D.	2-86	-	-	DNP	DNP	-	-	-	-	1-86	-	-	1-0
Reynolds, T.	2-51	1-51	-	-	-	1-0	-	-	-	-	-	DNP	DNP
Lee, B.	1-19	-	-	-	-	-	-	-	-	-	1-19	-	-
Robertson, S.	1-0	-	-	-	-	1-0	-	-	-	-	-	-	-
Marlowe, D.	1-35	1-35	-	-	-	-	-	-	-	-	-	-	-

TOTAL TACKLES	UA-A	TOT	CCSU	AKRON	SFU	CHAR	UD	ALBANY	UR	W&M	VU	UNH	SBU	TOWSON
Robertson, S.	52-89	141	2-10	4-3	4-10	6-6	6-10	0-11	3-5	9-6	5-11	3-5	4-7	6-5
Steele, G.	43-63	106	1-11	1-3	1-10	2-4	5-6	13-5	1-2	4-4	2-7	8-0	2-7	3-4
Marlowe, D.	36-41	77	2-5	6-1	2-5	2-2	2-6	1-1	5-7	3-1	2-2	3-1	7-6	1-4
Till, T.	19-43	62	0-2	2-1	2-5	1-5	2-1	1-4	1-6	1-2	3-6	0-2	2-5	4-4
Stanton, J.	27-29	56	1-2	2-3	2-6	0-1	2-1	4-3	0-1	5-2	1-3	5-1	3-4	2-2
Williams, K.	27-27	54	2-2	3-1	0-2	0-3	5-2	DNP	4-5	6-2	2-4	DNP	0-4	5-2
Snow, T.	11-36	47	DNP	DNP	1-3	1-8	1-1	1-4	2-2	0-1	1-4	2-5	0-5	2-3
Mosley, A.	14-26	40	1-6	2-1	0-1	1-3	0-2	1-3	3-1	2-1	0-4	0-1	0-1	4-2
Lee, B.	12-27	39	0-1	3-0	1-4	1-2	0-3	0-3	1-0	2-3	0-3	1-2	3-5	0-1
Greene, R.	24-13	37	1-0	1-0	-	2-1	-	0-3	4-0	2-0	5-2	3-2	5-5	1-0
Togia, B.	10-26	36	0-3	1-0	0-5	0-1	0-2	2-2	2-1	2-1	0-3	1-1	1-4	1-3
Wilson, J.	10-25	35	2-6	0-1	1-2	0-4	2-9	2-1	3-2	DNP	DNP	DNP	DNP	DNP
Reynolds, T.	18-12	30	3-3	2-0	1-1	1-3	1-2	1-1	1-0	-	-	8-2	DNP	DNP
Jacques, A.	10-19	29	1-4	1-0	-	2-5	3-0	-	-	-	0-5	2-1	0-1	1-3
Bangura, A.	15-12	27	1-0	2-0	2-2	2-0	0-3	2-6	1-0	-	2-0	2-0	-	1-1
Rose, P.	6-16	22	1-6	-	0-3	DNP	1-1	3-4	0-1	1-1	DNP	DNP	DNP	DNP
Harold, S.	12-7	19	2-1	4-0	3-4	0-1	DNP	DNP	2-0	1-1	-	DNP	DNP	-
Smith, D.	11-6	17	-	-	DNP	DNP	-	-	4-2	3-0	1-0	2-0	1-3	0-1
Barillo, J.	7-6	13	0-2	-	1-1	3-0	-	-	0-1	2-0	0-1	0-1	1-0	-
Brooks, M.	4-8	12	DNP	-	0-1	2-4	-	1-3	-	-	-	1-0	-	-
Wellons, J.	2-7	9	-	-	0-2	-	1-2	1-1	-	0-1	-	-	-	0-1
Allen, D.	2-6	8	DNP	DNP	0-1	1-0	-	DNP	DNP	-	0-2	DNP	1-2	0-1
Baker, J.	0-6	6	DNP	DNP	DNP	0-3	DNP	0-3	DNP	-	-	DNP	-	-
Magruder, E.	3-2	5	DNP	-	-	DNP	DNP	-	-	-	1-0	1-0	1-1	0-1
Parrish, J.	3-2	5	DNP	-	-	0-1	-	2-1	1-0	DNP	DNP	DNP	DNP	DNP
Gordon, R.	2-2	4	-	-	0-2	-	2-0	-	DNP	DNP	DNP	-	-	-
Marten, J.	0-4	4	DNP	-	-	-	0-1	0-3	-	DNP	DNP	DNP	DNP	DNP
Rose, A.	1-3	4	DNP	DNP	-	DNP	DNP	-	1-0	-	0-3	-	-	-
Ozycz, Z.	1-2	3	0-1	DNP	-	-	-	1-1	-	-	DNP	DNP	DNP	DNP
Arnone, C.	2-1	3	-	-	-	1-0	-	-	1-0	-	0-1	-	-	-
Johnson, W.	2-1	3	0-1	1-0	-	-	-	1-0	-	DNP	DNP	DNP	DNP	DNP
Hart, D.	1-1	2	-	1-0	-	-	-	0-1	-	-	-	-	-	-
Thourogood, L.	0-2	2	0-2	DNP	DNP	DNP	DNP	DNP	DNP	DNP	DNP	DNP	DNP	DNP
Walker, S.	0-2	2	-	-	-	0-1	-	-	DNP	-	0-1	DNP	DNP	DNP
Harvey, A.	2-0	2	-	-	2-0	-	DNP	DNP	-	-	-	-	-	-
Stallings, R.	1-1	2	1-1	-	-	-	DNP	-	-	DNP	-	-	DNP	DNP
Birdsong, M.	1-0	1	-	-	-	-	-	-	-	-	-	-	-	1-0
Norton, C.	1-0	1	1-0	DNP	DNP	DNP	DNP	-	DNP	DNP	DNP	DNP	DNP	DNP
Starke, C.	1-0	1	-	-	-	-	-	-	-	-	-	-	1-0	-
Fucci, W.	1-0	1	1-0	-	-	-	DNP	-	-	-	-	-	-	-
Hunter, Q.	1-0	1	-	-	-	1-0	-	-	-	-	-	-	-	-
Cheatham, D.	0-1	1	0-1	-	-	-	-	-	-	-	-	-	-	-
Richards, D.	1-0	1	-	1-0	-	-	-	-	-	-	-	-	-	-



# GAME #1 VS. CCSU

#15 James Madison ..... 38  
 Central Connecticut State ..... 14

	1	2	3	4	Score
Central Connecticut	0	7	0	7	14
James Madison	13	8	17	0	38

**Bridgeforth Stadium, Harrisonburg, Va., Aug. 31, 2013**  
**Attendance: 23,051**

No. 15 James Madison used a mix of run and pass and several key touchdown returns for a 38-14 home win over Central Connecticut State in the season opener for both teams, Aug. 31. JMU moved to 14-1 in home openers under head coach Mickey Matthews with the victory.

Redshirt-senior running back Dae'Quan Scott posted his 13th career 100-yard rushing game with 15 carries for 120 yards. He moved up to seventh on JMU's all-time rushing list with 2,412 yards. He had nearly 200 all-purpose yards, adding 63 return yards and one reception for 14 yards.

Sophomore quarterback Michael Birdsong was 10-for-18 for 115 yards and one touchdown while running nine times for 55 yards, a pair of scores and a two-point conversion. Senior linebacker Stephon Robertson and redshirt-freshman linebacker Gage Steele led the defensive effort with 12 tackles each.

CCSU quarterback Andrew Clements was 10-for-24 for 127 yards, one touchdown and two interceptions, while running back Rob Hollomon was held to just 66 yards on 27 carries.

Birdsong scored the first two touchdowns for the Dukes on the season via the ground. The first was a 1-yard plunge that was set up by a 35-yard strike to Arlandis Harvey that put JMU at the CCSU 5. The second was a mix of pass and rush, with Birdsong scrambling in from six yards out to go up 13-0 late in the first quarter.

CCSU got on the board late in the first half with a 12-play, 71-yard drive that took up 5:36 on the clock. Quarterback Andrew Clements connected with Darnell Jones from 14 yards out and the margin was trimmed to 13-7 with 3:03 to play in the half.

Once the Blue Devils cut into the deficit, JMU turned the tide quickly with 25 unanswered points over a stretch of seven minutes of game time, a span of the last minute of the first half and the first six minutes of the second half.

JMU responded to the CCSU score on the ensuing kickoff, as DeAndre' Smith returned the ball 42 yards to the Central Connecticut 45. From there, JMU dominated with the quick rushing game to get in striking distance before Birdsong connected with tight end Dean Cheatham on a wide-open 3-yard touchdown. Birdsong then tacked on the two-point conversion on a run and Madison led 21-7 at the intermission.

After JMU's defense forced a three-and-out on CCSU's first second-half drive, the special teams struck pay dirt, as Scott posted his first career punt return touchdown with a 54-yard scamper, putting the Dukes up 28-7. It was the 15th JMU punt return touchdown in stadium history.

Turnovers then became the late key for JMU as junior safety Dean Marlowe intercepted a Clements' pass and returned it to the CCSU

## Scoring Summary

1st Quarter		CCSU-JMU	
11:50	JMU Birdsong 1-yd run (Starke kick)	0-7	9-75, 3:10 TOP
0:43	JMU Birdsong 6-yd run (Hunter rush failed)	0-13	8-47, 2:58 TOP
2nd Quarter			
3:03	CCSU Jones 14-yd pass from Clements (Calitri kick)	7-13	12-71, 5:36 TOP
0:42	JMU Cheatham 3-yd pass from Birdsong (Birdsong rush)	7-21	8-45, 2:21 TOP
3rd Quarter			
13:16	JMU Scott 54-yd punt return (Starke kick)	7-28	
9:56	JMU Starke 18-yd field goal	7-31	4-3, 1:23 TOP
8:51	JMU Reynolds 51-yd interception return (Starke kick)	7-38	
4th Quarter			
5:22	CCSU Holmes 5-yd pass from Sangiacomo (Calitri kick)	14-38	5-25, 2:21 TOP

3. However, the Blue Devils held and Cameron Starke connected on an 18-yard field goal to push the margin to 31-7 with 9:56 to go in the third. The final points on the board for the home squad came courtesy of redshirt-freshman cornerback Taylor Reynolds as he took his first career interception 51 yards to the end zone and the lead was up to 38-7.

The Blue Devils did put together one final score, as Nick Sangiacomo hit Tyrell Holmes with a 5-yard touchdown pass with just over five minutes remaining in the game for the final margin.



	CCSU	JMU
<b>FIRST DOWNS</b>	<b>15</b>	<b>17</b>
Rushing	6	13
Passing	8	3
Penalty	1	1
<b>NET YARDS RUSHING</b>	<b>129</b>	<b>247</b>
Rushing Attempts	44	43
Average Per Rush	2.9	5.7
<b>NET YARDS PASSING</b>	<b>132</b>	<b>115</b>
Completions-Attempts-Int	11-26-2	10-21-0
Average Per Attempt	5.1	5.5
Average Per Completion	12.0	11.5
<b>TOTAL OFFENSE YARDS</b>	<b>261</b>	<b>362</b>
Total offense plays	70	64
Average Gain Per Play	3.7	5.7
Fumbles: Number-Lost	2-0	3-2
Penalties: Number-Yards	6-60	7-70
<b>PUNTS-YARDS</b>	<b>8-278</b>	<b>4-166</b>
Average Yards Per Punt	34.8	41.5
Net Yards Per Punt	26.9	36.2
Inside 20	4	1
<b>KICKOFFS-YARDS</b>	<b>3-170</b>	<b>7-442</b>
Average Yards Per Kickoff	56.7	63.1
Net Yards Per Kickoff	29.3	37.6
Touchbacks	0	3
Punt returns: Number-Yards-TD	2-21-0	2-63-1
Average Per Return	10.5	31.5
Kickoff returns: Number-Yds-TD	4-104-0	3-82-0
Average Per Return	26.0	27.3
Interceptions: Number-Yds-TD	0-0-0	2-86-1
Fumble Returns: Number-Yds-TD	1-7-0	0-0-0
Miscellaneous Yards	0	0
<b>Possession Time</b>	<b>36:46</b>	<b>23:14</b>
Third-Down Conversions	8 of 20	4 of 10
Fourth-Down Conversions	1 of 2	0 of 0
Red-Zone Scores-Chances	2-2	4-4
Sacks By: Number-Yards	0-0	0-0
PAT Kicks	2-2	3-3
Field Goals	0-0	1-1

**RUSHING:** Central Connecticut-HOLLOMON, R. 27-66; LEE, D. 12-56; LINARES, C. 1-10; CLEMENTS, A. 1-4; COHEN, D. 2-minus 2; SANGIACOMO, N. 1-minus 5. James Madison-SCOTT, D. 15-120; BIRDSONG, M. 9-55; LATNEY, J. 5-33; LAMBERT, J. 11-28; SMITH, D. 1-7; SCHIELE, D. 1-6; TEAM 1-minus 2.

**PASSING:** Central Connecticut-CLEMENTS, A. 10-24-2-127; TEAM 0-1-0-0; SANGIACOMO, N. 1-1-0-5. James Madison-BIRDSONG, M. 10-18-0-115; SCHIELE, D. 0-3-0-0.

**RECEIVING:** Central Connecticut-HOLMES, T. 4-60; JONES, D. 2-27; BENZING, S. 1-29; BRADDOCK, M. 1-15; TARANTINO, T. 1-4; HOLLOWOM, R. 1-0; LINARES, C. 1-minus 3. James Madison-HARVEY, A. 2-32; CHEATHAM, D. 2-21; DAVIS, R. 1-19; SCOTT, D. 1-14; HUNTER, Q.

1-12; SMITH, D. 1-7; RICHARDS, D. 1-6; COBLE, A. 1-4.

**FUMBLES:** Central Connecticut-SANGIACOMO, N. 1-0; COHEN, D. 1-0. James Madison-LAMBERT, J. 2-1; CHEATHAM, D. 1-1.

**TACKLES (UA-A):** Central Connecticut-ALAEZE, J. 3-4; ROSE, D. 2-5; REESE, A. 3-2; YOPP, E. 1-4; ELMORE, J. 0-5; WEZENSKI, A. 2-2; CELERIN, J. 2-2; WATSON, C. 2-2; ABNER, C. 2-1; BENJAMIN, D. 1-2; DAVIS, A. 1-2; ATKINSON, P. 1-2; THOMAS, K. 0-3; MURDOCK, A. 0-3; MINOR, K. 1-1; LINARES, C. 0-2; MORRISON, C. 1-0; NIGGEBRUGGE, S. 1-0; LEE, D. 1-0; EFESE, J. 1-0; GRANT, J. 0-1; HOLMES, T. 0-1; CULLEN, B. 0-1; ORNSBY, L. 0-1; WHITE, J. 0-1; HARRIS, V. 0-1. James Madison-ROBERTSON, S. 2-10; STEELE, G. 1-11; WILSON, J. 2-6; MARLOWE, D. 2-5; MOSLEY, A. 1-6; ROSE, P. 1-6;

REYNOLDS, T. 3-3; JACQUES, A. 1-4; WILLIAMS, K. 2-2; HAROLD, S. 2-1; STANTON, J. 1-2; TOGIA, B. 0-3; STALLINGS, R. 1-1; BARILLO, J. 0-2; THOUROGOOD, L. 0-2; TILL, T. 0-2; FUCCI, W. 1-0; BANGURA, A. 1-0; GREENE, R. 1-0; NORTON, C. 1-0; JOHNSON, W. 0-1; LEE, B. 0-1; CHEATHAM, D. 0-1; OZYCZ, Z. 0-1.

**SACKS (UA-A):** Central Connecticut-None. James Madison-None.

**INTERCEPTIONS:** Central Connecticut-None. James Madison-REYNOLDS, T. 1-51; MARLOWE, D. 1-35.



# GAME #2 AT AKRON

#15 James Madison .....33  
Akron .....35

	1	2	3	4	Score
James Madison	13	0	11	9	33
Akron	0	14	14	7	35

InfoCision Stadium, Akron, Ohio, Sept. 7, 2013  
Attendance: 9,653

No. 15/20 James Madison football team's comeback drive fell just short as the Dukes dropped a 35-33 decision at Football Bowl Subdivision opponent Akron on Saturday night.

With 1:19 remaining and down 35-33, the Dukes began a 12-play drive at their own 20-yard line. Sophomore quarterback Michael Birdsong connected to redshirt sophomore Deane Cheatham for a seven-yard pass, but two quick plays came up empty. Coming out of the final timeout, redshirt senior Dae'Quan Scott gained four rushing yards to the JMU31, but an unsportsmanlike conduct call backed the Dukes up to their own 16-yard line.

Birdsong battled and connected with Cheatham once again for a five-yard pick-up before an incomplete pass to freshman Rashard Davis stopped the clock. Scott pushed ahead again, rushing for nine yards and the first down on the JMU 30. A 21-yard strike to redshirt senior Quintin Hunter moved the Dukes into Akron territory and a follow-up 13-yard pass to redshirt senior Arlandis Harvey gave JMU the first down on the Akron 36-yard line.

Harvey locked up with Birdsong once more for a nine-yard pass but, without a first down, confusion on the field allowed the clock to wind down before JMU get take a snap.

The Dukes possessed the ball for 38:20 and ran 94 plays for 498 yards, including two fourth-down conversions in three attempts. The Zips held the ball for just 21:40 and ran 57 plays for 356 yards.

Birdsong recorded his first 300-yard passing game as he notched 310 yards on 29-of-42 completions, including three touchdown passes. Scott rushed for 107 yards with one touchdown and caught six passes for 18 yards and a touchdown.

To open the game, the Dukes drove 72 yards downfield to set up the three-yard pass from Birdsong to Scott who was waiting in the end zone. JMU took the 6-0 lead after the ensuing attempt at a two-point conversion was stopped short of the goal line.

On the kickoff, the ball hopped away from the Akron returner and following the scramble, redshirt senior Pete Rose came up with the ball for the Dukes at the Akron 28-yard line. After an 11-yard loss on first and 10, Scott gained two back off a pass before Birdsong rushed for six yards. He then connected with junior DeAndre' Smith on a 30-yard pass to put JMU on the Akron one-yard line. Birdsong handed the ball off to Scott, who ran it up the middle for his second strike of the day and a 13-0 lead for JMU.

Akron's first offensive series went three-and-out after Brandon Lee notched his first sack of the year, but the Dukes were unable to convert. On the Zips' fifth offensive play of the game, redshirt freshman Kwe'shon Williams laid out for an interception to give JMU possession once again as they closed the quarter with 28 plays and 136 yards gained to Akron's five plays and 10 yards gained.

**RUSHING:** Central Connecticut-HOLOMON, R. 27-66; LEE, D. 12-56; LINARES, C. 1-10; CLEMENTS, A. 1-4; COHEN, D. 2-minus 2; SANGIACOMO, N. 1-minus 5. James Madison-SCOTT, D. 15-120; BIRDSONG, M. 9-55; LATNEY, J. 5-33; LAMBERT, J. 11-28; SMITH, D. 1-7; SCHIELE, D. 1-6; TEAM 1-minus 2.

**PASSING:** Central Connecticut-CLEMENTS, A. 10-24-2-127; TEAM 0-1-0-0; SANGIACOMO, N. 1-1-0-5. James Madison-BIRDSONG, M. 10-18-0-115; SCHIELE, D. 0-3-0-0.

**RECEIVING:** Central Connecticut-HOLMES, T. 4-60; JONES, D. 2-27; BENZING, S. 1-29; BRADDOCK, M. 1-15; TARANTINO, T. 1-4; HOLLOMON, R. 1-0; LINARES, C. 1-minus 3. James Madison-HARVEY, A. 2-32; CHEATHAM, D. 2-21; DAVIS, R. 1-19; SCOTT, D. 1-14; HUNTER, Q.

## Scoring Summary

**1st Quarter** JMU-UA  
9:26 JMU Scott 3-yd pass from Birdsong 6-0  
(Hunter rush failed) 14-75, 5:34 TOP  
7:00 JMU Scott 1-yd run 13-0  
(Starke kick) 5-28, 2:23 TOP

**2nd Quarter**  
8:42 UA Hirschman 1-yd run 13-7  
(Stein kick) 13-77, 4:25 TOP  
0:53 UA D'Orazio 2-yd pass from Hirschman 13-14  
(Stein kick) 4-16, 1:36 TOP

**3rd Quarter**  
7:38 JMU Starke 45-yd field goal 16-14  
14-50, 6:07 TOP  
6:55 UA Pratt 68-yd pass from Hirschman 16-21  
(Stein kick) 3-72, 0:43 TOP  
4:00 JMU D. Brown 5-yd pass from Birdsong 24-21  
(Cheatham rush) 7-61, 2:47 TOP  
2:47 UA D'Orazio 3-yd pass from Pohl 24-28  
(Stein kick) 4-65, 1:13 TOP

**4th Quarter**  
14:14 JMU Starke 29-yd field goal 27-28  
9-57, 3:27 TOP  
8:19 UA Dillard 24-yd pass from Pohl 27-35  
(Stein kick) 9-56, 3:39 TOP  
5:18 JMU Richards 5-yd pass from Birdsong 33-35  
(Birdsong pass failed) 5-68, 2:53 TOP

The Zips started to build momentum in the second quarter, as they drove 77 yards into the end zone. In the waning moments of the first half, a fumble by redshirt freshman Jainard Lambert and an Akron recovery put the Zips on the JMU 16-yard line. They scored 1:36 later and a successful PAT gave Akron the 14-13 lead.

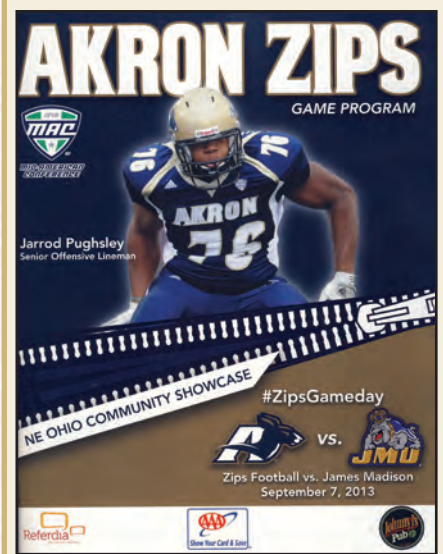
In the third quarter, JMU took a chance on fourth down and a pass interference call in the end zone gave the Dukes new life. A series of penalties, however, stalled the drive, bringing in Starke to send a 45-yard field goal through the uprights, giving the Dukes a 16-14 lead.

Akron responded in the next series as a free play resulted in a 68-yard touchdown-pass down the Akron sideline, giving the Zips the 21-16 lead. JMU answered in the next drive as Birdsong dropped a five-yard pass into redshirt junior Daniel Brown's arms in the left corner of the end zone, and Cheatham converted the two-point attempt to put the Dukes on top 24-21.

1-12; SMITH, D. 1-7; RICHARDS, D. 1-6; COBLE, A. 1-4.

**FUMBLES:** Central Connecticut-SANGIACOMO, N. 1-0; COHEN, D. 1-0. James Madison-LAMBERT, J. 2-1; CHEATHAM, D. 1-1.

**TACKLES (UA-A):** Central Connecticut-ALAEZE, J. 3-4; ROSE, D. 2-5; REESE, A. 3-2; YOPP, E. 1-4; ELMORE, J. 0-5; WEZENSKI, A. 2-2; CELERIN, J. 2-2; WATSON, C. 2-2; ABNER, C. 2-1; BENJAMIN, D. 1-2; DAVIS, A. 1-2; ATKINSON, P. 1-2; THOMAS, K. 0-3; MURDOCK, A. 0-3; MINOR, K. 1-1; LINARES, C. 0-2; MORRISON, C. 1-0; NIGGEBRUGGE, S. 1-0; LEE, D. 1-0; EFESE, J. 1-0; GRANT, J. 0-1; HOLMES, T. 0-1; CULLEN, B. 0-1; ORNSBY, L. 0-1; WHITE, J. 0-1; HARRIS, V. 0-1. James Madison-ROBERTSON, S. 2-10; STEELE, G. 1-11; WILSON, J. 2-6; MARLOWE, D. 2-5; MOSLEY, A. 1-6; ROSE, P. 1-6;



	JMU	UA
<b>FIRST DOWNS</b>	<b>26</b>	<b>14</b>
Rushing	12	2
Passing	12	11
Penalty	2	1
<b>NET YARDS RUSHING</b>	<b>188</b>	<b>69</b>
Rushing Attempts	51	25
Average Per Rush	3.7	2.8
<b>NET YARDS PASSING</b>	<b>310</b>	<b>287</b>
Completions-Attempts-Int	29-43-1	20-32-1
Average Per Attempt	7.2	9.0
Average Per Completion	10.7	14.4
<b>TOTAL OFFENSE YARDS</b>	<b>498</b>	<b>356</b>
Total offense plays	94	57
Average Gain Per Play	5.3	6.2
Fumbles: Number-Lost	1-1	0-0
Penalties: Number-Yards	9-72	7-70
<b>PUNTS-YARDS</b>	<b>4-170</b>	<b>5-229</b>
Average Yards Per Punt	42.5	45.8
Net Yards Per Punt	30.5	41.6
Inside 20	0	2
<b>KICKOFFS-YARDS</b>	<b>6-213</b>	<b>6-367</b>
Average Yards Per Kickoff	35.5	61.2
Net Yards Per Kickoff	20.7	37.3
Touchbacks	2	1
Punt returns: Number-Yards-TD	2-1-0	2-28-0
Average Per Return	0.5	14.0
Kickoff returns: Number-Yds-TD	5-118-0	2-39-0
Average Per Return	23.6	19.5
Interceptions: Number-Yds-TD	1-0-0	1-0-0
Fumble Returns: Number-Yds-TD	0-0-0	0-0-0
Miscellaneous Yards	0	0
<b>Possession Time</b>	<b>38:20</b>	<b>21:40</b>
Third-Down Conversions	9 of 20	8 of 13
Fourth-Down Conversions	2 of 3	0 of 0
Red-Zone Scores-Chances	6-6	3-3
Sacks By: Number-Yards	4-32	3-20
PAT Kicks	1-1	5-5
Field Goals	2-2	0-0

REYNOLDS, T. 3-3; JACQUES, A. 1-4; WILLIAMS, K. 2-2; HAROLD, S. 2-1; STANTON, J. 1-2; TOGIA, B. 0-3; STALLINGS, R. 1-1; BARILLO, J. 0-2; THOUROGOOD, L. 0-2; TILL, T. 0-2; FUCCI, W. 1-0; BANGURA, A. 1-0; GREENE, R. 1-0; NORTON, C. 1-0; JOHNSON, W. 0-1; LEE, B. 0-1; CHEATHAM, D. 0-1; OZYCZ, Z. 0-1.

**SACKS (UA-A):** Central Connecticut-None. James Madison-None.

**INTERCEPTIONS:** Central Connecticut-None. James Madison-REYNOLDS, T. 1-51; MARLOWE, D. 1-35.



# GAME #3 VS. ST. FRANCIS

**#17 James Madison . . . . . 24**  
**Saint Francis (Pa.) . . . . . 20**

	1	2	3	4	Score
Saint Francis	7	0	7	6	20
James Madison	0	3	14	7	24

**Bridgeforth Stadium, Harrisonburg, Va., Sept. 14, 2013**  
**Attendance: 21,276**

Redshirt-senior Dae'Quan Scott posted his 15th career 100-yard rushing game, including 137 yards and two scores in the second half, to lead the No. 17 James Madison Dukes to a 24-20 come-from-behind victory over Saint Francis at Bridgeforth Stadium Saturday night.

Scott ran for 190 yards and two touchdowns on 32 carries on the night, opening up the 2013 season with three consecutive 100-yard rushing games. Sophomore quarterback Michael Birdsong was 10-of-23 for 145 yards and one touchdown. Redshirt-senior linebacker Stephon Robertson led the defensive effort with 14 tackles, including two sacks. Junior defensive end Sage Harold also was a standout, making seven tackles including three sacks and a forced fumble.

Saint Francis quarterbacks Capri Thompson and Max Ward were a combined 11-of-20 for 177 yards and a touchdown, while running back Kyle Harbridge ran 25 times for 100 yards and one score.

Trailing 14-3, the Madison offense got things back in order on its final two drives of the third quarter. A 31-yard catch by freshman wide receiver Rashard Davis put the Dukes in business at the SFU 18. Four plays later, Birdsong capped off the 8-play, 72-yard march with an 11-yard touchdown pass to redshirt junior wide receiver Marquis Woodyard, cutting the deficit to 14-10 with under four minutes to go in the third quarter.

On its next possession, James Madison again put points on the board, going 54 yards in just five plays. On 2nd-and-9 from the Saint Francis 24, Scott took the handoff, avoided several would-be tacklers and scampered into the end zone to give the Dukes their first lead of the game at 17-14 with 1:11 left in the third quarter.

Birdsong threw an interception on JMU's first possession of the fourth quarter and Saint Francis capitalized on it for points. The Red Flash got the ball on the JMU 33 but could only get five yards and the Madison defense stonewalled them. Kicker Lance Geesey hit from 45 yards out to knot the game at 24 with just under 10 minutes to play.

The Dukes had their own answer by putting together another solid drive, this time covering 75 yards in eight plays. Again, Scott found a way to finish it off, this time going around the left side, picking up a couple of key blocks and finding the end zone from 22 yards out for a 24-17 JMU advantage with 7:49 to go.

SFU came back on its next drive and went 51 yards in eight plays before the JMU defense put the breaks on for them. This time, Geesey converted from farther out, nailing a 47-yard field goal to make it 24-20 with 3:28 left in the fourth quarter. St. Francis got the ball back for one last drive with 1:04 remaining in the game, but the Dukes defense held strong by getting a sack and three incompletions to end the final threat and seal the win.

To start the game, the visitors received and struck quickly, scoring

## Scoring Summary

1st Quarter		SFU-JMU	
14:45	SFU Smith 72-yd pass from Ward (Geesey kick)	7-0	1-72, 0:15 TOP
2nd Quarter			
1:26	JMU Starke 21-yd field goal	7-3	11-69, 4:20 TOP
3rd Quarter			
12:22	SFU Harbridge 50-yd run (Geesey kick)	14-3	3-59, 1:30 TOP
3:38	JMU Woodyard 11-yd pass from Birdsong (Starke kick)	14-10	8-72, 3:22 TOP
1:11	JMU Scott 24-yd run (Starke kick)	14-17	5-54, 1:13 TOP
4th Quarter			
9:58	SFU Geesey 45-yd field goal	17-17	4-5, 2:04 TOP
7:49	JMU Scott 22-yd run (Starke kick)	17-24	8-75, 2:06 TOP
3:28	SFU Geesey 47-yd field goal	20-24	8-51, 4:16 TOP

on the very first play of the game as quarterback Terell Smith threw to wide receiver Max Ward for a 72-yard touchdown that put Red Flash up 7-0 seconds into the game.

That was the only points of the half until late in the second quarter as the Dukes' offense got off to a slow start and JMU's defense put the brakes on for Saint Francis. With 5:46 to go in the second quarter, James Madison developed a good drive, lasting 11 plays and 69 yards, including Birdsong connecting with redshirt-junior Daniel Brown for a 52-yard completion on 3rd-and-23. The end result was a 21-yard field goal by redshirt senior Cameron Starke, making it 7-3 at the halftime break.

However, Saint Francis tacked on to the lead on its first drive of the second half. Running back Kyle Harbridge ran for a 50-yard touchdown that increased the Red Flash lead 14-3 less than three minutes into the second half.



	SFU	JMU
<b>FIRST DOWNS</b>	<b>11</b>	<b>19</b>
Rushing	4	14
Passing	7	4
Penalty	0	1
<b>NET YARDS RUSHING</b>	<b>76</b>	<b>253</b>
Rushing Attempts	44	50
Average Per Rush	1.7	5.1
<b>NET YARDS PASSING</b>	<b>177</b>	<b>145</b>
Completions-Attempts-Int	11-20-0	10-23-3
Average Per Attempt	8.9	6.3
Average Per Completion	16.1	14.5
<b>TOTAL OFFENSE YARDS</b>	<b>253</b>	<b>398</b>
Total offense plays	64	73
Average Gain Per Play	4.0	5.5
Fumbles: Number-Lost	2-0	3-1
Penalties: Number-Yards	6-51	8-54
<b>PUNTS-YARDS</b>	<b>10-373</b>	<b>7-255</b>
Average Yards Per Punt	37.3	36.4
Net Yards Per Punt	36.9	33.4
Inside 20	5	0
<b>KICKOFFS-YARDS</b>	<b>5-304</b>	<b>5-315</b>
Average Yards Per Kickoff	60.8	63.0
Net Yards Per Kickoff	39.2	40.2
Touchbacks	1	1
Punt returns: Number-Yards-TD	4-21-0	4-4-0
Average Per Return	5.2	1.0
Kickoff returns: Number-Yds-TD	4-89-0	4-83-0
Average Per Return	22.2	20.8
Interceptions: Number-Yds-TD	3-31-0	0-0-0
Fumble Returns: Number-Yds-TD	0-0-0	0-0-0
Miscellaneous Yards	0	0
<b>Possession Time</b>	<b>33:44</b>	<b>26:16</b>
Third-Down Conversions	4 of 17	6 of 15
Fourth-Down Conversions	0 of 1	0 of 0
Red-Zone Scores-Chances	0-0	2-2
Sacks By: Number-Yards	2-13	8-57
PAT Kicks	2-2	3-3
Field Goals	2-2	1-1

**RUSHING:** Saint Francis-HARBRIDGE, K. 20-100; DICKSON, K. 11-25; TEAM 1-minus 5; THOMPSON, C. 5-minus 6; WARD, M. 7-minus 38. James Madison-SCOTT, D. 32-190; SIMMONS, D. 3-25; LATNEY, J. 3-23; RAVENEL, B. 1-7; BIRDSONG, M. 5-5; LAMBERT, J. 3-3; DAVIS, R. 2-2; TEAM 1-minus 2. **PASSING:** James Madison-BIRDSONG, M. 29-42-1-310; TEAM 0-1-0-0. Akron-POHL, K. 14-22-1-143; HIRSCHMAN, N. 6-10-0-144.

**PASSING:** Saint Francis-THOMPSON, C. 6-13-0-62; WARD, M. 5-7-0-115. James Madison-BIRDSONG, M. 10-23-3-145.

**RECEIVING:** Saint Francis-ABEID, A. 4-40; SMITH, T. 3-90; DOMONKOS, D. 2-30; HARBRIDGE, K. 1-12; DICKSON, K. 1-5. James Madison-BROWN, D. 4-63; HARVEY, A. 2-30; DAVIS, R. 1-36; WOODYARD, M. 1-11;

RICHARDS, D. 1-4; SCOTT, D. 1-1.

**FUMBLES:** Saint Francis-HARBRIDGE, K. 1-0; WARD, M. 1-0. James Madison-LAMBERT, J. 1-1; DAVIS, R. 1-0; SCOTT, D. 1-0.

**TACKLES (UA-A):** Saint Francis-MA'AFALA-MAIWA 2-7; JEROME, L. 5-3; DEMEDAL, J. 3-5; LAUKAITIS, J. 3-5; NEAL, B. 4-3; FRUEAN, A. 3-3; MINTER, D. 4-1; DENNIS, M. 2-2; MAUGHAN-EVANSON 2-2; COLEMAN, D. 2-2; SMALL, B. 1-3; GIBSON, C. 0-3; MCGANT, D. 0-3; SILA, S. 1-1; REIMERS, C. 0-2; MOOSE, K. 0-2; BOURNE, T. 0-2; PICKENS, M. 1-0; JORDAN, R. 1-0; THOMPSON, A. 1-0; LaDUKE, R. 1-0; BOWMAN, A. 0-1. James Madison-ROBERTSON, S. 4-10; STEELE, G. 1-10; STANTON, J. 2-6; HAROLD, S. 3-4; TILL, T. 2-5; MARLOWE, D. 2-5; LEE, B. 1-4; TOGIA, B. 0-5; BANGURA, A. 2-2; SNOW, T. 1-3; WILSON, J.

1-2; ROSE, P. 0-3; HARVEY, A. 2-0; REYNOLDS, T. 1-1; BARILLO, J. 1-1; WELLS, J. 0-2; GORDON, R. 0-2; WILLIAMS, K. 0-2; ALLEN, D. 0-1; BROOKS, M. 0-1; MOSLEY, A. 0-1.

**SACKS (UA-A):** Saint Francis-NEAL, B. 1-0; FRUEAN, A. 1-0. James Madison-HAROLD, S. 2-2; STANTON, J. 1-2; ROBERTSON, S. 2-0; TOGIA, B. 0-1; SNOW, T. 0-1.

**INTERCEPTIONS:** Saint Francis-MINTER, D. 2-31; JEROME, L. 1-0. James Madison-None.



# GAME #4 VS. CHARLOTTE

#16 James Madison .....34  
Charlotte .....7

	1	2	3	4	Score
Charlotte	7	0	0	0	7
James Madison	14	6	7	7	34

**Bridgeforth Stadium, Harrisonburg, Va., Sept. 21, 2013**  
**Attendance: 18,302**

After a quick start Saturday night by Charlotte at a rainy Bridgeforth Stadium, No. 16/17 James Madison football rode a big day from redshirt-senior Dae'Quan Scott to a 34-7 win over visiting Charlotte, Sept. 21. With the victory in their final non-conference game, the Dukes are now 3-0 at home this season.

Led by Scott and quarterback Michael Birdsong, the offense racked up 522 total yards. Scott received a heavy workload, carrying the ball a personal-best 35 times for 176 yards and two touchdowns while Birdsong was 20-for-28 through the air for 201 yards and a score.

Scott eclipsed 100-yards rushing for the fourth straight game and the 16th time in his career to move into third all-time in career-rushing yards (2,886 yards). Birdsong passed for more than 200 yards for the second time this season.

Following a fumble by the Dukes on the opening kickoff, the 49ers took a 7-0 lead on an eight-yard run by Matt Johnson. The two-play drive began on the JMU 31-yard line.

JMU responded with 34 unanswered points, starting with a 12-play, 76-yard drive immediately following Charlotte's touchdown. Scott capped the drive with a nine-yard run to tie the game midway through the first.

Following a failed 4th-down conversion attempt by the 49ers, JMU matched its longest drive in school history as the Dukes marched 99 yards on 11 plays. Once again, it was Scott who put the finishing touch on the drive with a 20-yard touchdown run to give the Dukes a 14-7 lead they would never relinquish.

JMU turned to the passing game for the lone points of the second quarter. Birdsong connected with a wide-open Quintin Hunter down the left sideline for a 37-yard touchdown pass. The kick from redshirt senior Cameron Starke went wide of the uprights, and the Dukes took a 20-7 lead in the half.

JMU outscored the 49ers 14-0 in the second half as a pair of freshmen reached the end zone for the first time in their career.

Wide receiver Rashard Davis took a handoff late in the third to score a 36-yard touchdown. Making his debut for the Dukes, Khalid Abdullah ran 13 times for 61 yards, including a six-yard run early in the fourth to complete the scoring at 34-7.

Both teams struggled to hold on to the ball in the rainy weather. Charlotte fumbled six times and lost three of them, while JMU turned the ball over on all three of its fumbles.

Linebacker Stephon Robertson led the JMU defensive effort with 12 tackles including six solo stops, a forced fumble and a fumble recovery. Defensive tackle Alex Mosley finished with 1.5 sacks, while defensive end Ascene Jacques, linebacker Gage Steele and defensive end Brandon Lee all forced fumbles. Cornerback Kwe'shon Williams intercepted his second pass of the season.


**RUSHING:** Charlotte-JOHNSON, M. 21-51; BARNWELL, A. 11-33; PHILLIPS, K. 9-29; MATTOX, M. 1-11; HUNTER, M. 2-9. James Madison-SCOTT, D. 35-176; ABDULLAH, K. 14-67; DAVIS, R. 1-36; SIMMONS, D. 8-32; BIRDSONG, M. 4-12; CHEATHAM, D. 1-2; TEAM 1-minus 1; COBLE, A. 1-minus 3.

**PASSING:** Charlotte-JOHNSON, M. 13-26-1-98. James Madison-BIRDSONG, M. 20-28-2-201; SCHIELE, D. 0-1-0-0.

**RECEIVING:** Charlotte-BOSTICK, T. 4-32; HUNTER, M. 3-38; CRAWFORD, C. 2-13; DUKE, A. 2-8; BOLUS, J. 1-7; BARNWELL, A. 1-0. James Madison-BROWN, D. 6-71; COBLE, A. 5-20; HUNTER, Q. 3-63; DAVIS, R. 2-35; RICHARDS, D. 1-11; HARVEY, A. 1-3; CHEATHAM, D. 1-0; DIXON, R. 1-minus 2.

## Scoring Summary

1st Quarter		CHAR-JMU	
14:30	CHAR Johnson 8-yd run (Brewer kick)	7-0	2-31, 0:30 TOP
10:33	JMU Scott 9-yd run (Starke kick)	7-7	12-76, 3:57 TOP
2:44	JMU Scott 20-yd run (Starke kick)	7-14	11-99, 3:45 TOP
2nd Quarter			
6:17	JMU Hunter 37-yd pass from Birdsong (Starke kick failed)	7-20	1-37, 0:07 TOP
3rd Quarter			
5:45	JMU Davis 36-yd run (Starke kick)	7-27	6-74, 2:24 TOP
4th Quarter			
11:20	JMU Abdullah 6-yd run (Starke kick)	7-34	13-86, 4:19 TOP



	CHAR	JMU
<b>FIRST DOWNS</b>	<b>14</b>	<b>30</b>
Rushing	10	20
Passing	3	9
Penalty	1	1
<b>NET YARDS RUSHING</b>	<b>133</b>	<b>321</b>
Rushing Attempts	44	65
Average Per Rush	3.0	4.9
<b>NET YARDS PASSING</b>	<b>98</b>	<b>201</b>
Completions-Attempts-Int	13-26-1	20-29-2
Average Per Attempt	3.8	6.9
Average Per Completion	7.5	10.1
<b>TOTAL OFFENSE YARDS</b>	<b>231</b>	<b>522</b>
Total offense plays	70	94
Average Gain Per Play	3.3	5.6
Fumbles: Number-Lost	6-3	3-3
Penalties: Number-Yards	4-30	4-40
<b>PUNTS-YARDS</b>	<b>8-293</b>	<b>2-54</b>
Average Yards Per Punt	36.6	27.0
Net Yards Per Punt	35.5	23.5
Inside 20	1	0
<b>KICKOFFS-YARDS</b>	<b>2-129</b>	<b>6-380</b>
Average Yards Per Kickoff	64.5	63.3
Net Yards Per Kickoff	37.5	44.5
Touchbacks	0	2
Punt returns: Number-Yards-TD	1-7-0	3-9-0
Average Per Return	7.0	3.0
Kickoff returns: Number-Yds-TD	3-63-0	2-54-0
Average Per Return	21.0	27.0
Interceptions: Number-Yds-TD	2-0-0	1-12-0
Fumble Returns: Number-Yds-TD	0-0-0	0-0-0
Miscellaneous Yards	0	0
<b>Possession Time</b>	<b>25:11</b>	<b>34:49</b>
Third-Down Conversions	3 of 16	12 of 18
Fourth-Down Conversions	1 of 3	1 of 4
Red-Zone Scores-Chances	1-2	3-4
Sacks By: Number-Yards	1-10	2-10
PAT Kicks	1-1	4-5
Field Goals	0-1	0-0

**FUMBLES:** Charlotte-JOHNSON, M. 4-1; BARNWELL, A. 1-1; MATTOX, M. 1-1. James Madison-SCOTT, D. 2-2; BRANCH, C. 1-1.

**TACKLES (UA-A):** Charlotte-MATTOX, M. 5-13; PEARSON, D. 4-6; ALCALDE, N. 4-6; CALDWELL, T. 4-6; CUNNINGHAM JR, 6-2; NORMAN, T. 4-3; BRYAN, M. 1-6; HOGAN, M. 1-6; CLAYTON-MOLBY, 3-3; OGUNJOBI, L. 2-3; FLEMING, T. 0-5; MIDDLETON, J. 0-4; WINCHESTER, T. 0-4; BANKS, B. 2-1; HOLMES, A. 2-1; JOHNSON, D. 1-2; COOPER, D. 1-1; BOSTICK, T. 1-0; BRIDGESTHOMPSON 1-0; RHINEHART, E. 0-1; LUCAS, D. 0-1; CLEGG, D. 0-1; PETTIT, M. 0-1. James Madison-ROBERTSON, S. 6-6; SNOW, T. 1-8; JACQUES, A. 2-5; BROOKS, M. 2-4; STEELE, G. 2-4; TILL, T. 1-5; MARLOWE, D. 2-2; REYNOLDS, T. 1-3; MOSLEY, A. 1-3; WILSON, J. 0-4; BARILLO, J.

3-0; GREENE, R. 2-1; LEE, B. 1-2; BAKER, J. 0-3; WILLIAMS, K. 0-3; BANGURA, A. 2-0; ARNONE, C. 1-0; HUNTER, Q. 1-0; ALLEN, D. 1-0; TOGIA, B. 0-1; WALKER, S. 0-1; HAROLD, S. 0-1; STANTON, J. 0-1; PARRISH, J. 0-1.

**SACKS (UA-A):** Charlotte-PEARSON, D. 1-0. James Madison-MOSLEY, A. 1-1; SNOW, T. 0-1.

**INTERCEPTIONS:** Charlotte-CUNNINGHAM JR, 1-0; WINCHESTER, T. 1-0. James Madison-WILLIAMS, K. 1-2.



# GAME #5 AT DELAWARE

#14 James Madison ..... 22  
 #RV Delaware ..... 29

	1	2	3	4	Score
James Madison	13	6	0	3	22
Delaware	0	7	15	7	29

Delaware Stadium, Newark, DeL., Sept. 28, 2013  
 Attendance: 18,405

No. 14 James Madison was unable to overcome two short field situations resulting in Delaware second-half touchdowns and fell to the host Blue Hens, 29-22, in the Colonial Athletic Association opener for both teams.

Leading 19-7 in the third quarter, Madison gave up two straight drives starting on JMU's own 15-yard line to Delaware, the first set up by a long kick return and the second on a blocked Connor Arnone punt. The Blue Hens converted both into touchdowns to take a 22-19 lead, with the second an 8-yard touchdown pass from Trent Hurley to Nick Broyles who connected again for the two-point conversion to take the lead.

The Dukes rallied with an eight-play, 65-yard drive but the drive stalled at the 11-yard line. Madison was forced to settle for a 28-yard field goal from Cameron Starke to tie the game at 22 with 11:35 remaining in the fourth quarter.

Delaware responded on its ensuing possession by going on an 11-play, 75-yard march that ended with 4-yard touchdown pass from Hurley to Broyles to give the Blue Hens what would be the game-winning touchdown with 6:40 remaining in the fourth quarter.

The Dukes opened the game on defense and on the first play, Robertson deflected Trent Hurley's pass and intercepted it, putting JMU in business at the UD 33. Madison could not get a first down, but put the first points on the board on a 42-yard field goal by Cameron Starke to make it 3-0. JMU made it 6-0 on 31-yard field goal by Starke with 6:11 remaining in the first to cap off a seven-play, 70-yard drive.

The Dukes pushed their lead to 13-0 when Birdsong connected on a 37-yard touchdown pass to tight end Deane Cheatham with just 16 seconds to go in the first quarter.

After a missed field goal on their previous possession, Delaware put together its first scoring drive of the game of seven plays and 71 yards. This time, the Hens found the end zone on Andrew Pierce's two-yard touchdown run.

Delaware threatened again late in the first half, but redshirt-freshman cornerback Kwe'shon Williams deflected Hurley's pass and redshirt-freshman cornerback Taylor Reynolds grabbed it in the end zone for a touchback. JMU took it the length of the field in just under two minutes, as Birdsong hit Dae'Quan Scott on a wheel route for a 37-yard touchdown that made it 19-7 Dukes at the halftime break.

On the first possession of the second half, Cameron Starke missed his first field goal of the season, a 33-yard attempt, wide right.

Neither team was able to run the ball effectively in the game, as the two teams only managed just over 120 yards each. Sophomore quarterback Michael Birdsong was 19-for-35 for 292 yards, two touchdowns and one interception, while redshirt-senior linebacker

## Scoring Summary

1st Quarter		JMU-UD	
13:48	JMU Starke 42-yd field goal		3-0
		4-8, 1:04	TOP
6:11	JMU Starke 31-yd field goal		6-0
		7-70, 2:32	TOP
0:16	JMU Cheatham 37-yd pass from Birdsong (Starke kick)	13-0	11-84, 4:39
			TOP
2nd Quarter			
7:04	UD Pierce 2-yd run (Baner kick)	13-7	7-71, 2:29
			TOP
0:06	JMU Scott 33-yd pass from Birdsong (Starke kick failed)	19-7	11-80, 1:48
			TOP
3rd Quarter			
3:34	UD Bush 1-yd pass from Hurley (Baner kick)	19-14	3-15, 1:07
			TOP
0:44	UD Boyle 8-yd pass from Hurley (Boyle pass from Hurley)	19-22	2-15, 0:56
			TOP
4th Quarter			
11:35	JMU Starke 28-yd field goal	22-22	8-65, 4:02
			TOP
6:40	UD Boyle 4-yd pass from Hurley (Baner kick)	22-29	11-75, 4:55
			TOP

Stephon Robertson led all tacklers with a career-high 16 stops, including a career-best 4.5 tackles for loss.

Dae'Quan Scott was held in check for most of the game by the Blue Hens defense and finished the game with 20 carries for 52 yards and four receptions for 60 yards and a touchdown.

James Madison held a slight advantage in yardage at 414-360 and also time of possession at 32:17 to 27:43. The two key stats were third-down conversions, as JMU was just 3-of-16 as compared to UD's 8-of-15 and Madison also committed nine penalties for 77 yards compared to just one penalty for 10 yards for Delaware.



	JMU	DELAWARE
<b>FIRST DOWNS</b>	<b>20</b>	<b>19</b>
Rushing	8	6
Passing	12	12
Penalty	0	1
<b>NET YARDS RUSHING</b>	<b>122</b>	<b>127</b>
Rushing Attempts	39	38
Average Per Rush	3.1	3.3
<b>NET YARDS PASSING</b>	<b>292</b>	<b>233</b>
Completions-Attempts-Int	19-36-1	20-31-2
Average Per Attempt	8.1	7.5
Average Per Completion	15.4	11.6
<b>TOTAL OFFENSE YARDS</b>	<b>414</b>	<b>360</b>
Total offense plays	75	69
Average Gain Per Play	5.5	5.2
Fumbles: Number-Lost	1-0	0-0
Penalties: Number-Yards	9-77	1-10
<b>PUNTS-YARDS</b>	<b>6-208</b>	<b>5-203</b>
Average Yards Per Punt	34.7	40.6
Net Yards Per Punt	30.5	38.4
Inside 20	1	3
<b>KICKOFFS-YARDS</b>	<b>6-355</b>	<b>5-316</b>
Average Yards Per Kickoff	59.2	63.2
Net Yards Per Kickoff	38.3	41.4
Touchbacks	1	1
Punt returns: Number-Yards-TD	3-11-0	3-25-0
Average Per Return	3.7	8.3
Kickoff returns: Number-Yds-TD	4-84-0	4-100-0
Average Per Return	21.0	25.0
Interceptions: Number-Yds-TD	2-0-0	1-10-0
Fumble Returns: Number-Yds-TD	0-0-0	0-0-0
Miscellaneous Yards	0	0
<b>Possession Time</b>	<b>32:16</b>	<b>27:44</b>
Third-Down Conversions	3 of 16	8 of 15
Fourth-Down Conversions	2 of 2	1 of 1
Red-Zone Scores-Chances	2-3	4-7
Sacks By: Number-Yards	0-0	4-22
PAT Kicks	1-2	3-3
Field Goals	3-4	0-1

**RUSHING:** James Madison-SCOTT, D. 20-51; DAVIS, R. 1-49; BIRDSONG, M. 16-23; ABDULLAH, K. 1-2; SMITH, D. 1-minus 3. Delaware-HURLEY, T. 6-48; PIERCE, A. 20-40; LAING, J. 7-25; HARRISON, J. 1-17; RANDOLPH, J. 1-0; JONES, R. 1-MINUS 1; TEAM 2-MINUS 2.

**PASSING:** BIRDSONG, M. 19-35-1-292; TEAM 0-1-0-0. Delaware-HURLEY, T. 20-31-2-233.

**RECEIVING:** James Madison-BROWN, D. 5-98; SCOTT, D. 4-60; SMITH, D. 4-41; CHEATHAM, D. 3-67; ABDULLAH, K. 1-10; HUNTER, Q. 1-9; DAVIS, R. 1-7. Delaware-HARRISON, J. 6-99; BOYLE, N. 5-49; JOHNSON, M. 4-70; RANDOLPH, J. 1-9; MILBURN, M. 1-2; PIERCE, A. 1-2; BUSH, M. 1-1; JONES, R. 1-1.

**FUMBLES:** James Madison-BIRDSONG, M. 1-0. Delaware-None.

**TACKLES (UA-A):** James Madison-ROBERTSON, S. 6-10; STEELE, G. 5-6; WILSON, J. 2-9; MARLOWE, D. 2-6; WILLIAMS, K. 5-2; JACQUES, A. 3-0; STANTON, J. 2-1; TILL, T. 2-1; REYNOLDS, T. 1-2; WELLONS, J. 1-2; LEE, B. 0-3; BANGURA, A. 0-3; GORDON, R. 2-0; ROSE, P. 1-1; SNOW, T. 1-1; MOSLEY, A. 0-2; TOGIA, B. 0-2; MARTEN, J. 0-1. Delaware-CALLAWAY, P. 1-12; ROWSON, M. 4-3; HAWKINS, T. 4-3; KERR, Z. 3-4; SAULSBERRY, D. 3-4; MACKALL, D. 1-6; BRODSKY, C. 2-3; GIBSON, K. 0-5; WALLSCHLEGER, L. 1-3; GAYLE, K. 1-3; THOMAS, J. 2-1; PLUMMER, J. 0-3; OGBONNA, K. 0-3; TATUM, R. 2-0; RANDOLPH, J. 1-1; TINSLEY, D. 1-1; HARRISON, J. 1-1; TORZSA, R. 1-0; BATTLE, D. 0-1; HOLLERMAN, V. 0-1; LAING, J. 0-1; CORVINO, C. 0-1.

**SACKS (UA-A):** James Madison-None. Delaware-SAULSBERRY, D. 2-1; KERR, Z. 0-1; PLUMMER, J. 0-1; WALLSCHLEGER, L. 0-1.

**INTERCEPTIONS:** James Madison-REYNOLDS, T. 1-0; ROBERTSON, S. 1-0. Delaware-CALLAWAY, P. 1-10.



# GAME #6 VS. ALBANY

**#21 James Madison . . . . . 40**  
**UAlbany. . . . . 13**

	1	2	3	4	Score
Albany	3	0	10	0	13
James Madison	12	14	0	14	40

**Bridgeforth Stadium, Harrisonburg, Va., Oct. 5, 2013**  
**Attendance: 25,201**

No. 21 James Madison took control against UAlbany with 20 unanswered points in the first half en route to a 40-13 win in the Dukes' second conference game of the season.

The Dukes rose to a 4-2 overall record (1-1 CAA), including 4-0 at home. The Great Danes fell to 1-5 overall, and 0-2 in their first season in the Colonial Athletic Association. Redshirt-junior Daniel Brown had a big receiving game, earning 86 yards and tying the school's record for single-game touchdown receptions with three against the Great Danes. Redshirt-senior Dae'Quan Scott broke the all-time career scoring record at JMU with 240 points, surpassing David Rabil's (2003-06) 231 points.

Sophomore Michael Birdsong first connected with Brown on a 41-yard pass with 5:26 to go in the first quarter, giving the Dukes a 12-3 lead. It capped a four-play, 78-yard drive down field for JMU. Brown scored again on a 12-yard pass from Birdsong with just six minutes to go in the second quarter to give the Dukes to 26-3 lead going into halftime.

Brown tied the school record with 2:10 remaining in the game on a quick two-yard pass in the endzone.

Scott broke the all-time scoring record on a three-yard rush in the second quarter, his first touchdown of the day. He finished the day with 240 total points after a three-yard touchdown rush at the start of the fourth quarter.

Redshirt-freshman Gage Steele played tough for the Dukes on the defensive side of the ball with 18 tackles, 13 of which were unassisted. His 18 tackles were the most for a JMU player since 2007, and he posted the program's third game of 13 solo stops dating back to 1999. He also tallied a sack on Albany's quarterback, junior Will Fiacchi, for a loss of two yards in the first quarter.

Redshirt-senior and reigning CAA Defensive Player of the Week Stephon Robertson added 11 tackles and two quarterback hurries on the day for JMU.

Junior Brian Parker lead the Great Danes with eight receptions for 71 yards, and junior Omar Osbourne rushed for 59 yards on 17 carries.

Overall, JMU accumulated 416 total yards of offense with a balanced act of 211 rushing yards and 249 passing yard over 70 total plays. Albany had 324 total yards, 243 in the air and 81 on the ground, on 83 plays.

James Madison started the game strong with a 38-yard rushing touchdown by freshman Khalid Abdullah on its first drive of the game. Abdullah broke four tackles to find the endzone and put six points on the board for the Dukes.

Albany answered in the next drive with a 24-yard field goal by redshirt-sophomore Tom O'Riordan, cutting the Dukes' lead in half. It was the closest the Great Danes would come to the Dukes on the day.

## Scoring Summary

		UA-JMU	
<b>1st Quarter</b>			
11:18	JMU	Abdullah 38-yd run	0-6 (Richards rush failed) 4-78, 1:08 TOP
6:36	UA	O'Riordan 24-yd field goal	3-6 10-68, 4:42 TOP
5:26	JMU	D. Brown 41-yd pass from Birdsong	3-12 (Starke kick failed) 4-78, 1:10 TOP
<b>2nd Quarter</b>			
11:54	JMU	Scott 3-yd run	3-19 (Starke kick) 10-67, 3:43 TOP
6:06	JMU	D. Brown 12-yd pass from Birdsong	3-26 (Starke kick) 10-64, 3:33 TOP
<b>3rd Quarter</b>			
2:05	UA	Chillis 5-yd pass from Fiacchi	11-26 (Chillis pass from Fiacchi) 7-46, 2:42 TOP
1:20	UA	Team safety	13-26
<b>4th Quarter</b>			
11:48	JMU	Scott 1-yd run	13-33 (Sharples kick) 10-86, 3:06 TOP
2:10	JMU	D. Brown 2-yd pass from Birdsong	13-40 (Sharples kick) 6-55, 2:41 TOP

JMU rattled off the next 20 points, beginning when Birdsong connected with Brown on the 41-yard strike. Scott posted seven more for the Dukes in the start of the second quarter with his 3-yard rush that capped a 10-play, 67-yard drive. Six minutes later, the Dukes found the end zone yet again with the 12-yard pass to Brown, increasing the lead to 26-3.

The second half was scoreless until Fiacchi connected with senior Kevin Chillis on a five-yard pass with just over two minutes left in the third quarter, the Great Danes' first touchdown of the game. Albany's final points of the day came when Birdsong was whistled for intentional grounding from his own end zone, resulting in a safety with a sack credited to Albany's Tim Kologrivov.

After coming up empty in the third quarter, JMU quickly posted a 10-play, 86-yard drive to open the fourth quarter that ended with a one-yard rushing touchdown by Scott. The last score of the game came from a two-yard completion to Brown with just over two minutes remaining. The final touchdown was a result of six plays over 55 yards to give Madison a 40-13 win over UAlbany.

**RUSHING:** Albany-OSBOURNE, O. 17-59; BEAUVAIS, P. 3-23; MARTIN, A. 3-7; CHILLIS, K. 1-7; SPELMAN, R. 3-5; FIACCHI, W. 8-minus 20. James Madison-SCOTT, D. 19-87; ABDULLAH, K. 13-87; SMITH, D. 1-26; HUNTER, Q. 1-6; DAVIS, R. 1-5; BIRDSONG, M. 7-0.

**PASSING:** Albany-FIACCHI, W. 26-43-0-214; SMITH, R. 4-5-0-29. James Madison-BIRDSONG, M. 18-28-0-249.

**RECEIVING:** Albany-PARKER, B. 8-71; CHILLIS, K. 6-22; KING, C. 3-56; GAY, J. 3-37; LAWRENCE, M. 3-19; LEWIS, C. 2-14; OSBOURNE, O. 2-12; BEAUVAIS, P. 1-5; WIGGINS, R. 1-4; KETTER, N. 1-3. James Madison-BROWN, D. 5-86; HUNTER, Q. 3-44; HOGAN, J. 2-22; DAVIS, R. 2-19; WOODYARD, M. 1-33; SMITH, D. 1-21; CHEATHAM, D. 1-17; RAVENEL, B. 1-11; SCOTT, D. 1-0; ABDULLAH, K. 1-minus 4.

**FUMBLES:** Albany-None. James Madison-None.

**TACKLES (UA-A):** Albany-DORSEY, C. 2-6; NICASTRO, M. 3-4; HELMER, A. 3-4; IDOWU, O. 5-1; HARRIS, C. 5-0; EXANTUS, R. 3-2; KOLOGRIVOV, T. 1-4; NGACHIE, M. 1-2; CLARK, R. 1-2; LADUCER, M. 1-2; TROUTMAN, Z. 1-2; WILSON, T. 0-3; DWYER, J. 0-3; SMITH, A. 0-3; BAYLOR, B. 2-0; GREENHAGEN, C. 1-1; POLK, D. 1-1; FASANO, J. 1-1; BRADLEY, T. 1-0; MARTIN, A. 1-0; MEEK, J. 1-0; MCCLARY, J. 1-0; MBONGUE-MUNA, P. 0-1; RUSSELL, T. 0-1; BEACH, N. 0-1; WIGGINS, R. 0-1; WILLIAMS, M. 0-1. James Madison-STEELE, G. 13-5; ROBERTSON, S. 0-11; BANGURA, A. 2-6; STANTON, J. 4-3; ROSE, P. 3-4; SNOW, T. 1-4; TILL, T. 1-4; TOGIA, B. 2-2; BROOKS, M. 1-3; MOSLEY, A. 1-3; PARRISH, J. 2-1; WILSON, J. 2-1; LEE, B. 0-3; BAKER, J. 0-3; MARTEN, J. 0-3; GREENE, R. 0-3; WELLONS, J.



	UA	JMU
<b>FIRST DOWNS</b>	<b>21</b>	<b>25</b>
Rushing	5	13
Passing	13	11
Penalty	3	1
<b>NET YARDS RUSHING</b>	<b>81</b>	<b>211</b>
Rushing Attempts	35	42
Average Per Rush	2.3	5.0
<b>NET YARDS PASSING</b>	<b>243</b>	<b>249</b>
Completions-Attempts-Int	30-48-0	18-28-0
Average Per Attempt	5.1	8.9
Average Per Completion	8.1	13.8
<b>TOTAL OFFENSE YARDS</b>	<b>324</b>	<b>460</b>
Total offense plays	83	70
Average Gain Per Play	3.9	6.6
Fumbles: Number-Lost	0-0	0-0
Penalties: Number-Yards	9-66	10-95
<b>PUNTS-YARDS</b>	<b>7-275</b>	<b>4-198</b>
Average Yards Per Punt	39.3	49.5
Net Yards Per Punt	38.0	48.0
Inside 20	1	1
<b>KICKOFFS-YARDS</b>	<b>3-189</b>	<b>8-486</b>
Average Yards Per Kickoff	63.0	60.8
Net Yards Per Kickoff	44.0	40.9
Touchbacks	0	3
Punt returns: Number-Yards-TD	3-6-0	2-9-0
Average Per Return	2.0	4.5
Kickoff returns: Number-Yds-TD	5-84-0	3-57-0
Average Per Return	16.8	19.0
Interceptions: Number-Yds-TD	0-0-0	0-0-0
Fumble Returns: Number-Yds-TD	0-0-0	0-0-0
Miscellaneous Yards	0	0
<b>Possession Time</b>	<b>35:07</b>	<b>24:53</b>
Third-Down Conversions	5 of 19	6 of 11
Fourth-Down Conversions	3 of 5	0 of 0
Red-Zone Scores-Chances	2-3	4-4
Sacks By: Number-Yards	4-26	4-29
PAT Kicks	0-0	4-5
Field Goals	1-1	0-1

1-1; OZYCZ, Z. 1-1; REYNOLDS, T. 1-1; MARLOWE, D. 1-1; JOHNSON, W. 1-0; HART, D. 0-1.

**SACKS (UA-A):** Albany-FASANO, J. 1-0; NICASTRO, M. 0-1; DORSEY, C. 0-1; KOLOGRIVOV, T. 1-0; BRADLEY, T. 1-0. James Madison-SNOW, T. 0-1; MOSLEY, A. 0-1; STEELE, G. 1-0; TOGIA, B. 1-0; STANTON, J. 1-0.

**INTERCEPTIONS:** Albany-None. James Madison-None.



# GAME #7 VS. RICHMOND

#19/21 James Madison ..... 38  
 #RV Richmond ..... 31

	1	2	3	4	Score
Richmond	3	3	3	22	31
James Madison	7	0	21	10	38

Bridgeforth Stadium, Harrisonburg, Va., Oct. 12, 2013  
 Attendance: 19,029

No. 19 James Madison (5-2, 2-1 CAA) dominated the third quarter with a scoring advantage of 21-3 en route to a 38-31 victory over rival Richmond (2-4, 0-2 CAA) in a Colonial Athletic Association game on Saturday afternoon at Bridgeforth Stadium/Zane Showker Field.

Redshirt junior Dejour Simmons opened the second half by returning the opening kickoff 100 yards for a touchdown, the first kick return by JMU since Scotty McGee in 2008. On the Dukes' next possession, sophomore quarterback Michael Birdsong found freshman receiver Brandon Ravenel deep downfield on a 71-yard pass before redshirt senior Quintin Hunter capped the drive with a 9-yard rush for a touchdown.

Later in the third quarter, redshirt sophomore Deane Cheatham caught a 16-yard pass from Birdsong to give the Dukes a 28-9 lead going into the final period.

In the fourth quarter, however, Richmond quarterback Michael Strauss threw a quick touchdown pass to Seth Fisher, pulling Richmond within 12 early with 14:13 left on the clock. After a 46-yard field goal by redshirt senior Cameron Starke on the next JMU possession, the Dukes' again held a two-possession lead with 11:42 to go.

Richmond went 3 and out on its next drive, and a 14-yard punt gave JMU the ball at the Spiders' 39-yard line. Birdsong immediately connected with redshirt junior Daniel Brown down the middle of the field for a quick touchdown, giving the Dukes a 22-point lead with 11:14 left in the game.

Richmond, however, would not stop fighting as the Spiders drove 75 yards on five plays, allowing just over a minute of clock to tick off. The drive ended with a 15-yard touchdown run by Jacobi Green, but the ensuing two-point conversion attempt by Strauss was incomplete.

On their next two possessions, the Spiders scored another nine points off a seven-yard touchdown pass to Ben Edwards (two-point conversion attempt again incomplete) and a 23-yard field goal to cut the deficit to just seven points. However, the Spiders' onside-kick attempt was recovered on the first bounce by Ravenel to clinch the JMU victory.

JMU struggled to get off the field on defense, allowing Richmond to convert 10 of 20 third downs from an average distance of over 8 yards away. That helped the Spiders possess the ball for 34:18 minutes while Strauss completed 41 of 64 attempts for 423 yards, setting both Richmond and stadium records for attempts and completions in a game. Birdsong on the other hand completed 16 of his 23 attempts for 262 yards. Both quarterbacks threw two touchdowns and an interception.

Richmond opened the game with a 14-play drive that ended with a 40-yard field goal to take a 3-0 lead. But the Dukes answered with a near-flawless drive of their own as Birdsong completed all five pass

## Scoring Summary

1st Quarter		UR-JMU	
9:46	UR	Jordi 40-yd field goal	3-0
			14-52, 5:14 TOP
5:54	JMU	Birdsong 1-yd run (Starke kick)	3-7
			9-83, 3:52 TOP
2nd Quarter			
8:44	UR	Jordi 39-yd field goal	6-7
			8-44, 3:10 TOP
3rd Quarter			
14:47	JMU	Simmons 100-yd kickoff return (Starke kick)	6-14
9:35	UR	Jordi 21-yd field goal	9-14
			13-66, 5:12 TOP
9:00	JMU	Hunter 9-yd run (Starke kick)	9-21
			2-80, 0:35 TOP
2:34	JMU	Cheatham 16-yd pass from Birdsong (Starke kick)	9-28
			4-40, 1:20 TOP
4th Quarter			
14:13	UR	Fisher 5-yd pass from Strauss (Jordi kick)	16-28
			10-84, 3:21 TOP
11:42	JMU	Starke 46-yd field goal	16-31
			6-33, 2:31 TOP
11:14	JMU	Brown 39-yd pass from Birdsong (Starke kick)	16-38
			1-39, 0:08 TOP
10:06	UR	Green 15-yd run (Strauss pass failed)	22-38
			5-75, 1:08 TOP
7:22	UR	Edwards 7-yd pass from Strauss (Strauss pass failed)	28-38
			4-35, 1:09 TOP
1:32	UR	Jordi 23-yd field goal	31-38
			13-60, 3:49 TOP

attempts and ran a touchdown in from the 1-yard line.

Richmond added a 39-yard field goal midway through the second quarter to account for a 7-6 halftime lead for JMU. The teams combined for just 303 total yards in the first half before a change in production in the second half churned out a combined 530 yards.

JMU earned the victory despite being held under 100 rushing yards for the first time this season with 84 total. Richmond led total yardage 487-346.

Birdsong spread the ball to seven receivers with Hunter collecting a team-high five receptions for 54 yards. Birdsong's 71-yard completion to Ravenel was a career long.

UR receiver Ben Edwards tied Victor Cruz's Bridgeforth Stadium record with 13 receptions while Reggie Diggs added eight catches for 136 yards.



	UR	JMU
<b>FIRST DOWNS</b>	<b>27</b>	<b>16</b>
Rushing	5	4
Passing	20	10
Penalty	2	2
<b>NET YARDS RUSHING</b>	<b>64</b>	<b>84</b>
Rushing Attempts	24	36
Average Per Rush	2.7	2.3
<b>NET YARDS PASSING</b>	<b>423</b>	<b>262</b>
Completions-Attempts-Int	41-64-1	16-23-1
Average Per Attempt	6.6	11.4
Average Per Completion	10.3	16.4
<b>TOTAL OFFENSE YARDS</b>	<b>487</b>	<b>346</b>
Total offense plays	88	59
Average Gain Per Play	5.5	5.9
Fumbles: Number-Lost	2-0	1-0
Penalties: Number-Yards	10-83	7-60
<b>PUNTS-YARDS</b>	<b>4-140</b>	<b>6-198</b>
Average Yards Per Punt	35.0	33.0
Net Yards Per Punt	30.5	29.7
Inside 20	1	2
<b>KICKOFFS-YARDS</b>	<b>8-430</b>	<b>7-448</b>
Average Yards Per Kickoff	53.8	64.0
Net Yards Per Kickoff	26.8	35.3
Touchbacks	2	4
Punt returns: Number-Yards-TD	2-20-0	1-18-0
Average Per Return	10.0	18.0
Kickoff returns: Number-Yds-TD	3-101-0	6-166-1
Average Per Return	33.7	27.7
Interceptions: Number-Yds-TD	1-0-0	1-35-0
Fumble Returns: Number-Yds-TD	0-0-0	0-0-0
Miscellaneous Yards	0	0
<b>Possession Time</b>	<b>34:18</b>	<b>25:42</b>
Third-Down Conversions	9 of 19	2 of 13
Fourth-Down Conversions	1 of 1	1 of 1
Red-Zone Scores-Chances	5-5	3-3
Sacks By: Number-Yards	4-22	1-8
PAT Kicks	1-1	5-5
Field Goals	4-5	1-1

**RUSHING:** Richmond-GREEN, J. 16-79; EDWARDS, B. 3-0; TEAM 1-minus 2; STRAUSS, M. 4-minus 13. James Madison-SCOTT, D. 13-42; ABDULLAH, K. 6-39; HUNTER, Q. 1-9; BIRDSONG, M. 12-5; DAVIS, R. 1-minus 2; TEAM 3-minus 9.

**PASSING:** Richmond-STRAUSS, M. 41-64-1-423. James Madison-BIRDSONG, M. 16-23-1-262.

**RECEIVING:** Richmond-EDWARDS, B. 13-83; DIGGS, R. 8-136; SAVAGE, S. 7-68; PONDER, R. 4-78; GREEN, J. 3-14; BARNETTE, S. 2-30; WESTFALL, H. 2-13; FISHER, S. 2-1. James Madison-HUNTER, Q. 5-54; RAVENEL, B. 3-83; SCOTT, D. 3-27; BROWN, D. 2-53; DAVIS, R. 1-18; CHEATHAM, D.

1-16; HARVEY, A. 1-11.

**FUMBLES:** Richmond-TEAM 1-0; STRAUSS, M. 1-0. James Madison-WILLIAMS, K. 1-0.

**TACKLES (UA-A):** Richmond-BARNETTE, R. 5-4; WRIGHT, E. 5-3; GRANT, J. 4-3; SPARKS, W. 2-4; ROANE, A. 2-4; OGUNNIYI, A. 1-4; PIERCE, J. 2-2; WILLIAMSON, J. 1-1; HERLOCKER, D. 1-1; PETTUS, W. 1-1; FISHER, S. 1-1; WYNN, K. 0-2; KELLY, E. 1-0; BLUEFORD, M. 1-0; HODGE, S. 1-0; EDWARDS, B. 1-0; CRAIG, W. 1-0; GREGORY, K. 1-0; JONES, T. 0-1; JONES, D. 0-1; HOLMES, D. 0-1; SCOTT, B. 0-1. James Madison-MARLOWE, D. 5-7; WILLIAMS, K. 4-5; ROBERTSON, S. 3-5;

TILL, T. 1-6; SMITH, D. 4-2; WILSON, J. 3-2; GREENE, R. 4-0; MOSLEY, A. 3-1; SNOW, T. 2-2; TOGIA, B. 2-1; STEELE, G. 1-2; HAROLD, S. 2-0; ARNONE, C. 1-0; PARRISH, J. 1-0; REYNOLDS, T. 1-0; LEE, B. 1-0; BANGURA, A. 1-0; ROSE, A. 1-0; STANTON, J. 0-1; ROSE, P. 0-1; BARILLO, J. 0-1.

**SACKS (UA-A):** Richmond-WRIGHT, E. 3-0; WILLIAMSON, J. 1-0. James Madison-SNOW, T. 1-0.

**INTERCEPTIONS:** Richmond-GRANT, J. 1-0. James Madison-WILLIAMS, K. 1-35.



# GAME #8 AT WILLIAM & MARY

#16/19 James Madison .....7  
 #RV William & Mary .....17

	1	2	3	4	Score
James Madison	0	7	0	0	7
William & Mary	0	3	7	7	17

Zable Stadium, Williamsburg, Va., Oct. 26, 2013  
 Attendance: 12,259

Unable to convert three William & Mary turnovers into points, No. 16/19 James Madison lost a Colonial Athletic Association road contest at William and Mary, 17-7, at Zable Stadium on Saturday night.

Down 10-7 with 7:43 remaining in the fourth quarter and facing a 3rd and 6 on William and Mary's 31 yard-line, Michael Birdsong threw an interception that was returned 90-yards by Jared Velasquez for a touchdown to put the Tribe ahead, 17-7 and the Dukes couldn't recover.

Despite recovering three fumbles, including two in Tribe territory, the Dukes were unable to capitalize on good field position as they failed to score a single point off turnovers. JMU stalled on all three of their drives that started on William and Mary's side of the field during the game.

JMU's defense limited William and Mary to just 251 yards of offense but allowed William and Mary to convert 7 out of 15 (47%) of their third down attempts while the Dukes struggled to convert on third down offensively, only going 5-for-17 (29%).

In the third quarter with JMU leading 7-3, redshirt-senior line-backer Stephon Robertson forced a fumble after sacking Tribe quarter-back Michael Graham and the ball was recovered by redshirt-senior defensive lineman Bingham Togia on the Tribe's 23-yard line, his second fumble recovery of the game.

Unable to gain a first down, William and Mary blocked a 31-yard field goal attempt by Cameron Starke and recovered on their own 26-yard line. The Tribe then went on a 12-play, 77-yard drive led by backup quarterback Brent Caprio, in place of an injured Graham. The final result was a 28-yard touchdown on a screen pass to Tre McBride that put William and Mary ahead for good at 10-7.

The Dukes, who could only muster 90 yards rushing on 38 carries, leaned on the passing game and Michael Birdsong who finished the game 18-for-34 for 208 yards with one touchdown and one interception.

JMU took the lead 7-0 with 14:05 remaining in the second quarter after Birdsong found redshirt-senior running back Dae'Quan Scott for a screen pass as he went 40 yards untouched into the end zone. From there, the offense struggled.

After a string of three and outs by both teams, William and Mary got on the board with an 11-play, 49-yard drive that resulted in a 29-yard field goal by John Carpenter with 3:53 left in the first half and cut JMU's lead to 7-3.

JMU marched down the field right before halftime but a fake field goal by the Dukes on 4th and 15 with 0:11 remaining was snuffed out by the Tribe and Quintin Hunter was stopped on a fake field goal attempt just short of the first down.

**RUSHING:** James Madison-ABDULLAH, K. 12-44; SCOTT, D. 14-29; BIRDSONG, M. 9-15; HUNTER, Q. 1-11; CHEATHAM, D. 1-6; TEAM 1-minus 15. William and Mary- COOPER, J. 28-88; ANDERSON, K. 4-8; MCBRIDE, T. 2-4; CAPRIO, B. 1-minus 1; TEAM 3-minus 6; GRAHAM, M. 3-minus 7; BALLARD, S. 1-minus 15.


**PASSING:** James Madison-BIRDSONG, M. 18-34-1-208. William and Mary-GRAHAM, M. 11-20-0-92; CAPRIO, B. 6-8-0-88; BALLARD, S. 0-0-0-0.

**RECEIVING:** James Madison-SCOTT, D. 8-87; HUNTER, Q. 3-60; HARVEY, A. 2-14; ABDULLAH, K. 2-9; DAVIS, R. 1-18; CHEATHAM, D. 1-11; BROWN, D. 1-9. William and Mary-MCBRIDE, T. 10-84; BALLARD, S. 5-61; COOPER, J. 1-18; FETTERS, Z. 1-17.

## Scoring Summary

1st Quarter	JMU-W&M
No Scoring	
2nd Quarter	
14:05 JMU	Scott 40-yd pass from Birdsong (Starke kick) 4-80, 0:55 TOP
3:53 W&M	Carpenter 29-yd field goal 11-49, 4:14 TOP
3rd Quarter	
1:55 W&M	McBride 28-yd pass from Caprio (Carpenter kick) 12-77, 5:54 TOP
4th Quarter	
7:33 W&M	Velasquez 90-yd interception return (Carpenter kick) 7-17

Scott led JMU with eight catches for 81 yards and a TD but managed only 14 carries for 41 yards. Robertson led all tacklers with 15 stops, including 5.0 for loss, 1.0 sack, one forced fumble and one pass breakup.



	JMU	W&M
<b>FIRST DOWNS</b>	17	17
Rushing	7	6
Passing	9	11
Penalty	1	0
<b>NET YARDS RUSHING</b>	90	71
Rushing Attempts	38	42
Average Per Rush	2.4	1.7
<b>NET YARDS PASSING</b>	208	180
Completions-Attempts-Int	18-34-1	17-28-0
Average Per Attempt	6.1	6.4
Average Per Completion	11.6	10.6
<b>TOTAL OFFENSE YARDS</b>	298	251
Total offense plays	72	70
Average Gain Per Play	4.1	3.6
Fumbles: Number-Lost	1-0	4-3
Penalties: Number-Yards	4-30	3-15
<b>PUNTS-YARDS</b>	7-253	6-210
Average Yards Per Punt	36.1	35.0
Net Yards Per Punt	27.3	34.8
Inside 20	1	2
<b>KICKOFFS-YARDS</b>	3-179	3-193
Average Yards Per Kickoff	59.7	64.3
Net Yards Per Kickoff	41.7	40.0
Touchbacks	1	1
Punt returns: Number-Yards-TD	1-1-0	1-2-0
Average Per Return	1.0	2.0
Kickoff returns: Number-Yds-TD	2-48-0	2-29-0
Average Per Return	24.0	14.5
Interceptions: Number-Yds-TD	0-0-0	1-90-1
Fumble Returns: Number-Yds-TD	0-0-0	0-0-0
Miscellaneous Yards	0	8
<b>Possession Time</b>	27:24	32:36
Third-Down Conversions	5 of 17	7 of 15
Fourth-Down Conversions	0 of 2	0 of 0
Red-Zone Scores-Chances	0-2	1-1
Sacks By: Number-Yards	3-18	4-14
PAT Kicks	1-1	2-2
Field Goals	0-1	1-1

STEELE, G. 0-1. William and Mary-TAGOE, I. 1-0; BEERHALTER, G. 1-0; RHODES, L. 1-0; COLEMAN, J. 1-0.

**INTERCEPTIONS:** James Madison-None. William and Mary-VELASQUEZ, J. 1-90.

**FUMBLES:** James Madison-TEAM 1-0. William and Mary-ANDERSON, K. 2-2; BALLARD, S. 1-0; GRAHAM, M. 1-1.

**TACKLES (UA-A):** James Madison-ROBERTSON, S. 9-6; WILLIAMS, K. 6-2; STEELE, G. 4-4; STANTON, J. 5-2; LEE, B. 2-3; MARLOWE, D. 3-1; SMITH, D. 3-0; MOSLEY, A. 2-1; TOGIA, B. 2-1; TILL, T. 1-2; BARILLO, J. 2-0; GREENE, R. 2-0; HAROLD, S. 1-1; ROSE, P. 1-1; SNOW, T. 0-1; WELLONS, J. 0-1. William and Mary-TAGOE, I. 5-4; REILLY, M. 3-5; COUPLIN, J. 4-3; RHODES, L. 1-6; GREEN, A. 5-1; SMITH, R. 4-2; HOUSTON-CARSON 3-3; VELASQUEZ, J. 4-1; COLEMAN, J. 2-3; BEERHALTER, G. 3-1; SEPTEMBER, Q. 3-0; SINNOTT, S. 2-1; REED, T. 1-0; ANDERSON, K. 1-0; HARVEY, M. 0-1; STINNIE, B. 0-1

**SACKS (UA-A):** James Madison-HAROLD, S. 1-1; ROBERTSON, S. 1-0;



# GAME #9 VS. VILLANOVA

#23 James Madison ..... 31  
 #20 Villanova ..... 21

	1	2	3	4	Score
Villanova	7	7	0	7	21
James Madison	14	3	7	7	31

**Bridgeforth Stadium, Harrisonburg, Va., Nov. 2, 2013**  
**Attendance: 21,758**

No. 23 James Madison football celebrated Homecoming weekend with a 31-21 victory over No. 20 Villanova.

Redshirt senior Dae'Quan Scott tied the JMU career record for rushing touchdowns (32) on his first quarter score. His 11-yard touchdown run to give the Dukes a 14-7 lead was the third play of the drive that began with a 50-yard hookup between sophomore Michael Birdsong and freshman Brandon Ravenel.

Redshirt senior Stephen Robertson posted 16 tackles on the day for his 24th career double-digit tackles game, including five solos and two sacks. His total tied both his career single-game tackles record and pushed his single-season tackles to 111, which ties his personal season-long high and increased his career-total tackles to 415. Redshirt junior Titus Till and redshirt freshman Gage Steele each posted nine tackles.

The Dukes posted 364 yards of offense, with 141 yards on the ground and 223 in the air. Birdsong completed 20 passes on 29 attempts for 207 yards and a touchdown with no interceptions. Redshirt junior Daniel Brown picked up eight of Birdsong's passes for 94 yards, including a 34-yard touchdown pass to put the Dukes up 24-14 in the third quarter.

Prior to the fourth quarter, JMU led Villanova in total yardage 365 to 209. The Wildcats, however, totaled 164 yards in the fourth quarter while trying to mount their comeback. Overall, they compiled 227 passing yards, 117 of which came in the final 15 minutes of play, and 146 rushing yards.

Sophomore John Robertson completed 20 of his 37 pass attempts for 219 yards, including two touchdowns, but was sacked seven times by the JMU defense. He also threw an interception in the red zone, picked off by junior DeAndre' Smith. Smith's first career interception resulted in an 86-yard touchdown, third-longest in JMU history.

JMU went 6-of-15 on third-down conversions while Villanova was held to 3-of-14. The Wildcats claimed a slight margin in the possession game, holding the ball 30:46 of the game compared to the Dukes' 29:14 minutes of possession.

The Dukes struck first with a 6-yard rushing touchdown by freshman Khalid Abdullah to cap a 12-play, 70-yard drive that ticked 4:31 off the clock. The Wildcats countered on their next possession with an 18-yard touchdown pass to Kevin Gulyas after a 45-yard kickoff return to start the five-play drive.

On the following JMU possession, Birdsong threw a deep 50-yard pass to Ravenel on the first play of the game before a 14-yard pass to redshirt junior Josh Hogan set up the 11-yard rushing touchdown by Scott.

Villanova tied the game at 14-all on their first possession of the second quarter, a drive that consisted of five straight first-down plays.

## Scoring Summary

1st Quarter		VU-JMU	
8:29	JMU Abdullah 6-yd run (Starke kick)	12-70, 4:31	0-7 TOP
6:21	VU Gulyas 18-yd pass from Robertson (Hamilton kick)	5-48, 2:08	7-7 TOP
5:31	JMU D. Scott 11-yd run (Starke kick)	3-75, 0:50	7-14 TOP
2nd Quarter			
11:30	VU Gulyas 8-yd pass from Underwood (Hamilton kick)	11-90, 4:59	14-14 TOP
5:21	JMU Starke 30-yd field goal	12-55, 6:09	14-17 TOP
3rd Quarter			
3:52	JMU D. Brown 34-yd pass from Birdsong (Starke kick)	15-90, 5:35	14-24 TOP
4th Quarter			
5:50	JMU D. Smith 86-yd interception return (Starke kick)	10-76, 4:34	14-31 TOP
1:16	VU Pettway 14-yd pass from Robertson (Hamilton kick)		21-31 TOP

The touchdown came on an 8-yard dump pass to Gulyas from Gary Underwood, who took the handoff from Robertson.

Once again, JMU broke the tie on its ensuing drive thanks to a 30-yard field goal by redshirt senior Cameron Starke. The score capped a 12-play, 55-yard drive from the JMU 32 after a 31-yard kickoff return by redshirt junior Dejour Simmons. The scoring drive ate 6:09 off the clock and gave the Dukes a 17-14 lead.

On the second JMU possession of the third quarter, JMU worked 90 yards down field on 15 plays and scored on a 34-yard pass to Brown, taking the 24-14 lead with 3:52 remaining in the quarter.

The Wildcats opened the fourth quarter with a 46-yard field goal attempt, but the kick went wide left and resulted in no points on the board. After back-and-forth three-and-outs, Villanova battled into the red zone with six minutes remaining, but Smith's pick-six put JMU up by 17.

Nova regrouped and put together a 10-play, 76-yard drive to cut the JMU lead to 31-21 with 1:16 remaining but was unable to come any closer.



	VU	JMU
<b>FIRST DOWNS</b>	<b>23</b>	<b>21</b>
Rushing	10	12
Passing	12	8
Penalty	1	1
<b>NET YARDS RUSHING</b>	<b>146</b>	<b>141</b>
Rushing Attempts	35	41
Average Per Rush	4.2	3.4
<b>NET YARDS PASSING</b>	<b>227</b>	<b>223</b>
Completions-Attempts-Int	21-39-1	21-30-0
Average Per Attempt	5.8	7.4
Average Per Completion	10.8	10.6
<b>TOTAL OFFENSE YARDS</b>	<b>373</b>	<b>364</b>
Total offense plays	74	71
Average Gain Per Play	5.0	5.1
Fumbles: Number-Lost	0-0	0-0
Penalties: Number-Yards	4-35	7-100
<b>PUNTS-YARDS</b>	<b>7-296</b>	<b>8-331</b>
Average Yards Per Punt	42.3	41.4
Net Yards Per Punt	40.7	40.6
Inside 20	1	2
<b>KICKOFFS-YARDS</b>	<b>3-194</b>	<b>6-343</b>
Average Yards Per Kickoff	64.7	57.2
Net Yards Per Kickoff	37.7	36.3
Touchbacks	2	2
Punt returns: Number-Yards-TD	1-6-0	1-11-0
Average Per Return	6.0	11.0
Kickoff returns: Number-Yds-TD	4-75-0	1-31-0
Average Per Return	18.8	31.0
Interceptions: Number-Yds-TD	0-0-0	1-86-1
Fumble Returns: Number-Yds-TD	0-0-0	0-0-0
Miscellaneous Yards	0	0
<b>Possession Time</b>	<b>30:46</b>	<b>29:14</b>
Third-Down Conversions	3 of 14	6 of 15
Fourth-Down Conversions	1 of 2	0 of 0
Red-Zone Scores-Chances	3-4	3-3
Sacks By: Number-Yards	3-22	7-32
PAT Kicks	3-3	4-4
Field Goals	0-1	1-1

**RUSHING:** Villanova-MONANGAI, K. 13-59; ROBERTSON, J. 17-44; WHITE, J. 1-16; MEDLEY, A. 3-14; QUARRIE, R. 1-13. James Madison-SCOTT, D. 20-87; ABDULLAH, K. 10-50; HUNTER, Q. 2-12; RAVENEL, B. 1-4; BIRDSONG, M. 8-minus 12.

**PASSING:** Villanova-ROBERTSON, J. 20-37-1-219; PITTMAN, C. 0-1-0-0; UNDERWOOD, G. 1-1-0-8. James Madison-BIRDSONG, M. 20-29-0-207; HUNTER, Q. 1-1-0-16.

**RECEIVING:** Villanova-PETTWAY, E. 5-57; GULYAS, K. 4-51; LIVERS, P. 4-33; HORNE, C. 3-24; MEDLEY, A. 2-15; DECAMILLO, A. 1-18; MONANGAI, K. 1-15; WELLS, A. 1-14. James Madison-BROWN, D. 8-94; SCOTT, D. 5-9; RAVENEL, B. 3-64; HUNTER, Q. 3-26; BIRDSONG, M. 1-16; HOGAN, J. 1-14.

**FUMBLES:** Villanova-None. James Madison-None.

**TACKLES (UA-A):** Villanova-CHERRY, D. 8-6; HARMON, J. 1-8; JOHNSON, T. 3-5; MCCURRY, C. 3-3; PARIS, R. 1-4; REEDER, C. 4-0; NDICHIE, E. 4-0; COX, R. 3-1; CRAIG, J. 3-1; LEWIS, A. 2-2; WILLIAMS, P. 2-2; KPASSAGNON, T. 2-1; MILES, J. 2-1; SARNESE, J. 0-2; MAJORS, C. 0-2; ABDUR-RAHMAN, J. 0-1; UNDERWOOD, G. 0-1; MCCANN, M. 0-1; AJAKIYE, N. 0-1. James Madison-ROBERTSON, S. 5-11; TILL, T. 3-6; STEELE, G. 2-7; GREENE, R. 5-2; WILLIAMS, K. 2-4; SNOW, T. 1-4; JACQUES, A. 0-5; MARLOWE, D. 2-2; STANTON, J. 1-3; MOSLEY, A. 0-4; LEE, B. 0-3; TOGIA, B. 0-3; ROSE, A. 0-3; BANGURA, A. 2-0; ALLEN, D. 0-2; MAGRUDER, E. 1-0; SMITH, D. 1-0; BARILLO, J. 0-1; WALKER, S. 0-1; ARNONE, C. 0-1.

**SACKS (UA-A):** Villanova-COX, R. 2-0; WILLIAMS, P. 1-0. James Madison-ROBERTSON, S. 1-2; SNOW, T. 1-2; STANTON, J. 1-1; LEE, B. 0-1; MOSLEY, A. 0-1; TOGIA, B. 0-1.

**INTERCEPTIONS:** Villanova-None. James Madison-SMITH, D. 1-86.



# GAME #10 AT NEW HAMPSHIRE

#18/22 James Madison .....17  
 #25 New Hampshire.....33

	1	2	3	4	Score
James Madison	0	0	10	7	17
New Hampshire	7	7	3	16	33

Cowell Stadium, Durham, N.H., Nov. 9, 2013  
 Attendance: 6,084

No. 18/22 James Madison could not overcome an early 14-point deficit and ended up dropping its fourth straight road game this season, losing at No. 25 New Hampshire, 33-17, in Colonial Athletic Association action, Nov. 9.

The tone of the game was set early, as New Hampshire got on the board first on the opening drive, taking the ball 75 yards on eight plays. Quarterback Andy Vailas hit R.J. Harris over the middle from 18 yards out for the score. UNH also had another good chance in the first but the Dukes' defense shut down UNH on four straight tries from the JMU 1 to keep it at 7-0.

Madison had a solid drive going in the second quarter and got to the Wildcats' 21-yard line. However a holding penalty and sack took JMU out of field goal range. After a 5-yard punt gave UNH the ball at its own 35, the Wildcats hit on the second play as a halfback pass from Nico Steriti to R.J. Harris that covered 52 yards put the home team ahead 14-0 at the halftime break.

JMU did a little of its own trickery on the first play of its second drive of the second half as redshirt-senior running back Dae'Quan Scott took a lateral from Michael Birdsong and threw it to redshirt-senior wide receiver Quintin Hunter for a 69-yard touchdown pass to cut the lead to 14-7 UNH with 11:33 left in the third.

UNH answered on its ensuing drive with a 29-yard field goal from Mike McArthur and then Starke hit a 25-yard field to make it 17-10 through the third quarter.

UNH hit a 35-yarder to stretch it to 20-10 in the first minute of the final stanza. The Dukes then got as close as they had all game on a 3-yard pass from Birdsong to Hunter to make it 20-17 with 12:22 to play in the contest.

The offenses kept churning as the Wildcats marched 69 yards in 10 plays, capped off by Harris' third TD catch of the game, this time a 7-yarder. However the PAT hit the upright and the margin was 26-17 with 9:19 to play. JMU had a chance deep in UNH territory to score but Cameron Starke's 38-yard attempt was long enough but went wide right with 6:01 left. UNH then added a 3-yard touchdown run by Chris Setian with less than two minutes to seal the win.

UNH outgained the Dukes 535-415, including getting 449 yards through the air and three touchdowns. JMU was only able to manage 132 yards on 36 carries on the day, an average of 3.7 yards per carry.

Birdsong finished the game 24-for-43 for 214 yards, one touchdown and two interceptions. Hunter is first JMU receiver with a 100-yard game this year and first 100-yard game of his career, finishing with seven receptions for 139 yards and two scores. Scott completed the day with 15 carries for 63 yards.

**RUSHING:** James Madison-SCOTT,D. 15-63; BIRDSONG,M. 14-34; ABDULLAH,K. 6-33; HUNTER,Q. 1-2. New Hampshire-STERITI, N. 14-68; SETIAN, C. 9-24; HARRIS, R.J. 1-7; OWENS, J. 2-4; TEAM 1-minus 1; VAILAS, A. 5-minus 16.

**PASSING:** James Madison-BIRDSONG,M. 24-43-2-214; SCOTT,D. 1-1-0-69. New Hampshire-VAILAS, A. 28-49-1-397; STERITI, N. 1-1-0-52.

**RECEIVING:**James Madison-HUNTER,Q. 7-139; RAVENEL,B. 5-35; ROSE,A. 4-51; HARVEY,A. 3-26; CHEATHAM,D. 3-13; SCOTT,D. 1-10; ABDULLAH,K. 1-5; BROWN,D. 1-4. New Hampshire-HARRIS, R.J. 10-183; MELLO, J. 10-123; STERITI, N. 2-31; SPEARS, H. 2-24; SETIAN, C. 2-20; GIANSANTE, J. 1-43; CROSSAN, D. 1-18; ALLISON, J. 1-7.

## Scoring Summary

1st Quarter		JMU-UNH	
12:50	UNH	Harris 18-yd pass from Vailas (MacArthur kick)	0-7 8-75, 2:10 TOP
2nd Quarter			
3:58	UNH	Harris 52-yd pass from Steriti (MacArthur kick)	0-14 2-65, 0:11
3rd Quarter			
11:33	JMU	Hunter 69-yd pass from D. Scott (Starke kick)	7-14 1-69, 0:10 TOP
6:24	UNH	MacArthur 29-yd field goal	7-17 11-68, 3:37 TOP
2:18	JMU	Starke 25-yd field goal	10-17 9-59, 4:01 TOP
4th Quarter			
14:18	UNH	MacArthur 35-yd field goal	10-20 9-57, 3:00 TOP
12:22	JMU	Hunter 3-yd pass from Birdsong (Starke kick)	17-20 5-54, 1:49 TOP
9:19	UNH	Harris 7-yd pass from Vailas (MacArthur kick missed)	17-26 10-69, 2:58 TOP
1:56	UNH	Setian 3-yd run (MacArthur kick)	17-33 8-79, 4:05 TOP

For UNH, Vailas finished the game going 28-for-49 for a career-high 397 passing yards and two touchdowns. Harris had his ninth career 100-yard receiving game and first since he did it against Rhode Island on Oct. 27, 2012, finishing with 10 catches for 183 yards and three scores. Justin Mello also finished with 10 catches for 123 yards.

**FUMBLES:** James Madison-LEE,B. 1-0; BIRDSONG,M. 1-0; HUNTER,Q. 1-0. New Hampshire-VAILAS, A. 1-0.

**TACKLES (UA-A):** James Madison-REYNOLDS,T. 8-2; STEELE,G. 8-0; ROBERTSON,S. 3-5; SNOW,T. 2-5; STANTON,J. 5-1; GREENE,R. 3-2; MARLOWE,D. 3-1; JACQUES,A. 2-1; LEE,B. 1-2; BANGURA,A. 2-0; SMITH,D. 2-0; TOGIA,B. 1-1; TILL,T. 0-2; BROOKS,M. 1-0; MAGRUDER,E. 1-0; BARILO,J. 0-1; MOSLEY,A. 0-1. New Hampshire-MCNEELY, S. 6-3; CHOLLETTE, D. 5-2; ANDERSON, A. 2-5; DEANDRADE, C. 5-1; THAMES, S. 4-2; ASAM, M. 4-2; MULLER, C. 3-2; CEFALO, N. 3-1; KNUDSON, H. 1-3; CICCONE, B. 3-0; MCCANN, S. 2-1; CROSSAN, D. 2-0; SETIAN, C. 2-0; TEAM 2-0; TURNER, J. 1-1; KELLY, M. 1-0; COLBERT, J. 1-0; ROWE, D.1-0; MOSS, D. 1-0;



	JMU	UNH
<b>FIRST DOWNS</b>	<b>23</b>	<b>24</b>
Rushing	9	4
Passing	11	18
Penalty	3	2
<b>NET YARDS RUSHING</b>	<b>132</b>	<b>86</b>
Rushing Attempts	36	32
Average Per Rush	3.7	2.7
<b>NET YARDS PASSING</b>	<b>283</b>	<b>449</b>
Completions-Attempts-Int	25-44-2	29-50-1
Average Per Attempt	6.4	9.0
Average Per Completion	11.3	15.5
<b>TOTAL OFFENSE YARDS</b>	<b>415</b>	<b>535</b>
Total offense plays	80	82
Average Gain Per Play	5.2	6.5
Fumbles: Number-Lost	3-0	1-0
Penalties: Number-Yards	3-33	4-61
<b>PUNTS-YARDS</b>	<b>5-151</b>	<b>3-113</b>
Average Yards Per Punt	30.2	37.7
Net Yards Per Punt	24.4	31.0
Inside 20	0	0
<b>KICKOFFS-YARDS</b>	<b>4-148</b>	<b>7-374</b>
Average Yards Per Kickoff	37.0	53.4
Net Yards Per Kickoff	17.0	35.6
Touchbacks	2	0
Punt returns: Number-Yards-TD	0-0-0	1-9-0
Average Per Return	0.0	9.0
Kickoff returns: Number-Yds-TD	7-125-0	2-40-0
Average Per Return	17.9	20.0
Interceptions: Number-Yds-TD	1-19-0	2-8-0
Fumble Returns: Number-Yds-TD	0-0-0	0-0-0
Miscellaneous Yards	0	0
<b>Possession Time</b>	<b>32:10</b>	<b>27:50</b>
Third-Down Conversions	10 of 19	10 of 16
Fourth-Down Conversions	1 of 2	0 of 1
Red-Zone Scores-Chances	2-4	5-7
Sacks By: Number-Yards	2-15	3-22
PAT Kicks	2-2	3-3
Field Goals	1-2	2-2

WILLIAMS, T. 0-1; ARMAND, R. 0-1; KAPLAN, M. 0-1.

**SACKS (UA-A):** James Madison-STANTON,J. 1-0; SNOW,T. 0-1; LEE,B. 0-1. New Hampshire-ANDERSON, A. 1-0; MULLER, C. 0-1; MCNEELY, S. 1-0; MCCANN, S. 0-1.

**INTERCEPTIONS:**James Madison-LEE,B. 1-19. New Hampshire-DEANDRADE, C. 1-8; TEAM 1-0.



# GAME #11 VS. STONY BROOK

**Stony Brook . . . . .41**  
**#25 James Madison . . . . .38**

	1	2	3	4	Score
Stony Brook	14	17	7	3	41
James Madison	10	7	7	14	38

**Bridgeforth Stadium, Harrisonburg, Va., Nov. 16, 2013**  
**Attendance: 17,969**

No. 25 James Madison football's comeback attempt fell short in the final home game of the season as the Dukes dropped a 41-38 loss to Stony Brook, Nov. 16. JMU fell to 6-5 overall and 3-4 in Colonial Athletic Association play with its first home loss of the year, while the Seawolves improved to 4-6 this season and 2-5 against league opponents.

Redshirt senior Dae'Quan Scott eclipsed the 1,000-yard single-season rushing mark, currently at 1,044 yards. Sophomore Michael Birdsong set a JMU single-season passing record at 2,558 yards, surpassing Mike Cawley's record of 2,459 yards from 1995. He also tied the school record with 21 touchdowns in a season, also held by Cawley.

Stony Brook took control of the game in the first half, putting up a season-high 31 points to take a 31-17 halftime lead. The scoring was sparked by the second play of the Seawolves' opening drive as quarterback Lyle Negron threw a 75 yard touchdown pass to Adrian Coxson to quickly go up 7-0 less than two minutes into the game.

JMU was able to match some of the scoring early on, as trailing 14-3, the Dukes put together a 6-play, 82-yard drive. A 44 yard pass from Birdsong to Scott put the Dukes in business at the Stony Brook 12-yard line. Birdsong was then able to connect on the next play with sophomore tight end Deane Cheatham on a touchdown pass over the middle to make it 14-10 late in the opening period.

Stony Brook then took control by putting the next 17 points on the board on a Graham Ball 31-yard field goal, Negron's 35-yard touchdown pass to tight end Will Tye and a 1-yard run by Negron to give the Seawolves a 31-10 lead with 56 seconds to go in the first half.

The Dukes were able to slip in one more touchdown before the end of the half. Birdsong completed a 33 yard pass to wide receiver Brandon Ravenel in the right corner of the end zone with 11 seconds left, cutting the deficit to 31-17 entering the halftime break.

Stony Brook started with the ball in the second half and came out swinging, pushing the lead back to 21. Negron again connected with Tye, this time on a 22 yard touchdown pass, to make it 38-17 with 11:34 to play in the third.

JMU fought back two possessions later with a 54-yard drive. This time, Birdsong found wide receiver Arlandis Harvey for an 11-yard strike in the end zone to make it 38-24.

SBU got a 20-yard field goal from Ball with 13:17 left in the game to go up 41-24, which was the eventual game winner. JMU kept fighting as Birdsong hit two more touchdown passes, both to wide receiver Daniel Brown from 32 and 10 yards out, to make it 41-38 with just under five minutes to play in the game. However, the Dukes were unable to get the ball back from the visitors in those final minutes, including a fourth-down conversion by the Seawolves with

## Scoring Summary

1st Quarter		SBU-JMU	
13:39	SBU Coxson 75-yd pass from Negron (Ball kick)	7-0	2-83, 0:39 TOP
9:24	JMU Starke 24-yd field goal	7-3	11-68, 4:15 TOP
3:49	SBU Negron 2-yd run (Ball kick)	14-3	11-74, 5:35 TOP
1:52	JMU Cheatham 12-yd pass from Birdsong (Starke kick)	14-10	6-82, 1:57 TOP
2nd Quarter			
10:20	SBU Ball 31-yd field goal	17-10	11-61, 6:32 TOP
9:51	SBU Tye 35-yd pass from Negron	24-10	2-35, 0:13 TOP
0:56	SBU Negron 1-yd run (Ball kick)	31-10	9-73, 3:06 TOP
0:11	JMU Ravenel 33-yd pass from Birdsong (Starke kick)	31-17	4-82, 0:45 TOP
3rd Quarter			
11:34	SBU Tye 22-yd pass from Negron (Ball kick)	38-17	7-75, 3:26 TOP
3:19	JMU Harvey 11-yd pass from Birdsong (Starke kick)	38-24	9-54, 3:40 TOP
4th Quarter			
13:17	SBU Ball 20-yd field goal	41-24	11-64, 5:02 TOP
11:54	JMU Brown 32-yd pass from Birdsong (Starke kick)	41-31	4-80, 1:23 TOP
4:57	JMU Brown 10-yd pass from Birdsong (Starke kick)	41-38	7-54, 1:56 TOP

two minutes to go.

Negron finished at 23-for-32 for a career-high 395 yards and three touchdowns, hitting Coxson with nine completions for 183 yards and a score. Negron also had two rushing touchdowns, while Christian Ricard recorded a game-high 17 tackles.

Junior safety Dean Marlowe led JMU with 13 tackles, while red-shirt senior linebacker Stephon Robertson had 11 in the contest.

**RUSHING:** Stony Brook-KENNER, J. 24-98; TEAM 3-minus 3; NEGRON, L. 17-minus 5. James Madison-SCOTT, D. 16-57; BIRDSONG, M. 8-36; ABDULLAH, K. 5-24; HUNTER, Q. 2-2; RAVENEL, B. 1-1.


**PASSING:** Stony Brook-NEGRON, L. 23-32-0-395. James Madison-BIRDSONG, M. 23-34-2-355; HUNTER, Q. 0-1-0-0.

**RECEIVING:** Stony Brook-COXSON, A. 9-183; EUGENE, M. 6-106; TYE, W. 6-95; WAGNER, N. 1-8; KENNER, J. 1-3. James Madison-SCOTT, D. 4-92; BROWN, D. 4-68; HARVEY, A. 4-49; HUNTER, Q. 3-52; RAVENEL, B. 3-49; DAVIS, R. 3-21; ABDULLAH, K. 1-12; CHEATHAM, D. 1-12.

**FUMBLES:** Stony Brook-None. James Madison-None.

**TACKLES (UA-A):** Stony Brook-RICARD, C. 8-9; CHEESEBORO, N. 3-8; DUDLEY, J. 3-5; HAUTER, K. 1-5; MAY, I. 3-2; THOMPSON, A. 2-3; QUINTIN, J. 1-4; MORGAN, D. 1-4; FRANCKLIN, R. 1-2; RUSS, D. 2-0; WOODS, J. 1-1; OCHI, V. 1-1; BERNARD, D. 0-2; ALLEN, D. 0-2; GARDNER, Z. 1-0; MURRAY, L. 0-1; FAIELLA, M. 0-1. James Madison-MARLOWE, D. 7-6; ROBERTSON, S. 4-7; GREENE, R. 5-5; STEELE, G. 2-7; LEE, B. 3-5; STANTON, J. 3-4; TILL, T. 2-5; TOGIA, B. 1-4; SNOW, T. 0-5; SMITH, D. 1-3; WILLIAMS, K. 0-4; ALLEN, D. 1-2; MAGRUDER, E. 1-1; STARKE, C. 1-0; BARILLO, J. 1-0; JACQUES, A. 0-1; MOSLEY, A. 0-1.

**SACKS (UA-A):** Stony Brook-OCHI, V. 1-0. James Madison-LEE, B. 3-1; STEELE, G. 1-1; STANTON, J. 1-0; TOGIA, B. 1-0.



	SBU	JMU
<b>FIRST DOWNS</b>	26	27
Rushing	11	8
Passing	15	16
Penalty	0	3
<b>NET YARDS RUSHING</b>	90	120
Rushing Attempts	44	32
Average Per Rush	2.0	3.8
<b>NET YARDS PASSING</b>	395	355
Completions-Attempts-Int	23-32-0	23-35-2
Average Per Attempt	12.3	10.1
Average Per Completion	17.2	15.4
<b>TOTAL OFFENSE YARDS</b>	485	475
Total offense plays	76	67
Average Gain Per Play	6.4	7.1
Fumbles: Number-Lost	0-0	0-0
Penalties: Number-Yards	6-57	1-15
<b>PUNTS-YARDS</b>	4-167	3-126
Average Yards Per Punt	41.8	42.0
Net Yards Per Punt	33.2	41.0
Inside 20	1	1
<b>KICKOFFS-YARDS</b>	8-520	7-416
Average Yards Per Kickoff	65.0	59.4
Net Yards Per Kickoff	43.5	39.0
Touchbacks	4	3
Punt returns: Number-Yards-TD	2-3-0	2-34-0
Average Per Return	1.5	17.0
Kickoff returns: Number-Yds-TD	3-68-0	4-72-0
Average Per Return	22.7	18.0
Interceptions: Number-Yds-TD	2-0-0	0-0-0
Fumble Returns: Number-Yds-TD	0-0-0	0-0-0
Miscellaneous Yards	0	0
<b>Possession Time</b>	37:29	22:31
Third-Down Conversions	5 of 13	6 of 12
Fourth-Down Conversions	1 of 1	0 of 1
Red-Zone Scores-Chances	4-4	4-4
Sacks By: Number-Yards	1-11	7-46
PAT Kicks	5-5	5-5
Field Goals	2-2	1-1

**INTERCEPTIONS:** Stony Brook-MORGAN, D. 1-0; MAY, I. 1-0. James Madison-None.



# GAME #12 AT TOWSON

**James Madison . . . . . 17**  
**#7 Towson . . . . . 28**

Score by Quarters	1	2	3	4	Score
James Madison	7	0	10	0	17
Towson	7	14	0	7	28

**Johnny Unitas Stadium, Towson, Maryland, Nov. 23, 2013**  
**Attendance: 7,379**

The James Madison football team battled throughout but could not overcome a few key plays against them and lost at No. 5/7 Towson, 28-17, Nov. 23. With the season finale loss, the Dukes ended at 6-6 overall and 3-5 in the Colonial Athletic Association, while the Tigers end the regular season at 10-2 and 6-2 in the league.

Sophomore quarterback Michael Birdsong had more than 300 yards of total offense, rushing for a career-high 136 yards on 26 carries. The 136 yards were the third most for a Duke this season. Birdsong was also 20-for-39 for 170 yards, one touchdown and two interceptions. Redshirt-senior linebacker Stephon Robertson finished with 11 tackles, including one tackle for loss, to finish with 141 tacks this season and 445 for his career.

For Towson, All-American running back Terrance West was limited to 100 yards but had three scores on 22 carries, more than 60 yards below his season average. Quarterback Peter Athens was 21-for-30 for 171 yards, one touchdown and one interception.

JMU got on the board first on its second drive, marching 73 yards in nine plays. On fourth-and-15 at the Towson 29, Birdsong found wide receiver Anthony Rose on a streak route down the middle for a touchdown. Kicker Cameron Starke hit the point after attempts and the Dukes led 7-0 with 6:24 to go in the first quarter.

On the ensuing possession, Towson looked to be stopped at the JMU 28 but a roughing the passer penalty gave the Tigers an extension to their drive. The hosts converted it, as running back Terrance West broke a tackle, bounced outside and went in from seven yards out and the game was tied at seven with 1:47 to go in the first quarter.

The two teams exchanged interceptions with Towson getting the second one at the JMU 33. West took it in from six yards out and the Tigers led 14-7 with 5:40 to play in the first half.

After a bad snap on a JMU fourth down gave the Tigers the ball at the JMU 45, Towson got one last score in the closing seconds of the half. Quarterback Peter Athens scrambled out of pressure and found Connor Frazier in the open and he went in for the 35-yard touchdown to make it 21-7 at the halftime break.

The Dukes got on the board in the second half with their opening drive, going 33 yards in 10 plays before the drive halted at the Towson 4. Starke came in and connected from 21 yards out to make it 21-10 Towson with 6:20 to play in the third quarter.

After a failed field goal attempt, the Dukes forced a Towson 3-and-out. Redshirt-senior Dae'Quan Scott caught the punt at the Towson 46, picked up a pair of key blocks and scooted into the end zone for his second punt return touchdown of the season. Starke connected again on the PAT and the lead was down to four at 21-17 late in the third quarter.

## Scoring Summary

1st Quarter		JMU-TU	
6:24	JMU A. Rose 29-yd pass from Birdsong (Starke kick)	7-0	9-73, 3:29 TOP
1:47	TU West 7-yd run (Evangelista kick)	7-7	8-61, 4:31 TOP
2nd Quarter			
5:40	TU West 6 yd run (Evangelista kick)	7-14	6-33, 2:32 TOP
0:43	TU Frazier 35-yd pass from Athens (Evangelista kick)	7-21	5-45, 0:52 TOP
3rd Quarter			
6:02	JMU Starke 21-yd field goal	10-21	11-33, 4:25 TOP
0:31	JMU D. Scott 46-yd punt return (Starke kick)	17-21	
4th Quarter			
11:44	TU West 6-yd run (Evangelista kick)	17-28	9-79, 3:41 TOP

The final score of the game came early in the fourth quarter as West got in from six yards out again with just under 12 minutes to play for the final tally.

Overall the Dukes outgained the Tigers, 332-282, including 162 yards of rushing to 111. However nine penalties for 95 yards, including several at key times in the game, stymied JMU's efforts.



	JMU	TOWSON
<b>FIRST DOWNS</b>	<b>23</b>	<b>18</b>
Rushing	9	6
Passing	12	9
Penalty	2	3
<b>NET YARDS RUSHING</b>	<b>162</b>	<b>111</b>
Rushing Attempts	44	35
Average Per Rush	3.7	3.2
<b>NET YARDS PASSING</b>	<b>170</b>	<b>171</b>
Completions-Attempts-Int	20-39-2	21-30-1
Average Per Attempt	4.4	5.7
Average Per Completion	8.5	8.1
<b>TOTAL OFFENSE YARDS</b>	<b>332</b>	<b>282</b>
Total offense plays	83	65
Average Gain Per Play	4.0	4.3
Fumbles: Number-Lost	4-1	1-1
Penalties: Number-Yards	9-95	9-61
<b>PUNTS-YARDS</b>	<b>5-175</b>	<b>7-243</b>
Average Yards Per Punt	35.0	34.7
Net Yards Per Punt	34.6	25.4
Inside 20	1	1
<b>KICKOFFS-YARDS</b>	<b>4-235</b>	<b>5-293</b>
Average Yards Per Kickoff	58.8	58.6
Net Yards Per Kickoff	37.5	38.0
Touchbacks	2	3
Punt returns: Number-Yards-TD	5-65-1	1-2-0
Average Per Return	13.0	2.0
Kickoff returns: Number-Yds-TD	2-28-0	2-35-0
Average Per Return	14.0	17.5
Interceptions: Number-Yds-TD	1-0-0	2-18-0
Fumble Returns: Number-Yds-TD	0-0-0	0-0-0
Miscellaneous Yards	0	0
<b>Possession Time</b>	<b>30:13</b>	<b>29:47</b>
Third-Down Conversions	4 of 17	4 of 12
Fourth-Down Conversions	2 of 5	0 of 0
Red-Zone Scores-Chances	1-3	3-4
Sacks By: Number-Yards	1-0	2-3
PAT Kicks	2-2	4-4
Field Goals	1-2	0-0

**RUSHING:** James Madison-BIRDSONG, M. 26-136; SCOTT, D. 13-31; DAVIS, R. 1-13; ABDULLAH, K. 1-1; RAVENEL, B. 2-minus 2; TEAM 1-minus 17. Towson-WEST, T. 22-100; Peter Athens 7-26; STEPHENSON, D. 1-4; JOSEPH, D. 1-1; VICTOR, D. 1-minus 1; TEAM 3-minus 19.

**PASSING:** James Madison-BIRDSONG, M. 20-39-2-170. Towson-Peter Athens 21-30-1-171.

**RECEIVING:** James Madison-SCOTT, D. 6-11; BROWN, D. 3-45; CHEATHAM, D. 3-29; HARVEY, A. 3-27; ROSE, A. 2-32; RAVENEL, B. 2-21; HUNTER, Q. 1-5. Towson-JOSEPH, D. 8-29; WEST, T. 3-30; DOWLING, B. 3-19; FRAZIER, C. 2-42; HOLDER, E. 2-23; OBOH, J. 1-12; SCOTT, A. 1-9; VICTOR, D. 1-7.

**FUMBLES:** James Madison-BIRDSONG, M. 3-0; TEAM 1-1. Towson-Peter Athens 1-1.

**TACKLES (UA-A):** James Madison-ROBERTSON, S. 6-5; TILL, T. 4-4; WILLIAMS, K. 5-2; STEELE, G. 3-4; MOSLEY, A. 4-2; SNOW, T. 2-3; MARLOWE, D. 1-4; STANTON, J. 2-2; JACQUES, A. 1-3; TOGIA, B. 1-3; BANGURA, A. 1-1; BIRDSONG, M. 1-0; GREENE, R. 1-0; MAGRUDER, E. 0-1; ALLEN, D. 0-1; LEE, B. 0-1; SMITH, D. 0-1; WELLS, J. 0-1. Towson-DECLAIRE, R. 7-2; BRENNAN, J. 4-5; CLARK, T. 6-2; SMITH, T. 6-2; CARPENTER, C. 5-1; Alex. DiSanzo 4-2; LEWIS, D. 1-5; ATHENS, P. 4-1; OVERSTREET, F. 2-3; CHERIPKO, D. 2-2; DESIR, J. 2-2; FARMER, A. 2-2; COKER, T. 1-1; HOLT, S. 1-1; SCHUNKE, J. 1-0; DEPAOLA, V. 0-1.

**SACKS (UA-A):** James Madison-MOSLEY, A. 1-0. Towson-CHERIPKO, D. 1-0.

**INTERCEPTIONS:** James Madison-SMITH, D. 1-0. Towson-SMITH, T. 1-18; LEWIS, D. 1-0.



# HAVE YOU CHECKED OUT THE NEW

# JMUSPORTS.COM



NOW AVAILABLE ON DESKTOP, TABLET, AND MOBILE DEVICES



# MADIZONE HD SPORTSNET

PRESENTED BY



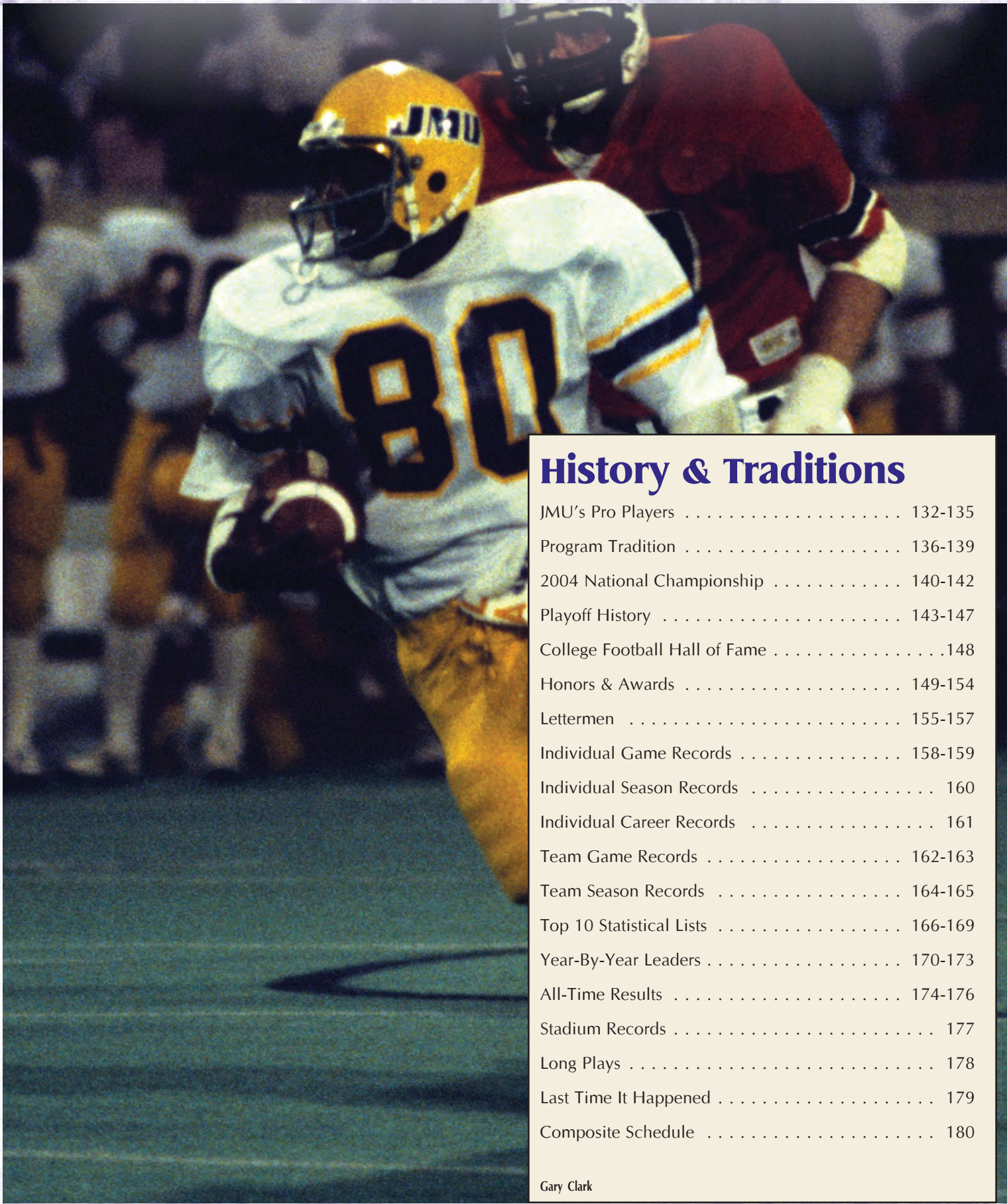
follow the action  
at  
**JMUSPORTS**



socialdukes@jmu.edu



# HISTORY & TRADITIONS




## History & Traditions

JMU's Pro Players . . . . .	132-135
Program Tradition . . . . .	136-139
2004 National Championship . . . . .	140-142
Playoff History . . . . .	143-147
College Football Hall of Fame . . . . .	148
Honors & Awards . . . . .	149-154
Lettermen . . . . .	155-157
Individual Game Records . . . . .	158-159
Individual Season Records . . . . .	160
Individual Career Records . . . . .	161
Team Game Records . . . . .	162-163
Team Season Records . . . . .	164-165
Top 10 Statistical Lists . . . . .	166-169
Year-By-Year Leaders . . . . .	170-173
All-Time Results . . . . .	174-176
Stadium Records . . . . .	177
Long Plays . . . . .	178
Last Time It Happened . . . . .	179
Composite Schedule . . . . .	180


Gary Clark



# JMU IN THE PROS




Scott Norwood




Gary Clark



Charles Haley



Warren Marshall



Ben Edwards

## Robert Turner (1980-83)

Chosen as a defensive back by Memphis in the 1984 USFL draft and later signed with Calgary of the CFL.

## Ron Ziolkowski (1980-83)

Signed as a free agent linebacker with Detroit of the NFL and later was with Indianapolis.

## Ben Edwards (1981-84)

Signed as a free agent tight end with New Orleans of the NFL.

## Mickey Stinnett (1981-84)

Signed as a free agent kicker with the NFL's New England.

## Kenny Dalton (1982-85)

Signed as a free agent offensive lineman with New England of the NFL.

## Charles Haley (1982-85)

First Duke to receive first-team Division I-AA All-America honors, the first Duke selected in the NFL draft (San Francisco, fourth round, 1986) and the first player to be a member of five winning Super Bowl teams (two with San Francisco, three with Dallas)... 1990 NFC defensive player of the year... Had more than 100 career sacks, including 16 in 1990 when he led the NFC... JMU's career tackles leader (506) and the 1985 Virginia Division I defensive player of the year... Member of JMU's Athletic Hall of Fame and College Football Hall of Fame and his JMU number (87) is retired.

## Marshall Barnes (1982-86)


Signed as a free agent defensive back with Dallas of the NFL.

## Arnold Grevious (1983-86)

Signed as a free agent defensive back with Denver of the NFL.

## Warren Marshall (1982-86)

Selected by Denver in the sixth round of the 1987 NFL draft after completing his college career as the all-time leading rusher in JMU and Virginia history... Ran for a still-JMU-record 4,186 yards and had three 1,000-yard rushing seasons... Had JMU's best single-game rushing effort (264 yards) in a 1986 win over then-unbeaten and third-ranked William & Mary and had a team-record 20 career 100-yard rushing games... With the Broncos during their 1987 and eventual Super Bowl season... member of JMU's Athletic Hall of Fame.



Greg Caldwell

## Greg Caldwell (1978-81)

Signed as a free agent punter with the Washington Redskins and briefly was on the team's regular-season roster... Later was with Washington and Pittsburgh in the United States Football League.

## Clyde Hoy (1978-81)

Signed as a free agent linebacker with Arizona of the USFL.

## Nick Paulett (1979, 1981)

Signed as a free agent offensive lineman with the USFL's Washington Federals.

## Scott Norwood (1978-81)

Joined the Buffalo Bills in 1985 after two seasons with the Birmingham Stallions of the USFL and in 1991 became the 53rd NFL player to reach the 600-point career scoring plateau... Played in the Pro Bowl and was named to the first team on four All-Pro squads in 1988... Was the nation's top-ranked Division I-AA kicker in 1980, when he hit on 15 of 21 field goal tries, and shares JMU's season record of 15 field goals... Member of JMU's Athletic Hall of Fame and his JMU number (4) is retired.

## Mike Thurman (1978-82)

Signed as an NFL free agent defensive back with Dallas... Drafted by and played for the USFL's Washington Federals... With Tampa of the USFL in 1985 and played in Canada with Montreal and Edmonton, including during a league title year in 1987.

## Jon Craver (1979-82)

Signed as an NFL free agent defensive lineman with New England... Later was with British Columbia of the Canadian Football League and Houston and Cleveland of the NFL.

## Gary Clark (1980-83)


An eight-year standout with the Washington Redskins after playing two seasons with the USFL Jacksonville Bulls, who made him their 1984 first-round draft choice... Later played with Arizona and Miami and had 699 NFL receptions, including 65 for touchdowns... Had five 1,000-yard receiving seasons and played in four Pro Bowls... Caught 155 passes for 2,863 yards and 16 touchdowns at JMU and was the 1983 Virginia Division I offensive player of the year... In 1983 at Virginia had punt returns of 89 and 87 yards for touchdowns... Member of JMU's Athletic Hall of Fame and his JMU number (80) is retired.



Nick Paulett blocks for Tom Bowles in 1979 at Virginia



# JMU IN THE PROS



Marshall Barnes

## Albert Williams

(1984-87)

Signed as a free agent linebacker with Pittsburgh of the NFL.

## Shawn Woodson

(1984-88)

Among the top defensive ends/outside linebackers in JMU history and was chosen by Minnesota in the 12th round of the 1989 NFL draft... Second-team All-America by the Associated Press after his senior season in 1988 and completed his career ranked sixth on JMU's career tackles list (341).

## Steve Bates

(1986-89)

Chosen by the Los Angeles Rams in the 10th round of the NFL draft in 1990, the fifth straight season in which a Duke was drafted... First Duke to appear in a college all-star game (1989 Blue-Gray game)... Standout defensive lineman/outside linebacker... Second-team All-America by the Associated Press and The Sports Network in 1989.

## Kenny Sims

(1989-92)

Signed as a free agent running back with San Diego of the NFL.

## Dion Foxx

(1990-93)

A defensive end/outside linebacker and tight end at times as a Duke... Played two NFL seasons with Miami before joining Washington... Led JMU with 6.5 quarterback sacks and was third on the team with 70 tackles in 1993 when he was first-team All-Eastern College Athletic Conference... Caught 14 passes, including four for touchdowns, as a tight end in 1991 and 1992 when he was used on both offense and defense at various times.

## David McLeod

(1990-93)

Signed as a free agent wide receiver with Arizona of the NFL... Ended his JMU career as the leading receiver in team history... Had JMU career records of 158 receptions and 2,899 receiving yards and in 1993 caught a then-team-record 64 passes for a team-season-record 1,207 yards and six touchdowns.

## Dwight Robinson

(1991-94)

Signed as a free agent defensive back with Toronto of the CFL.

## Mike Cawley

(1993-95)

Chosen by Indianapolis in the sixth round of the 1996 NFL draft... Led JMU to the 1994 and 1995 Division I-AA playoffs and is the team's career leader in passing yards (6,482), touchdown passes (42), completions (479) and pass attempts (863)... Set team season passing yardage records in each of his three JMU years.

## Kelly Wiltshire

(1993-95)

Signed as a free agent cornerback with Jacksonville of the NFL after JMU's playoff season in 1995.

## David Bailey

(1992-95)

Signed as a free agent offensive lineman with Jacksonville after the 1996 NFL draft and played in the World Football League... Among the top linemen on two JMU playoff teams and on several of the top offenses in team history... First-team All-America in 1995 by The Sports Network and Football Quarterly.

## Macey Brooks

(1993-96)

Chosen as a wide receiver by Dallas in the fourth round of the 1997 NFL draft after completing his JMU career as the team's career touchdown receptions leader... Later played for Chicago... Had 25 career scoring catches, including a team-season-record 14 in 1996 when he was first-team All-Yankee Conference and tied JMU's season scoring record of 84 points... Was a baseball outfielder during his first three JMU years and twice was chosen in the major league baseball draft.



Shawn Woodson (47) was selected by Minnesota in the 1989 NFL draft

## Alfred McGeachy

(1984-86)

Signed free agent contracts with the San Francisco 49ers of the NFL and Toronto Argonauts of the CFL.

## Neal Wilkinson


(1984-87)

Came to JMU as a non-scholarship performer but developed into one of the top tight ends in Division I-AA before being chosen in the ninth round of the 1988 NFL draft by Green Bay... On JMU's career receiving lists among tight ends is third in receptions (46), second in receiving yards (866) and first in touchdowns catches (12)... Honorable-mention All-America in 1987... Had six touchdown receptions in 1987, tying Gary Clark's then-JMU-season record.


## Tony Miller

(1984-87)


Signed as a free agent wide receiver with Atlanta of the NFL.




Shawn Woodson




Steve Bates




Dion Foxx



David McLeod



Mike Cawley



Kelly Wiltshire



David Bailey



# JMU IN THE PROS

## Jay Jones

(1993-96)

Signed as a free agent wide receiver and return specialist with the New York Jets after the 1997 NFL draft and after a senior season in which he led JMU in receptions and was among Division I-AA's top kickoff returners... Set a national Division I-AA record in JMU's 1996 game at Richmond by returning kickoffs for 268 yards... Set a team-game mark of 339 all-purpose yards in the contest... Remained active in arena league play.




Macey Brooks



Jay Jones



Ed Perry



Nelson Garner



Tony Booth

## Ed Perry

(1993-96)

Chosen by Miami in the sixth round of the 1997 NFL draft and remains with the team after completing his JMU career as the top tight end in team history... Named to the All-Yankee Conference and All-Virginia first teams in each of his final three JMU seasons... Worked at times as a long snapper on special teams for the Dukes as well as during his professional career.

## Nelson Garner

(1994-97)

Signed as a free agent with Baltimore after the 1997 NFL draft... Set then-JMU records for season (43.7 yards per attempt in 1997) and career (41.6) punting average and in 1997 was successful on 13 of 18 field goal tries... Played in the 1997 Blue-Gray Game... Has remained active in arena league play.

## Tony Booth

(1995-98)

Chosen by Carolina in the seventh round of the 1999 NFL draft after being JMU's top defender in 1997 and 1998 as a safety... Had team highs of 122 tackles in 1997 and 106 in 1998... First-team All-America by the Associated Press in 1997 and by the Walter Camp Foundation in 1998... Set a JMU season record and was second nationally in 1997 with eight interceptions.

## Curtis Keaton

(1998-99)

Chosen by Cincinnati in the fourth round of the NFL draft and later moved to the New Orleans Saints after having one of the top careers in JMU history... As a senior set JMU season records for rushing yards (1,719), rushing touchdowns (20), overall touchdowns (21), points (126) and all-purpose yards (2,024)... First-team All-America by the American Football Coaches Association, the Atlantic 10's offensive player of the year, and a participant in the Blue-Gray and Hula bowls... His team's most valuable player at the Blue-Gray game and in two JMU seasons after transferring from West Virginia became the program's second-leading career rusher (2,783 yards)... Ran for 30 touchdowns in two JMU seasons and in 1999 had three 200-yard rushing efforts.

## Ron Atkins

(1999-2000)

Signed as a free agent defensive back with New Orleans after standout JMU seasons in 1999 and 2000... First-team All-Atlantic 10 in each of his JMU seasons.

## Delvin Joyce

(1997-2000)

Signed as a free agent running back/kick returner with the NFL's New York Giants in the spring of 2002 and was with the team throughout the 2002 and 2003 seasons... Signed with the New York Jets during the 2005 preseason... At JMU set most of the team's kick return records and became the first Division I-AA player to compile career totals of 1,000 yards in each of the statistical categories of rushing, receiving, punt returns and kickoff returns.

## Lindsay Fleshman

(1997-2000)

Signed with the CFL's Montreal Allouettes as a wide receiver after playing arena league football in the spring of 2001... Has remained active in arena league play.

## Chris Morant

(1998-2000)

Played in 2000 with the CFL's Edmonton Eskimos... was defensive player of the year in the Atlantic 10 in 1999 when he set JMU's season sacks record (12)... holds the Dukes' career record of 33 sacks... has remained active in arena play.

## Derick Pack

(1999-2001)

Signed as a free agent linebacker with St. Louis of the NFL... At JMU took part in 399 tackles -- sixth in team history -- in three seasons after transferring from West Virginia and was a three-time All-Atlantic 10 first-team and All-Virginia first-team selection.

## Jerame Southern

(2000-03)

Signed with the Calgary Stampeders of the CFL in 2005 after being JMU's defensive most valuable player in 2002 and its overall most valuable player in 2003.

## Rodney McCarter

(2001-04)

Signed with the CFL's Calgary in 2007.

## Harry Dunn

(2002-05)

Signed with the CFL's Montreal in 2006.

## Clint Kent

(2002-05)

Signed with the CFL's Montreal in 2006 after tying JMU's career interceptions mark (13) and setting the team's Division I record... JMU's overall most valuable player in 2005.

## Demetrius Shambley

(2002-05)

Signed with the CFL's Winnipeg in 2006.

## Alvin Banks

(2003-06)

Signed with the New York Jets in 2007 after completing his JMU career with 2,694 rushing yards.

## Corey Davis

(2003-06)


Signed with the Buffalo Bills in 2007 after starting all but one JMU game in four seasons.



Curtis Keaton



# JMU IN THE PROS



Professional football standouts Charles Haley (left) and Gary Clark (right) pose for a promotional photograph with 1987 JMU senior and future Green Bay Packers draftee Neal Wilkinson.

## Isaiah Dottin-Carter (2003-06)

Signed with the CFL's Montreal in 2007.

## Akeem Jordan (2003-06)

Signed with the Philadelphia Eagles in 2007 and became a starter after being Atlantic 10 defensive player of the year and College Sporting News national defensive player of the year in 2006... Spent time with the Kansas City Chiefs and is starting 2014 with the Washington Redskins.

## Phil Minafield (2005-06)

Signed with the CFL's Montreal in 2007.

## Justin Rascati (2004-06)

With the Chicago Bears during the spring of 2007 after starting each JMU game from 2004-06 and setting JMU's career record of 51 touchdown passes.

## Chuck Suppon (2003-06)

Signed with the CFL's Montreal in 2007.

## Kevin Winston (2003-06)

Signed with the CFL's Montreal in 2007.

## Tony LeZotte (2004-07)

Signed with the CFL's Montreal in 2008 after four All-America and two league player of the year seasons at JMU... Had 416 career tackles, the most by a JMU defensive back.



Ron Atkins



Delvin Joyce



Jerame Southern

## Evan McCollough (2005-08)

Signed with the Tampa Bay Buccaneers after being JMU's No. 2 tackler (83) and a first-team All-CAA cornerback honoree in 2008.

## J.D. Skolnitsky (2006-08)

Signed with the Washington Redskins after taking part in 61 tackles, including 10.5 for loss and 4.5 sacks, as a JMU junior in 2008.

## Arthur Moats (2006-09)

Signed with the Buffalo Bills in 2010 after being drafted in the sixth round and is currently with the Pittsburgh Steelers... Was the 2009 Buck Buchanan Award winner his senior year after posting 90 tackles, including a national-high 23.5 for loss and 11 quarterback sacks.

## Scotty McGee (2006-09)

Signed with the Jacksonville Jaguars in 2010 after being drafted in the sixth round after taking part in 41 tackles and ranking second nationally at 30.5 yards per kickoff return.

## Mike Caussin (2006-09)

Signed with the Jacksonville Jaguars... Was signed off Jacksonville's practice squad late in 2010 by the Buffalo Bills and put on the active roster... Second on the team as a senior with 25 receptions and 438 receiving yards.

## Dorian Brooks (2006-09)

Signed with the Pittsburgh Steelers and spent the majority of his rookie season in 2010 on the practice squad but was active for the Super Bowl... Was a three-year starter on the offensive line and 2009 Third-Team All-America honors.

## Mike Allen (2008-11)

Signed free agent contract with the Cleveland Browns after starting all 13 games at cornerback as a senior... Had a career-best 43 tackles, including 23 solos, in 2011.

## D.J. Bryant (2008-11)

Signed free agent contract with the Houston Texans after finishing as First Team All-CAA selection in 2011 with 48 total tackles, 13.0 tackles for loss and 7.0 sacks... Finished with 14.0 sacks and 28.5 tackles for loss in his career.

## Earl Watford (2008-12)

Signed with the Arizona Cardinals in 2013 after being drafted in the fourth round... Was selected as a First Team All-American by four different organizations his senior year.

## Jordan Stanton (2009-13)

Signed with the New York Giants as a free agent into training camp and was signed to the practice squad... Was a First Team All-CAA pick his senior year after ranking fifth in the CAA in sacks per game.

## Josh Wells (2009-13)

Signed with the Jacksonville Jaguars as a free agent into training camp and made the 53-man roster... Was a First Team All-CAA pick his senior year after earning second team honors as a junior.



Akeem Jordan



# JMU TRADITION

## JMU Football -- An Excellent Tradition

JMU winning the NCAA Division I-AA national title in 2004 is the high point in team history and demonstrates the remarkable growth the program has enjoyed since its inception in 1972. Eight years later, the JMU program has continued to build on that success, adding four more playoff bids and compiling an overall record of 69 -30 since the beginning of the 2004 season.

Now under their fifth head coach, the Dukes have gone from a non-scholarship team recruited through registration lines to a program that has reached the top of the NCAA Championship Subdivision, from playing at a local high school to competing at on-campus Bridgeforth Stadium/Zane Showker Field with an adjoining state-of-the-art support facility, from playing junior varsity and military school teams to competing in the nation's top FCS league, the Colonial Athletic Association.

JMU has played in the NCAA playoffs nine times since 1990 and 10 times overall, beginning in 1987. Several former Dukes have had prominent careers in the National Football League.

Another significant change in the JMU program currently was recently completed – a \$62 million expansion and renovation that increased Bridgeforth Stadium's seating capacity to almost 25,000 and added numerous crowd-friendly amenities to the stadium complex for the 2011 season.

## Rapid Development

Football began at JMU in 1972, and in 1975 the Dukes were 9-0-1. They were ranked atop the



JMU's 1972 team, the university's first, photographed on the front steps of Godwin Hall

Division III poll in 1976, by 1979 gave scholarships and in 1980 began competing in Division I-AA. After facing few varsity teams for two years, JMU had games with Division I-A foes Virginia and Virginia Tech in 1979 and 1980. Under Coach Challace McMillin, the Dukes in 1982 beat Virginia on its home field in what always will be one of the more-memorable games in team history.

JMU continued climbing in Division I-AA and reached the NCAA playoffs in 1987 during a 9-3 year under Coach Joe Purzycki. Coach Rip Scherer led the Dukes to the playoffs in 1991 and 1994, and Coach Alex Wood and Coach Mickey Matthews led them to post-season play in 1995 and 1999. All three were in their first years as head coaches during their first playoff appearances.

Matthews' 2004 national championship team made history by becoming the first Division I-AA team to win three road playoff games in a season, and his teams were back in post-season play in 2006, 2007, and 2008. The 2008 team was top ranked nationally from late September through the end of the regular season, was the No. 1 seed for the NCAA playoffs, and compiled an 8-0 record while winning the Colonial Athletic Association championship. The Dukes reached the 2008 national semifinals, hosted three playoff games and had a 12-game winning streak.

While ranked as the co-No. 1 team in the nation in 1976, JMU played in the first Division III game televised

by a major network (at Hampden-Sydney). From early in 1975 until early in 1976 JMU put together a 12-game winning streak and an unbeaten run of 13 games.

## Long List of Heros

The names of professional standouts Scott Norwood, Gary Clark and Charles Haley are most often mentioned in discussions of JMU football history, but the program's first 37 years have produced numerous standouts.

Quarterback Les Branich and offensive lineman Jeff Adams were early cornerstones and the only players to letter during each of the program's first four years. Defensive lineman Woody Bergeria and linebacker Dewey Windham received early All-America honors, and tailbacks Ron Stith and Bernard Slayton compiled remarkably similar statistics during standout careers from 1973-76. Both are members of JMU's Athletic Hall of Fame, as are Bergeria and Branich.

Bergeria and Windham were leaders on the 1975 team that allowed only 75 points, gave up more than seven points in only three of 10 games and shut out three foes. While sharing tailback duties, Stith ran for 2,308 career yards and Slayton for 2,161, and they still are among JMU's career rushing yards leaders. They combined to run for 44 career touchdowns.

Linebacker Dale Caparaso had three of the top season-tackle totals in team history from 1976-79, and quarterback John Bowers threw for 1,169 yards and four touchdowns and ran for four scores to lead the Dukes to an 8-2 record and a No. 9 national ranking in 1978, their final Division III year. Offensive guard Rick Booth was a 1978 All-America.




Charles Haley, JMU's first Division I-AA All-America, and teammates receive instructions from linebacker coach Steve Wilt



# JMU TRADITION



Coach Challace McMillin (pointing) with assistant Jimmy Prince at JMU's 1983 game at Appalachian State



Mike Thurman scored on an interception return at Virginia in JMU's 1982 win

score at Virginia.

Clark had punt returns of 87 and 89 yards for scores in JMU's 1983 game at Virginia before the hosts rallied for a 21-14 win. Clark was the sixth player selected in the 1984 United States Football League draft, and after two USFL seasons he joined the Washington Redskins and played for two Super Bowl winners.

## Division I-AA Success

A defense that ranked in the top 20 in I-AA for six straight years under Purzycki and defensive coordinator Jim Pletcher, who remained at JMU through 1994, was the Dukes' trademark in the late 1980s and a key ingredient in the team's 9-3 playoff season in 1987. JMU allowed fewer than 300 yards per game in every season from 1985-90,

including 1987 when it gave up 291.7 yards per game. Linebacker Marty Fitzgerald led the 1987 defense with 128 tackles, and the Dukes were ranked as high as third nationally.

Defenders Shawn Woodson, Steve Bates and Dan Kobosko were key performers in the late 1980s, and offensive guard Carlo Bianchini and punter John Druietto also received All-America honors. Safety Eupton Jackson was named to four All-America first teams in 1990, and offensive tackle D.R. Carlson was an All-America that season.

JMU won at Division I-A Navy in 1989 and 1990 before Scherer, a former offensive coordinator at Arizona and later the head coach at Memphis, led the Dukes to the playoffs in 1991. That 9-4 squad had JMU's first playoff win -- 42-35 in double overtime at Delaware -- and set a then-team record by averaging 31.9 points behind quarterback Eriq Williams and tailback Kenny Sims.

The 1991 team lost its opener at Division I-A Virginia Tech but then in consecutive games beat nationally ranked opponents in 1990 playoff participant Central Florida 49-31, eventual Southern Conference winner Appalachian State 31-8 on the road, and 1990 playoff participant William & Mary 29-28 on the road.

## Transition Period

The move to a scholarship program was challenging, but the period produced some of JMU's top performers. Norwood enrolled in 1978 and became one of Division I-AA's top placekickers; Clark arrived in 1980 and gave JMU its best receiver-kick returner combination; and Haley and Warren Marshall, the team's career rushing leader, arrived in 1982. All four are in JMU's Athletic Hall of Fame. Marshall, with 4,168 career rushing yards, completed his career as the top rusher in Virginia college history, and he had a team

career-record 20 100-yard rushing games.

Clyde Hoy led JMU in tackles in 1980 and 1981 and finished his career with 503 stops. Offensive linemen John Kent and John Blackwell were All-Americans in 1982 and 1983, respectively, and Haley in 1985 was JMU's first Associated Press first-team I-AA All-America. In 1986 Haley, JMU's career tackles leader (506), became its first NFL draftee (San Francisco, fourth round), and he was the first player to be a member of five winning Super Bowl teams.


JMU's 21-17 win at Virginia in 1982 came only three years after the Dukes lost 69-9 there and was the springboard to an 8-3 year, JMU's first winning Division I-AA season. Quarterback Jon Roddy came off the bench to rally the Dukes by Appalachian State in their second 1982 game (39-35 win) and combined with Clark on an 80-yard scoring pass the next week at Virginia. Mike Thurman returned an interception 53 yards for a



JMU's unbeaten team of 1975 (9-0-1)



# JMU TRADITION



John Kent

JMU won at defending Division I-AA champion Youngstown State (52-49) in 1992 and returned to the playoffs in 1994 and 1995 behind most valuable player Mike Cawley. The 1994 squad became JMU's then-winningest team (10-3), had a playoff win and won the Lambert/Meadowlands Cup as the top Division I-AA squad in the East.

The 1995 team was 8-4, went to the playoffs and gave the Dukes the then-best back-to-back years in team history. JMU completed 1995 having been ranked in 23 straight Division I-AA top-25 polls by The Sports Network (22 times in the top 20, 10 times in the top 10).

The Dukes in 1999 tied for the Atlantic 10 title, JMU's first Division I-AA crown, and returned to post-season play. JMU met Division I-A national runner-up Virginia Tech in its opener and then won seven straight

games behind Matthews, The Sports Network's Division I-AA coach of the year. Matthews also was the Atlantic 10 coach of the year, and JMU's Curtis Keaton and Chris Morant were the league's offensive and defensive players of the year. The Atlantic 10 honors were JMU's first, and Keaton was selected in the fourth round of the NFL draft by Cincinnati. The season was the first time one program received each of the league's three major awards during the same year.

## Continuing Success

Cawley (6,482 passing yards in three years) erased many of Williams' (5,356 career passing yards, team-record 7,678 yards of total offense) passing records while safety Chris Parrott, defensive tackle Tyrone Washington, cornerback Dwight Robinson, center David Bailey, placekicker John Coursey, tight end Ed Perry, wide receiver David McLeod, safety Tony Booth, return specialist Delvin Joyce, Keaton, Morant, linebackers Derick Pack and Derrick Lloyd, offensive lineman Matt Magerko, free safety Tony LeZotte, safety Rodney McCarter, linebacker Kwynn Walton, offensive tackle Corey Davis, linebacker Akeem Jordan, defensive end Kevin Winston, quarterback Rodney Landers, center Scott Lemm, return specialist Scotty McGee, and free safety Marcus Haywood have received more-recent All-America honors.

Cawley threw for 42 touchdowns, and Williams in four years threw for 40 scores and ran for a team-career-record 32. Sims had consecutive 1,000-yard rushing seasons in 1991 and 1992 and had five straight 100-yard rushing games in 1991.

McLeod erased most of Clark's JMU receiving records and had 158 career catches for 2,899 yards and 21 touchdowns. Macey Brooks had a team-record 14 scoring catches in 1996, and he was drafted by Dallas and Perry by Miami the next spring. Perry was a three-time first-team all-league choice.

Booth was first-team All-America in 1997 and 1998 and was drafted by Carolina. He had a JMU-record eight interceptions in 1997 to rank second nationally and had 122 tackles, the then-third most by a JMU defensive back and the most by any Duke since 1989.

Booth had a team-high 106 tackles in 1998 when JMU also got a standout year from Keaton. In his first JMU year, Keaton ran for 1,064 yards and became the first Duke since 1992 and only the then-third overall to run for 1,000

yards (Marshall had three 1,000-yard years and Sims two). In 1999 Keaton set JMU season records of 1,719 rushing yards, 20 rushing scores, 21 overall touchdowns, 126 points and 2,024 all-purpose yards. He played in the NFL with Cincinnati and New Orleans.

Joyce broke the team record for all-purpose yards in each of his first two years with the Dukes. In combined rushing, receiving and return efforts, Joyce had 1,563 yards in 1997 and 1,741 in 1998. Jay Jones set the previous team-season all-purpose yards mark of 1,515 yards in 1996 when he also set a national Division I-AA mark by returning kickoffs for 268 yards in a 31-27 win at Richmond.

The Dukes in 1998 also got a team-season-record 82 receptions from Earnest Payton, who as a 2000 senior broke McLeod's team career receptions record (185).

Joyce in 2000 became the first Division I-AA player to reach the 1,000-yard career mark in each of the categories of rushing (1,260), receiving (1,009), kickoff returns (1,902) and punt returns (1,488). He also set JMU records for career all-purpose yards (5,659), punt return yards, kickoff return yards and combined kick return yards (3,390), and he established Division I-AA career marks for punt return and combined kick return yards. Joyce played with the NFL's New York Giants.


Pack was the Atlantic 10's regular-season tackles leader twice. He took part in more than 400 tackles as a Duke, was a three-time first-team All-A-10 choice, and signed with the St. Louis Rams.

Lloyd led the nation in unassisted tackles as a 2001 senior and won The Sports Network's Buck Buchanan Award as I-AA's top defensive player after finishing the year with 157 stops overall, 7.5 quarterback sacks and five fumble recoveries.

LeZotte was the Atlantic 10's co-rookie of the year in 2004 when he had a team-freshman-record 144 stops as the national champions' tackles leader, and he was the league defensive player of the year in 2005 and 2007 and its first player to receive All-America honors for four seasons.

In 2006 Akeem Jordan was runner-up for the Buck Buchanan Award as the nation's top defender and won College Sporting News national defender of the year award, and he became a starter with the Philadelphia Eagles in 2007.


Landers had outstanding JMU seasons in 2007 and 2008, setting team season records for total offense during both. He ran (3,477) and passed (3,288) for more than 3,000 career yards and



Charles Haley



Scott Norwood



Gary Clark

## JMU's NFL Draftees

Charles Haley, 1986, San Francisco (4th)  
 Warren Marshall, 1987, Denver (6th)  
 Neal Wilkinson, 1988, Green Bay (9th)  
 Shawn Woodson, 1989, Minnesota (12th)  
 Steve Bates, 1990, LA Rams (10th)  
 Mike Cawley, 1996, Indianapolis (6th)  
 Macey Brooks, 1997, Dallas (4th)  
 Ed Perry, 1997, Miami (6th)  
 Tony Booth, 1999, Carolina (7th)  
 Curtis Keaton, 2000, Cincinnati (4th)  
 Arthur Moats, 2010, Buffalo (6th)  
 Scotty McGee, 2010, Jacksonville (6th)  
 Earl Watford, 2013, Arizona (4th)



# JMU TRADITION



Warren Marshall

in 2008 was runner-up for national player of the year honors, was the state Division I player of year and the offensive player of the year in the Colonial Athletic Association and Eastern College Athletic Conference. He threw a team-season record 21 touchdown passes and ran for 16 scores in 2008.

Defensive end Arthur Moats won JMU's second Buchanan Award after leading the nation in tackles for loss and FCS down linemen in tackles during the 2009 season. He and cornerback/return specialist Scotty McGee were sixth-round NFL draft selections by Buffalo and Jacksonville.


## Super Bowl Spotlight

Former JMU players have made 11 Super Bowl appearances and have been members of the winning team eight times.

Haley played on Super Bowl winners with San Francisco (two) and Dallas (three). Clark played on two title teams with Washington, Norwood made two title game appearances with Buffalo and Dorian Brooks was in the 2011 Super Bowl with Pittsburgh. Most recently, D.J. Bryant was a member of the 2013 Super Bowl champion Baltimore Ravens.



Joe Purzycki (right), with Jim Pletcher's assistance, led the Dukes to the 1987 playoffs



Neal Wilkinson (above), Dan Kobosko, 1988 captain (below)

## Conference Affiliation

JMU was an independent during its early Division I-AA years but joined the Yankee Conference in 1991 and began competing in the league in 1993.

The Yankee schools affiliated with the Atlantic 10 in 1997 and the CAA in 2007, and they long have comprised one of the nation's top leagues. In 1998 member Massachusetts won the Division I-AA title, and Delaware in 2003 and JMU in 2004 gave the league consecutive crowns. Richmond won the 2008 national championship and Villanova earned the 2009 national title. The league has gotten multiple playoff bids for 22 straight seasons, had four first-round winners in the 2004, 2008 and 2010 playoffs and sent a record five teams to the postseason in 2007 and in 2008.

## Former JMU Coaches

McMillin, who coached JMU for its first 13 football seasons (1972-84), remained affiliated with the university. He completed doctoral studies and was a JMU kinesiology faculty member until retirement. He has been inducted into JMU's Athletic Hall of Fame and continues to work at JMU in a sports psychology role.

Purzycki (1985-90) has been a banking and business executive in Wilmington, Del.; Scherer (1991-94) left JMU to become the head coach at Memphis; and Wood (1995-98) left JMU to become the quarterbacks coach with the NFL's Minnesota Vikings. Scherer has coached at Southern Mississippi and Kansas and has been on the staff of the Cleveland Browns and Carolina Panthers in the NFL and is currently the assistant head coach and quarterbacks coach at Colorado. Wood later was on the coaching staffs of the Cincinnati Bengals and Arizona Cardinals and the University of Arkansas and is currently the offensive coordinator and wide receivers coach at the University at Buffalo.



Rip Scherer led JMU to the 1991 and 1994 NCAA Division I-AA playoffs



JMU competed in the Division I-AA playoffs in 1995 under Alex Wood



# 2004 NATIONAL TITLE

## Dukes Make History with 2004 Title

James Madison University football in 2004 made history at the team and national levels.

The 13-2 Dukes won the NCAA Division I-AA title with a playoff effort that became increasingly impressive as the postseason progressed. JMU took the national crown without hosting a playoff game, becoming first Division I-AA team to win three playoff road contests in a season.

JMU won with depth and balance, consistent play that included Division I-second-ranked run defense (86.8 yards per game), good special teams play, and offense that developed a powerful running attack and avoided mistakes. The team won seven games by 10 or fewer points and were particularly effective late in contests.

JMU won 17-0 at Villanova after a scoreless first 36 minutes and beat Massachusetts 28-7 after a scoreless first 40 minutes. The Dukes won 24-20 at Maine with a touchdown with 0:48 left and beat Delaware 20-13 with an 87-yard punt return for a score with 3:04 left and by stopping the Hens after they had a first-down-and-goal situation from the three during the next drive.

After tying for the Atlantic 10 title (7-1 record), JMU was disappointed not to get a home playoff game. However, the Dukes responded with a 14-13 first-round win at Lehigh and then won by the same score at Furman, driving 74 yards during the final 5:11 for the decisive touchdown.

JMU avenged its lone Division I-AA loss of the year by winning 48-34 at William & Mary in a nationally televised (ESPN) Friday night game and beat Montana 31-21 for the NCAA title the following Friday in Chattanooga, Tenn., before another national television audience.

The Dukes took a 21-0 lead at William & Mary, fell behind 26-21 early in the second half, and then dominated play with 28 straight points in an 18-minute period.

JMU was equally effective during the last three quarters against Montana, running for 314 yards overall and holding the ball for 36:13 of the game's 60 minutes.

JMU's play helped Mickey Matthews gain Division I-AA coach of the year honors from the American Football Coaches Association, and several Dukes received major awards.

Offensive guard Matt Magerko and free safety Tony LeZotte led the award recipients. Magerko was first-team All-America by Associated Press, and LeZotte was first-team by I-AA.org, second team by Associated Press and Football Weekly and third-team by The Sports Network. Linebacker Kwynn Walton was third-team All-America by The Sports Network, and safety Rodney McCarter was a Football Foundation All-America. LeZotte was the Atlantic 10 co-rookie of the year.

Tailback Raymond Hines was team MVP after running for 1,038 yards. He became a starter at midseason when Alvin Banks and Maurice Fenner were hurt and became only the fourth Duke to run for 1,000 yards during a season. Fenner (117 yards at William & Mary, 164 vs. Montana) and Banks (88 yards vs. Montana) stepped back into the spotlight for the final two playoff games after Hines was hurt at William & Mary.

Quarterback Justin Rascati threw for 2,045 yards and 14 touchdowns, ran for 10 scores, and was intercepted only five times in 283 passes.

Team defensive MVP Trey Townsend and Walton as linebackers, LeZotte, and McCarter led the defense. LeZotte set a team freshman record with 144 tackles, Townsend had 102 tackles and five interceptions, McCarter had 92 stops, and Walton had 88 tackles.

Cornerback Clint Kent, who had 73 tackles for the season, returned an interception 69 yards for a score at William & Mary and sealed JMU's title-game win over Montana with an interception.



## 2004 JMU Results

JMU 62, Lock Haven 7  
JMU 17, Villanova 0  
West Virginia 45, JMU 10  
JMU 31, Hofstra 21  
JMU 28, Massachusetts 7  
JMU 24, Maine 20  
JMU 26, Richmond 20  
JMU 41, VMI 10  
JMU 20, Delaware 13  
William & Mary 27, JMU 24  
JMU 31, Towson 17  
JMU 14, Lehigh 13  
JMU 14, Furman 13  
JMU 48, William & Mary 34  
JMU 31, Montana 21





# 2004 PLAYOFFS

**James Madison . . . . . 14**  
**Lehigh . . . . . 13**

	1	2	3	4	Score
JMU	7	7	0	0	14
Lehigh	0	10	3	0	13

**Bethlehem, Pa., Nov. 27, 2004**

Justin Rascati and Raymond Hines ran for first-half scores, and JMU got solid defense in taking its first step toward the Division I-AA title.


Rascati scored on a nine-yard scramble during JMU's first series, and Hines ran one yard for a score during the second period. JMU led 14-10 at halftime, allowed Lehigh but 114 second-half yards, and set a team game record with 11 sacks. Hines ran 29 times for 191 yards.

JMU went 91 yards in 14 plays for a score on its first series. Hines started the drive with a 17-yard carry, and Rascati hit on seven of nine passes for 69 yards.

LU got to within 7-3 on its third series on a 43-yard field goal by Matt McNelis and went up 10-7 at 7:40 of the second quarter when Eric Rath capped a 54-yard drive with a six-yard run.

JMU went up 14-10 on Hines' one-yard run on its next series. He set up the score with a 43-yard run to the LU one, and JMU had the ball for 6:39 and went 65 yards in 14 plays.

LU got to within 14-13 on McNelis' 28-yard field goal at 3:55 of the third quarter. The Hawks scored after getting the ball at the JMU 39 when JMU didn't convert on a faked punt try.



**James Madison . . . . . 14**  
**Furman . . . . . 13**

	1	2	3	4	Score
JMU	0	7	0	7	14
Furman	0	7	6	0	13

**Greenville, S.C., Dec. 4, 2004**

JMU drove 74 yards during the last 5:11, scoring on Raymond Hines' one-yard run with 0:28 left, to reach the NCAA semifinals for the first time.

JMU got the ball at its 26 after Demetrius Shambley blocked a 43-yard field goal try. A holding penalty put JMU at its 16, but the Dukes scored in 12 plays. Justin Rascati had passes of 16 and 11 yards to D.D. Boxley and hit Nic Tolley for 26 yards, L.C. Baker for 15 and Ardon Bransford for 14 to the Furman eight. Hines then scored on fourth down.

Rascati hit on five of six passes for 78 yards during the drive and on 16 of 22 tries for 176 yards overall. Hines had both scores for JMU which overcame two lost fumbles and nine penalties.

JMU scored first on a five-yard Hines run at 11:09 of the second quarter after getting the ball at the FU eight on Isaiah Dottin-Carter's blocked punt.

FU tied the game at 7-7 on a 74-yard drive. Jerome Felton scored from the one after FU got a first down at the five when JMU twice was flagged for offsidess as FU set up field goal tries. FU went up 13-7 at 12:55 of the third period after a JMU fumble at its 17 but missed on the PAT try.





# 2004 PLAYOFFS

**James Madison . . . . . 48**  
**William & Mary . . . . . 34**

	1	2	3	4	Score
JMU	21	0	20	7	48
William & Mary	0	20	6	8	34

**Williamsburg, Va., Dec. 10, 2004**

JMU got 27 straight points after William & Mary overcame a 21-0 deficit to lead 26-21 during the opening series of the last half. The Dukes got 28 points after turnovers, scored twice during a two-minute span later in the third quarter, and sealed the win with a drive that used 8:36 of playing time to lead 48-26 with 8:01 left.



Maurice Fenner ran 29 yards to the WM 34 on the first play after JMU fell behind, and D.D. Boxley made a diving end zone catch of a Justin Rascati pass on the next play for a 27-26 JMU lead at 11:00 of the third period.

Bruce Johnson recovered a fumble four plays later at the WM 48, and Chris Iorio's four-yard run ran the lead to 34-26. JMU got the ball on Demetrius Shambley's recovery at the WM 18 on the next play, and a 13-yard pass from Rascati to Antoine Bolton ran the lead to 41-26.

JMU put together a 15-play, 58-yard scoring drive to lead 48-26 on Alvin Banks' one-yard run.

JMU went 73 yards in six plays for a TD on the game's first series and scored after WM fumbled a punt and on Clint Kent's 69-yard interception return to lead 21-0 at 4:02 of the first period.

WM, with Lang Campbell hitting on 17 straight passes, scored on four straight series to get to within 21-20 by halftime and went 73 yards in seven plays to start to final half for its only lead.



**James Madison . . . . . 31**  
**Montana . . . . . 21**

	1	2	3	4	Score
JMU	0	10	14	7	31
Montana	7	0	14	0	21

**Chattanooga, Tenn., Dec. 17, 2004**

JMU won the national title with a stingy defense and a strong running game. The Dukes allowed a first-quarter TD for the only time in 2004 and trailed twice before dominating the final minutes.

JMU went up to stay 24-21 on a one-yard Maurice Fenner run at 3:25 of the third quarter, added Justin Rascati's six-yard run for a score with 8:00 left, and ran the final 6:14 off the clock. The Dukes used 14 straight rushing plays to kill the clock at the end of the game and nine straight runs during the 72-yard drive that put them up to stay. JMU ran for 314 yards, 257 during the last half.

In addition to the score that put JMU up to stay, Fenner scored on a one-yard run late in the first period for a 10-7 JMU edge. Rascati ran 11 yards for a score on JMU's first third-quarter series.



JMU's effort off set a strong outing by Montana's Craig Ochs, who threw for 371 yards and three scores. However, the Grizzlies had only 44 rushing yards.

UM went 71 yards in 11 plays to score on the first series, and JMU didn't have a first down and but two yards during the first period. The Dukes got to within 7-3 with 8:54 left in the half on a 28-yard David Rabil field goal to cap a 14-play, 74-yard drive. Fenner's one-yard scoring run gave JMU a 10-7 halftime lead and capped a 71-yard drive.

JMU ran the lead to 17-7 by going 80 yards in six plays to open the final half, but UM scored on the next series, going 75 yards, and recovered a JMU fumble two plays later to set up a 29-yard drive that produced a 21-17 Grizzly lead.

After JMU went up 24-21, UM missed on a 31-yard field goal try, and JMU added an insurance score on an 80-yard, 16-play drive during which Rascati hit on six of eight passes for 48 yards.

Ochs then moved UM from its 14 to the JMU 35 in just more than a minute, but Clint Kent's fourth-down interception came on the last play the Grizzlies ran.





# 1987 & 1991 PLAYOFFS

## Marshall .....41 James Madison .....12

JMU	0	0	0	12	12
Marshall	10	14	3	14	41


Huntington, W.Va., Nov. 28, 1987

Eventual national runner-up Marshall got a 387-yard, four-touchdown passing effort from Tony Peterson to end JMU's first playoff season. The Thundering Herd scored on four straight possessions after punting on its first series and held JMU without a first down during the opening quarter. Marshall led 24-0 at halftime and 34-0 before JMU scored early during the final period.

Peterson hit on 22 of 34 passes, and the Herd compiled 499 total yards to JMU's 281.

The Dukes scored during the final period on a six-yard run by Rodney Stockett and on a 17-yard pass from reserve quarterback Greg Lancaster to Leon Taylor. Stockett set up his score with a 70-yard kickoff return.

Tony Graddy ran 13 times for 78 yards, Greg Medley nine times for 34 yards and Stockett five times for 22 yards for JMU. Eric Green completed five of 17 passes for 66 yards and Lancaster seven of 13 for 100 yards. Neal Wilkinson caught four passes for 63 yards.



Tony Graddy

## James Madison .....42 Delaware .....35 (OT)

JMU	7	14	7	7	0	7	42
Delaware	7	0	14	14	0	0	35


Newark, Del., Nov. 30, 1991

JMU won a post-season game for the first time as Kenny Sims ran for three touchdowns, including a 25-yarder on the opening play of the second overtime. The Dukes played the first overtime game in their history and won on the home field of the No. 1 seed in the East Region.

Sims scored on nine-yard runs during the first and second quarters, and his overtime touchdown followed a scoreless first extra period during which he fumbled at the Delaware three. Sims ran 26 times for 153 yards, his seventh 100-yard game of the season.

Eriq Williams ran for 118 yards and a touchdown and threw for 71 yards and a score for JMU. The Dukes also got two key special teams plays from J.C. Hall, who recovered a second-quarter on-sides kick and blocked a 33-yard Delaware field goal try during the opening series of the first overtime.

After leading 21-7 at halftime, JMU had margins of 28-14 and 35-21, but Delaware scored twice during a 4:31 period to pull into a 35-35 tie with 5:14 left in the fourth quarter. The Hens lost a fumble with 2:01 left after reaching the JMU 35 and missed on a 55-yard field goal try at the end of regulation.



Eriq Williams

## Playoff History

### 1987

Marshall 41, JMU 12

### 1991

JMU 42, Delaware 35 (2 ot)  
Samford 24, JMU 21

### 1994

JMU 45, Troy State 26  
Marshall 28, JMU 21 (ot)

### 1995

Appalachian State 31, JMU 24

### 1999

Troy State 27, JMU 7

### 2004

JMU 14, Lehigh 13  
JMU 14, Furman 13  
JMU 48, William & Mary 34  
JMU 31, Montana 21

### 2006

Youngstown State 35, JMU 31

### 2007

Appalachian State 28, JMU 27

### 2008

JMU 38, Wofford 35  
JMU 31, Villanova 27  
Montana 35, JMU 27

### 2011

JMU 20, Eastern Kentucky 17  
North Dakota State 26, JMU 14

## Samford .....24 James Madison .....21

Samford	7	0	17	0	24
JMU	7	7	0	7	21


Harrisonburg, Va., Dec. 7, 1991

In the first post-season game played at JMU's Bridgeforth Stadium/Zane Showker Field, Samford scored 17 points during a five-minute span of the third quarter and beat the Dukes in second-round NCAA action.

The Bulldogs during the third quarter got a touchdown after tackling JMU punter Thad Hudson at the JMU 15, returned a punt 67 yards for a score and kicked a field goal after returning an interception to the JMU 15. They scored their initial points on a 71-yard run on the game's second play.

JMU pulled to within 24-21 with 3:50 left on a nine-yard Eriq-Williams-to-Dion Foxx pass and regained possession at the Samford 29 with 2:28 to play after a bad snap on a Bulldog punt attempt. The Dukes moved to the Samford eight, but Trey Weis' 25-yard field goal try with 0:49 left was wide left.

Sukano Edwards ran 23 times for 153 yards, including the 71-yarder for a touchdown, for Samford, and Kenny Sims carried 17 times for 107 yards for JMU. The Dukes got a two-yard scoring run from Elvin Brown and an 11-yarder from Eriq Williams.



Kenny Sims



# 1994, 1995 & 1999 PLAYOFFS

## James Madison . . . . . 45 Troy State . . . . . 26

Troy State	7	3	3	13	26
JMU	10	7	14	14	45

Harrisonburg, Va., Nov. 26, 1994



Kelvin Jeter

Kelvin Jeter ran 25 times for a career-high 240 yards and three touchdowns, and JMU compiled 572 yards of total offense in its first home playoff victory. Jeter had the then-third-best game rushing effort in team history and scored on a six-yard run during the opening quarter for the game's first points, on a 30-yard run for a 31-13 JMU lead in the third quarter, and on a 43-yard run with 1:50 remaining for the game's final points.

JMU took a 10-0 lead after less than seven minutes, but Troy State pulled into a 10-10 tie midway through the second quarter before Mike Cawley's 38-yard scoring pass to Macey Brooks put JMU in front to stay with 5:01 left in the half. Cawley hit Ed Perry on a 14-yard touchdown pass, and Jeter had his 30-yard scoring run to raise the Dukes' edge to 31-13 during the third quarter.

JMU compiled 572 yards of total offense (331 rushing, 241 passing). Cawley hit on 16 of 32 passes for 241 yards and two touchdowns, and Brooks, Jay Jones and Perry each had four receptions for the Dukes.

## Appalachian State . . . . . 31 James Madison . . . . . 24

JMU	7	10	0	7	24
ASU	10	7	7	7	31

Boone, N.C., Nov. 25, 1995



Mike Cawley

Damon Scott's third rushing touchdown, a three-yarder with 8:08 to play, put Appalachian State in front to stay. The Mountaineers drove 67 yards in six plays for the winning score after Mike Cawley's 82-yard touchdown pass to Jay Jones pulled JMU into a 24-24 tie with 11:09 to play.

JMU had three possessions after Scott's decisive touchdown but got only one first down before completing a 60-yard pass to the Appalachian State 20 as time expired.

The Mountaineers rushed for 341 yards and ran 81 plays while holding the ball for 39:02 of the game's 60 minutes. JMU ran only 47 plays but got a 300-yard passing effort from Cawley, who threw for three scores.

Appalachian State finished with 436 yards and JMU with 384. Cawley hit Ed Perry with a 31-yard scoring pass to give JMU a 7-3 first-quarter lead and Mike Woolever with a 17-yarder to pull the Dukes into a 17-17 tie just before halftime.

## Marshall . . . . . 28 James Madison . . . . . 21 (OT)

JMU	0	0	7	14	0	21
Marshall	14	0	0	7	7	28

Huntington, W.Va., Dec. 3, 1994



Ed Perry

Chris Parker's two-yard touchdown run on the fifth play of overtime gave Marshall the win after JMU overcame deficits of 14-0 and 21-7. Parker carried five straight times during the Herd's overtime series and finished with 153 yards, 110 during the first half. JMU gained seven yards during its overtime possession, and the game ended on a fourth-down incompletion by the Dukes.

Marshall gained 291 yards during the first half and led 14-0 at halftime, but JMU had 272 yards during the second half and forced overtime on Mike Cawley's two-yard touchdown run with 6:43 left in the fourth quarter. Cawley had hit Jay Jones on a 40-yard scoring pass to pull the Dukes to within 21-14 with 11:59 left after Marshall's Melvin Cunningham returned an interception 100 yards for a touchdown early during the final period.

JMU ran 50 plays to Marshall's 14 during the third and fourth quarters and had but one turnover while the Herd lost four fumbles and threw an interception. JMU finished with 428 yards and Marshall with 373. Kelvin Jeter ran for 118 yards and Cawley threw for 249 for JMU.

## Troy State . . . . . 27 James Madison . . . . . 7

JMU	0	0	0	7	7
Troy State	3	7	14	2	27

Troy, Ala., Nov. 27, 1999



Curtis Keaton

Troy State scored three touchdowns during a seven-minute period midway through the game in the first-round playoff win. JMU trailed only 3-0 until Troy State got its first touchdown -- immediately following a 49-yard pass completion to the JMU one-yard line -- with 1:43 left in the first half. The Trojans drove 75 yards for a touchdown on the first series of the second half and scored again with 8:57 left in the third quarter after returning an interception to the Dukes' one.

Troy State scored twice on one-yard runs by 290-pound defensive tackle All-America Al Lucas and got another touchdown on a fumble recovery in the end zone after driving 75 yards.

JMU's points came on Curtis Keaton's 20th touchdown run of the season, a two-yard carry with 9:22 left in the game.

Troy State gained 376 yards to JMU's 203.

The Trojans held Keaton, a 1,719-yard rusher for the year, to 40 yards, and injuries forced JMU to use three quarterbacks. Starter Chris Paquette left in the second quarter with a collarbone problem, and Mike Connelly, who missed the previous game with a shoulder problem, played only briefly. Jason Thompson was used at quarterback for the first time as a college player and worked the entire second half. He completed six of 16 passes for 66 yards. Quarterbacks Charles Berry and John DeFilippo weren't on the team's travel roster because of injuries.



# 2006 & 2007 PLAYOFFS

## Youngstown State . . . . . 35 James Madison . . . . . 31

JMU	14	3	7	7	31
YSU	10	10	0	15	35

Youngstown, Ohio, Nov. 25, 2006

Tom Zetts threw for 314 yards and led two late scoring drives in Youngstown State's first-round win. JMU led 31-20 on a 27-yard Justin Rascati scoring run with 14:52 left, but YSU scored during the last 8:06 on drives of 52 and 88 yards.

Zetts hit on passes of 22 and 18 yards before throwing a six-yard scoring toss to T.J. Peterson on the drive that got YSU within 31-28 with 8:06 left. JMU then reached the YSU 12 but was ruled to have come up short on a fourth-and-one-yard-to-go sneak at 4:14.

The Penguins then put together a 13-play, 88-yard series that ended in Marcus Mason's one-yard scoring run with 1:12 left. Zetts had a 30-yard pass on third and 15 from the YSU seven and threw for 52 yards during the drive.

JMU then got one first down and reached the YSU 46 but had three straight incompletions and Rascati gained only eight yards on fourth down.

YSU drove 84 yards to score on the first series, but Scotty McGee returned the ensuing kickoff 99 yards for a touchdown to pull JMU into a 7-7 tie.

YSU went up 10-7 on a 40-yard field goal at 5:51 of the first quarter after moving 49 yards in nine plays, but JMU took a 14-10 lead at 2:26 of the period on an 11-yard Rascati scoring run at the end of a 70-yard series.

YSU went up on a four-yard option pass from Monquantae Gibson to Rory Berry with 11:43 left in the half and 20-14 on a 26-yard field goal with 0:52 left in the half.

JMU got to within 20-17 at halftime on David Rabil's 37-yard field goal as time ran out and scored on its second and third series of the final half to lead 31-20.

JMU compiled 394 total yards (249 rushing, 145 passing) and YSU 412 (94 rushing, 318 passing). Rascati hit on 14 of 24 passes for 145 yards and ran for 93 yards for JMU. Zetts hit on 24 of 40 passes for 314 yards, and Peterson had 11 receptions for 144 yards for YSU.



Justin Rascati

## Appalachian State . . . . . 28 James Madison . . . . . 27

JMU	7	7	6	7	27
ASU	0	19	0	9	28

Boone, N.C., Nov. 24, 2007

Appalachian State scored nine points during the final 5:00 in the first-round win.

The Mountaineers got a 44-yard field goal from Julian Rauch to get to within 27-22 with 4:51 left and got possession at 2:35 after stopping JMU at its 31. They went up 28-27

at 1:10 on a five-yard Armanti Edwards run and then recovered a JMU fumble at their five with 0:22 left.

With the Dukes down 28-27, Rodney Landers began JMU's last drive with a 36-yard pass to the ASU 35 to Bosco Williams and ran for five and four yards before Jamal Sullivan ran 17 yards to the ASU nine. A fumble two plays later ended the threat.

JMU had a 436-330 edge in yards but lost two fumbles and threw an interception. ASU scored touchdowns after a fumble return to the JMU three and an interception at the JMU 28. JMU ran for 312 yards and threw for 124, and ASU had 204 rushing yards and 126 passing. Landers ran 29 times for 129 yards for JMU and Edwards 20 times for 132 yards and three scores for ASU.

JMU scored on its first series, going 73 yards after Marcus Haywood's fumble recovery. Landers hit Griff Yancey on a 10-yard touchdown pass at 10:12 of the first quarter.

ASU tied the score after Jacque Roman returned a JMU fumbled pass reception 77 yards to the one. Edwards scored after JMU used 17 plays to go from its 11 to the ASU 23.

JMU went up 14-7 on Yancey's five-yard run, but ASU got to within 14-13 with 5:47 left in the half on an 80-yard march that included a 41-yard Edwards run.

ASU went up 19-14 with 3:09 left in the half. ASU got the ball at the JMU 27 after it bounced off a JMU receiver who was hit as the ball arrived. Edwards ran 18 yards to the one on fourth and two and scored on the next snap.

An Adam Ford fumble recovery at the ASU 43 set up a drive that gave JMU a 20-19 lead at 4:29 of the third quarter. Placekicker Dave Stannard scored from the seven, taking a pitch after JMU lined up a field goal.

JMU led 27-19 with 7:37 left when Sullivan scored on a two-yard run to cap a 76-yard march.



Rodney Landers



# 2008 PLAYOFFS

Rodney Landers accounted for 292 yards and four touchdowns, including the game winner. He ran for 166 yards and a touchdown and threw for 126 yards and three scores. His scoring run with 3:21 left gave JMU a 38-28 lead after JMU stopped Wofford. Leading 31-28, JMU stopped Dane Romero on fourth and six from the JMU 45.

Landers responded by leading a 10-play, 65-yard drive, consisting only of runs by Landers and Eugene Holloman and capped by a six-yard Landers push.

WC came back with a 14-play, 56-yard drive with Mike Rucker scoring on a 12-yard run. However, JMU'S Bosco Williams covered the onside kick to seal JMU'S win.

WC took its only lead on a two-yard Romero run in the first quarter after a nine-play, 78-yard drive. The rushing score was Romero's first of four in the game.

JMU responded with Holloman scoring on a 34-yard run to cap a seven-play, 62-yard drive. The Dukes took their first lead on a 15-yard pass from Landers to Rockeed McCarter, but WC tied the score on a 12-play drive with Romero scoring from the 11.

JMU answered with a 27-yard scoring pass from Landers to Williams to end a drive set up by a 37-yard Scotty McGee kickoff return.

Just before the half JMU drove 92 yards. With 0:20 left at the 23, Landers found McCarter in the end zone for a 28-14 JMU lead.

**James Madison . . . . . 38**  
**Wofford . . . . . 35**

JMU	14	14	0	10	38
Wofford	7	7	14	7	35

**Harrisonburg, Va., Nov. 29, 2008**



Rodney Landers

Rodney Landers scored on a one-yard run with 1:38 left to give JMU the win.

Villanova took its only lead, 27-24, on a 13-yard pass from Matthew Szczur to Stephen Pimm with 6:54 left, but Landers led an 11-play, 54-yard JMU drive in 5:16. The series included a 22-yard Griff Yancey rush on fourth and two at the VU 46.

VU then took over on its 20 and drove 21 yards before a Marcus Haywood interception.

Landers ran 26 times for 143 yards and hit on 14 of 20 passes for 157 yards and three scores. JMU tied its team record with its 12th straight win, and Arthur Moats led JMU'S defense with 11 tackles, including 3.5 sacks.

JMU took a 14-0 lead with Mike Caussin and Bosco Williams catching scoring passes on drives of 70 and 40 yards.

VU then drove 60 yards in just four plays for a touchdown by Louis Adeyemi at 13:38 of the second quarter. Most of the yards came on a third and long pass for 59 yards from Whitney to Szczur. VU used a fumble to drive 36 yards in eight plays, tying the game on a two-yard Szczur run with 0:37 left in the half.

JMU on the first series of the final half drove 77 yards with the go-ahead score coming on a 30-yard pass from Landers to Kirby Long. JMU took a 10-point lead on a 23-yard Dave Stannard field goal to cap a 60-yard drive.

VU rallied to score on a 26-yard Whitney-to-Brandyn Harvey pass.

**James Madison . . . . . 31**  
**Villanova . . . . . 27**

JMU	7	7	10	7	31
Villanova	0	14	0	13	27

**Harrisonburg, Va., Dec. 6, 2008**



Marcus Haywood

Montana forced four turnovers and held off a late JMU drive in the FCS semifinals.

Turnovers made a difference as JMU fumbled twice on kickoff returns to set up a short field for UM. The Dukes also fumbled once and threw an interception on drives within scoring range.

Montana led 14-10 at the half and built its edge to 35-17 with 1:06 left in the third quarter.

On the ensuing JMU series, JMU drove 62 yards to the UM one but couldn't score. The Dukes got a safety on the next series when a UM punt snap sailed through the end zone.

JMU took possession after the free kick with 8:22 left and drove 57 yards in six plays with Drew Dudzik scoring on an 18-yard run and adding a two-point conversion run to get the Dukes within 35-27.

JMU took over on its seven with 2:06 left after stopping UM. The Dukes reached the UM 49 and then had a 14-yard completion. The second-down pass play, however, was nullified by penalty, and JMU then threw three incompletions.

JMU got a 32-yard Dave Stannard field goal on the first series, but UM responded with a 62-yard drive for a 7-3 lead and didn't trail again.

The UM lead went to 14-3 two plays and 15 yards after JMU fumbled the ensuing kickoff, and UM had a 34-yard third-quarter touchdown driving after scoring on the half's initial series and again recovering JMU fumble on a kickoff.

**Montana 35, JMU 27**

JMU	3	7	7	10	-	27
Montana	14	0	21	0	-	35

**Harrisonburg, Va., Dec. 12, 2008**



Dave Stannard



# 2011 PLAYOFFS

## James Madison . . . . . 20 Eastern Kentucky . . . . . 17

JMU	0	7	3	10	20
EKU	0	10	7	0	17

Richmond, Ky., Nov. 26, 2011

Kicker Cameron Starke drilled a 35-yard field goal into a strong wind as time expired to lift James Madison to a 20-17 win at Eastern Kentucky in the opening round.

Late in the fourth quarter, JMU halted EKU's drive as Stephon Robertson flushed quarterback T.J. Pryor from the pocket and forced him into linebacker Pat Williams for a sack at the EKU 18. Jordan Berry's 46-yard punt was muffed but recovered by JMU to give them possession on its own 36. From there, the Dukes got a first down and moved to the EKU 43 for a 4th-and-2 with 1:34 left in regulation. The Colonels called a time out as JMU was setting up to punt. The Dukes reconsidered, sending the offense out for the play and converting it as Dae'Quan Scott got four yards to keep the drive alive. Madison earned another first down and got the ball down to the EKU 19 with one second remaining. Two time outs were called by the hosts to try and ice the JMU kicker, but Starke stepped up and drilled his second game-winning field goal of the season down the middle to propel the Dukes to the second round.



Cameron Starke

JMU controlled the flow of the game, holding the ball for a staggering 40:30 of the contest while outgaining the Colonels 393-213. In the second half alone, JMU has 52 offensive plays to just 14 for the Colonels while keeping the ball for more than 23 minutes. The Dukes rushed for 244 yards in the game and threw for 149, while limiting EKU to just 119 yards on the ground, more than 80 yards below its season rushing average. Madison also didn't give the ball up on a turnover in the game to a team that came in as a plus-16 in the turnover column for the year.

Trailing 17-10 and heading into a stiff wind, the Dukes put together a drive on their following possession after stopping EKU on a 3rd-and-1. Getting the ball its own 24, JMU put together an 8-play, 76-yard drive, keyed by a 25-yard third-down conversion from Justin Thorpe to Kerby Long. After moving it to the EKU 40, Jordan Anderson took it on the final two carries, going 16 yards on the first and 24 yards into the end zone on the second, busting a pair of tackles. The point after was good, tying the game at 17 with just over 10 minutes remaining in the contest.

JMU was led by Thorpe, who gained a career-high 93 yards on 28 carries while he was also 9-for-16 for 149 yards through the air. Scott and Anderson both chipped in solid games on the running attack, with Scott going for 75 yards on 24 carries and Anderson recording 15 carries for 71 yards and the two scores. Three players reeled in two receptions each, led by Renard Robinson's 50 yards.

## North Dakota State . . . . . 26 James Madison . . . . . 14

JMU	0	7	0	7	14
NDSU	0	10	6	10	26

Fargo, N.D., Dec. 3, 2011

In its first game indoors since 1987, No. 17 James Madison was unable to put together consistent running game and lost 26-14 at No. 4 and No. 2 national seed and eventual national champion North Dakota State in the second round of the NCAA Division I Football Championship.

For the first time since the season opener at North Carolina, the Dukes did not reach the 100-yard rushing mark as a team, finishing the game with 32 carries for 67 yards. NDSU also outgained the Dukes 329-301, rushing for 219 yards in the game.

NDSU marched 80 yards for the first score of the game in the second quarter as running back Sam Ojuri took it the final yard on the 10-play march that consumed 5:38 of the clock. Ryan Jastram put through the point after attempt and the hosts led 7-0 with just over nine minutes to play.

Late in the half, the Dukes got things going as Justin Thorpe hit receiver DeAndre' Smith with a fade route to the left corner of the end zone that he wrestled away from the NDSU defender for the touchdown. Kicker Cameron Starke put through the extra point and the game was tied at seven with 22 seconds left in the half.

JMU's ensuing kickoff was mishit and sailed out of bounds and gave NDSU the ball at the Dukes 49. From there, the Bison moved quickly into field goal range and Jastram hit a career-long field goal from 53 yards out as time expired, and the home squad went into the locker room leading 10-7.

On its second drive of the third, the Bison moved it to the end zone as Ojuri found the end zone for the second time on the day on a 6-yard touchdown run. The extra point attempt was blocked, leaving the margin at 16-7 with 5:13 to go in the third quarter.

After JMU was unable to convert a fourth-down attempt at the Bison' 40, NDSU got the ball back late in the fourth quarter and worked to eat up some clock. Eventually, Jastram hit his second of the day, this time from 44 yards, and the Bison led 19-7 with 9:31 to play in the game.

JMU used the aerial game to trim the lead, as Thorpe started it off with a 25-yard pass to redshirt-wide receiver Daniel Brown to get the ball at the Bison 49. Then two plays later, Kerby Long took the handoff in the wildcat formation, pulled up and threw a 35-yard strike to a wide open Thorpe for the touchdown to trim the margin to 19-14 with 7:26 left in the game.

NDSU got the ball back on its 40 after another kickoff out of bounds by the Dukes. The next play, D.J. McNorton went around the right side, broke a tackle and went in from 60 yards out for the score to put the margin back at 12, 26-14, with just over seven minutes remaining.

Dae'Quan Scott was the top rusher for JMU, carrying it 17 times for 63 yards, while Thorpe was 21-for-38-for 182 yards, one touchdown and one interception. Andre Coble had a career-high six catches for 34 yards. Vidal Nelson led JMU with 12 tackles while Stephon Robertson chipped in 11 stops and a pass breakup.



Justin Thorpe



# COLLEGE FB HALL OF FAME

On July 15-16, 2011, former JMU All-American Charles Haley became the first player from a CAA school to be enshrined into the College Football Hall of Fame.

Haley was a four year starter at JMU from 1982-85. He was a two-time All-American and a three-time Defensive MVP at Madison. As a senior at JMU, Haley was voted a 1985 Associated Press First-Team I-AA All-American and both the Richmond Touchdown Club and Roanoke Times & World News' State Defensive Player of the Year. He leads JMU's all-time tackles list with 506, including three seasons of more than 100 tackles, and his 22 tackles at Shippensburg during the 1983 season still ranks as the eighth-highest single-game total in JMU history. He also added three interceptions and 17 quarterback sacks to his total.

In 1986, after his senior season Haley was selected in the fourth round of the NFL Draft by the San Francisco 49ers, as he was the No. 96 pick overall.



Charles Haley (front) talks with fellow enshrinee Desmond Howard, former Heisman Trophy winner and Super Bowl MVP from Michigan



The 2011 College Football Hall of Fame Enshrinement Class



Charles Haley shows off his College Football Hall of Fame class ring



The display from Charles Haley's float at the College Football Hall of Fame



Charles Haley (second from right) talks on the podium with hosts Jon Gruden (fourth from right) and Charles Davis (second from left)




Charles Haley talks with a member of the media

Charles Haley, former JMU coach Challace McMillin and Karen Haley are all smiles following the enshrinement ceremony.






# JMU HONORS



Warren Coleman




Larry Crabil



Conrad Green



Mark Keifer



Joe Showker

## Team Awards

### NCAA

2004 Division I-AA national champion

### Lambert Cup

1994 Division I-AA winner  
2004 Division I-AA winner

### ECAC Team of Year

2004 Division I-AA winner  
2008 FCS winner

## Post-Season

### All-Star Games

1989 Steve Bates, DL (Blue-Gray Classic)  
1997 Nelson Garner, P (Blue-Gray Classic)  
1999 Curtis Keaton, TB (Blue-Gray Classic, Hula Bowl)  
2004 Tom Ridley, TE (Hula Bowl)  
2006 Alvin Banks (North-South Classic)  
Corey Davis (Texas vs. Nation)  
Mike Parham (National All-Stars.com)  
Justin Rascati (Texas vs. Nation)  
2012 Earl Watford (East-West Shrine)  
Leavander Jones (FCS Senior Scout)  
Aaron Harper (FCS Senior Scout)  
2013 Stephon Robertson (NFLPA Collegiate Bowl)  
Josh Wells (NFLPA Collegiate Bowl)

## All-America Division I-AA/FCS

### Associated Press

1980 Mark Magaw, OC (hm)  
1981 Clyde Hoy, LB (hm)  
Nick Paulett, OG (hm)  
Scott Norwood, PK (hm)  
1982 John Kent, OT (2nd)  
Gary Clark, WR (hm)  
Jon Craver, DT (hm)  
Mike Thurman, DB (hm)  
1983 John Blackwell, OG (3rd)  
Gary Clark, WR (hm)  
1984 Charles Haley, LB (hm)  
Warren Marshall, RB (hm)  
Mickey Stinnett, PK-P (hm)  
1985 Charles Haley, LB (1st)  
Warren Marshall, RB (hm)  
Doug West, NG (hm)  
1986 Carlo Bianchini, OG (hm)  
John Druiett, P (hm)  
Marshall Barnes, DB (hm)  
Warren Marshall, RB (hm)  
Dean McCullough, LB (hm)  
1987 Carlo Bianchini, OG (1st)  
John Druiett, P (3rd)  
Jim Eckenrode, DT (hm)  
Marty Fitzgerald, LB (hm)  
Neal Wilkinson, TE (hm)  
1988 Shawn Woodson, LB (2nd)  
Steve Bates, DT (hm)  
Eupton Jackson, FS (hm)  
1989 Steve Bates, DL (2nd)  
1990 Eupton Jackson, FS (1st)  
1991 Eriq Williams, QB (3rd)  
1992 Chris Parrott, FS (3rd)  
1993 Dwight Robinson, RS (3rd)  
1995 John Coursey, PK (1st)  
1997 Tony Booth, FS (1st)  
1998 Tony Booth, FS (3rd)  
1999 Curtis Keaton, TB (2nd)  
Derick Pack, LB (2nd)  
2000 Chris Morant, DE (2nd)  
2001 Derrick Lloyd, LB (1st)

2004 Matt Magerko, OG (1st)  
Tony LeZotte, FS (2nd)  
2005 Tony LeZotte, FS (1st)  
2006 Matt Magerko, OG (1st)  
Akeem Jordan, LB (2nd)  
Tony LeZotte, FS (2nd)  
Kevin Winston, DE (2nd)  
Corey Davis, OT (3rd)  
2007 Tony LeZotte, FS (1st)  
2008 Scot+t Lemn, OC (1st)  
Marcus Haywood, FS (2nd)  
Rodney Landers, QB (2nd)  
2009 Arthur Moats, DE (1st)  
2012 Earl Watford, OG (1st)  
Stephon Robertson, LB (2nd)  
2013 Stephon Robertson, LB (1st)

### Football Weekly

1993 David McLeod, WR (1st)  
1995 John Coursey, PK (1st)  
Quincy Waller, CB (3rd)  
Ed Perry, TE (hm)  
1999 Curtis Keaton, TB (1st)  
Chris Morant, DE (3rd)  
Ron Atkins, FS (hm)  
Mike Luckie, LB (hm)  
Derick Pack, LB (hm)  
Dee Shropshire, OG (hm)  
2000 Chris Morant, DE (1st)  
Derick Pack, LB (1st)  
Ron Atkins, SS (hm)  
Jason Inskip, OC (hm)  
Delvin Joyce, RS (hm)  
2001 Derrick Lloyd, LB (1st)  
Derick Pack, LB (hm)  
2004 Tony LeZotte, FS (2nd)  
2005 Tony LeZotte, FS (1st)  
Matt Magerko, OG (3rd)

### Kodak and American Football Coaches Association

1987 Carlo Bianchini, OG (1st)  
1989 Steve Bates, DL (1st)  
1990 Eupton Jackson, FS (1st)  
1994 Dwight Robinson, CB (1st)  
1999 Curtis Keaton, TB (1st)  
2006 Akeem Jordan, LB (1st)  
2007 Tony LeZotte, FS (1st)  
2008 Scotty McGee, RS (1st)  
2009 Arthur Moats, DE (1st)  
2012 Earl Watford, OG (1st)  
2013 Stephon Robertson, LB (1st)

### The Sporting News

1982 Gary Clark, WR (hm)

### Football News

1987 Carlo Bianchini, OG (2nd)


### Football Quarterly

1995 David Bailey, OC (1st)


### The Sports Network

1987 Carlo Bianchini, OG (2nd)  
John Druiett, P (2nd)  
1989 Steve Bates, DL (2nd)  
1990 Eupton Jackson, FS (1st)  
D.R. Carlson, OT (2nd)  
1994 Tyrone Washington, DT (2nd)  
Ed Perry, TE (3rd)  
Dwight Robinson, RS (3rd)  
John Coursey, PK (hm)  
John Kraus, OG (hm)  
Dwight Robinson, CB (hm)  
Brent Secrist, OT (hm)  
1995 David Bailey, OC (1st)  
John Coursey, PK (2nd)  
Ed Perry, TE (3rd)  
1997 Tony Booth, FS (2nd)  
Delvin Joyce, RS (3rd)

1999 Curtis Keaton, TB (2nd)  
Chris Morant, DE (2nd)  
Derick Pack, LB (3rd)  
2000 Chris Morant, DE (2nd)  
Derick Pack, LB (3rd)  
2001 Derrick Lloyd, LB (1st)  
2003 Jerame Southern, DE (3rd)  
2004 Tony LeZotte, FS (3rd)  
Kwynn Walton, LB (3rd)  
2005 Tony LeZotte, FS (1st)  
Matt Magerko, OG (3rd)  
2006 Akeem Jordan, LB (1st)  
Kevin Winston, DE (1st)  
Corey Davis, OT (2nd)  
Tony LeZotte, FS (2nd)  
2007 Tony LeZotte, FS (1st)  
John Baranowsky, DT (hm)  
Justin Barnes, LB (hm)  
Scott Lemn, OC (hm)  
Dave Stannard, PK (hm)  
2008 Scott Lemn, OC (1st)  
Marcus Haywood, FS (2nd)  
Rodney Landers, QB (2nd)  
Scotty McGee, PR (2nd)  
Dorian Brooks, OG (hm)  
Scotty McGee, KR (hm)  
Dave Stannard, PK (hm)  
Arthur Moats, DE (1st)  
2009 Scotty McGee, RS (2nd)  
Dorian Brooks, OG (3rd)  
Sam Daniels, DT (3rd)  
2012 Earl Watford, OG (1st)  
Stephon Robertson, LB (2nd)  
2013 Stephon Robertson, LB (1st)



1980 most valuable offensive player  
Butch Robinson



1987 co-most valuable offensive player  
Eric Green



1998 defensive most valuable player  
Mike Masella



1986 defensive most valuable player Dean McCullough



# JMU HONORS

## Walter Camp Foundation

- 1990 Eupton Jackson, FS (1st)
- 1995 Ed Perry, TE (1st)
- 1996 Ed Perry, TE (1st)
- 1998 Tony Booth, FS (1st)
- 2000 Chris Morant, DE (1st)
- 2001 Derrick Lloyd, LB (1st)
- 2005 Tony LeZotte, FS (1st)
- Matt Magerko, OG (1st)
- 2006 Akeem Jordan, LB (1st)
- Corey Davis, OT (1st)
- 2007 Tony LeZotte, FS (1st)
- 2008 Marcus Haywood, FS (1st)
- Scott Lemn, OC (1st)
- 2009 Arthur Moats, DE (1st)
- 2012 Earl Watford, OG (1st)
- Stephon Robertson, LB (1st)
- 2013 Stephon Robertson, LB (1st)

## ESPN/Sportsticker

- 1997 Tony Booth, FS (2nd)

## I-AA.Org

- 2004 Tony LeZotte, FS (1st)
- 2005 Matt Magerko, OG (3rd)

## College Sporting News

- 2006 Akeem Jordan, LB (Def. Player of Year)
- Kevin Winston, DE
- 2007 Tony LeZotte, FS
- John Baranowsky, DT
- 2008 Rodney Landers, QB
- Scott Lemn, OC
- Scotty McGee, RS
- Sam Daniels, DT (hm)
- 2009 Arthur Moats, DE
- Dorian Brooks, OG
- Scotty McGee, KR

## CollegeSportsReport.Com

- 2004 Tony LeZotte, FS (Freshman of Year)
- 2005 Matt Magerko, OG (1st)
- Tony LeZotte, FS (2nd)
- Clint Kent, CB (3rd)

## Sports Xchange

- 2005 Matt Magerko, OG (1st)

## Division I FCS ADA

- 2013 Stephon Robertson, LB



2001 Buck Buchanan Award winner Derrick Lloyd



Woody Bergeria (74), 1977 defensive MVP

## College Division

### Associated Press

- 1974 Bernard Slayton, TB (hm)
- 1975 Woody Bergeria, DL (hm)
- Dewey Windham, LB (hm)
- 1976 Bob Logan, DB (hm)
- 1977 Woody Bergeria, DL (hm)
- 1978 Rick Booth, OG (2nd)
- Ray Moore, DL (hm)


### Kodak and American Football Coaches Association

- 1977 Woody Bergeria, DL (1st)
- 1978 Rick Booth, OG (1st)

## All-State

### Roanoke Times & World News

- 1980 Scott Norwood, PK (1st)
- John Kubesh, DL (2nd)
- 1981 Greg Caldwell, P (1st)
- Nick Paulett, OG (1st)
- Bruce Morton, DB (2nd)
- Scott Norwood, PK (2nd)
- 1982 Gary Clark, WR (1st, Off. Player of the Year)
- John Blackwell, OG (1st)
- Charles Haley, DE (1st)
- Jon Carver, DT (2nd)
- Jon Roddy, QB (2nd)
- Mickey Stinnett, PK (2nd)
- Mike Thurman, DB (2nd)
- 1983 John Blackwell, OG (1st)
- Gary Clark, WR (1st)
- Charles Haley, LB (2nd)
- Mike Setser, DT (2nd)



Tony Graddy, 1987 offensive co-MVP



Zach Annon, 2001 Kraus Award winner

- Mickey Stinnett, P, Pk (2nd)
- 1984 Charles Haley, LB (1st)
- Warren Marshall, RB (1st)
- Mickey Stinnett, PK (1st), P (hm)
- Greg Dyer, DT (2nd)
- Marshall Barnes, DB (2nd)
- Mike Setser, DT (hm)
- Greg Smith, OC (hm)
- 1985 Charles Haley, LB (1st, Def. Player of the Year)
- Marshall Barnes, DB (2nd)
- Doug West, NG (2nd)
- Marcus Adkins, DB (hm)
- Kenny Dalton, OG (hm)
- Steve Hamm, OC (hm)
- Warren Marshall, RB (hm)
- 1986 Warren Marshall, RB (1st)
- Carlo Bianchini, OG (1st)
- Shawn Woodson, LB (1st)
- Marshall Barnes, DB (2nd)
- Greg Colvin, NG (2nd)
- John Druiett, P (2nd)
- Dean McCullough, LB (2nd)
- Marcus Adkins, DB (hm)
- Eric Green, QB (hm)
- Neal Wilkinson, TE (hm)
- 1987 Carlo Bianchini, OG (1st)
- John Druiett, P (1st)
- Jim Eckenrode, DT (1st)
- Marty Fitzgerald, LB (1st)
- Rob Howard, OC (1st)
- Tony Graddy, HB (1st)
- Roy Delph, OT (hm)



Richard Hicks, 2002 MVP


- Tim Garritty, PK (hm)
- Chris Jacobs, SS (hm)
- Greg Medley, FB (hm)
- Neal Wilkinson, TE (hm)
- Shawn Woodson, LB (hm)
- 1988 Chris Schellhammer, OG (1st)
- Shawn Woodson, LB (1st)
- Greg Medley, RB (1st)
- Keith Thornton, WR (hm)
- Steve Bates, DT (hm)
- Greg Colvin, DT (hm)
- Eupton Jackson, FS (hm)
- Dan Kobosko, LB (hm)
- Scott Todd, P (hm)
- 1989 Steve Bates, DL (1st)
- Richie Breesee, OG (1st)
- Rob Howard, OC (1st)
- Scott Todd, P (1st)
- D.R. Carlson, OT (2nd)
- Paul Fornadel, NG (2nd)
- Sonny Smith, LB (2nd)
- 1990 Eupton Jackson, FS (1st, Def. Player of the Year)
- D.R. Carlson, OT (1st)
- Eupton Jackson, FS (1st)
- Scott Todd, P (1st)
- Eric Baylor, OG (2nd)
- Shannon Vissman, LB (2nd)
- 1991 Richard Greivous, SS (1st)
- Kenny Sims, TB (1st)
- Chris Thurman, OG (1st)
- Clive Pettis, NG (2nd)
- Shannon Vissman, LB (2nd)
- Eriq Williams, QB (2nd)




Greg Medley, 1987 offensive MVP




# JMU HONORS



**D.R. Carlson**



**John Kubesh**



**David Lee**



**Derrick Lloyd**



**Shannon Vissman**

- 1992 Scott Frazier, P (1st)  
David McLeod, WR (1st)  
Chris Parrott, FS (1st)  
Kenny Sims, TB (1st)  
Derek Spangler, OT (1st)  
Jim Chroniger, LB (2nd)  
Brian Kagle, OG (2nd)  
Don Phelps, CB (2nd)  
Dwight Robinson, RS (2nd)  
Eriq Williams, QB (2nd)
- 1993 Dion Foxx, DE (1st)  
David McLeod, WR (1st)  
John Kraus, OG (2nd)  
Malik Moody, DT (2nd)  
Dwight Robinson, CB (2nd)  
Trey Weis, PK (2nd)
- 1994 Mike Cawley, QB (1st)  
Kelvin Jeter, TB (1st)  
Ed Perry, TE (1st)  
Dwight Robinson, RS (1st)  
Macey Brooks, WR (2nd)  
David Bailey, OC (2nd)  
Brent Secrist, OT (2nd)  
Tyrone Washington, DT (2nd)  
Dwight Robinson, CB (2nd)
- 1995 Jay Jones, WR (1st)  
Ed Perry, TE (1st)  
Quincy Waller, CB (1st)  
David Bailey, OC (2nd)  
Mike Cawley, QB (2nd)  
John Coursey, PK (2nd)  
Brent Secrist, OG (2nd)
- 1996 Macey Brooks, WR (1st)  
Ed Perry, TE (1st)  
Nelson Garner, P (2nd)  
Jay Jones, WR (2nd)  
David Lee, SS (2nd)  
Tony Booth, FS (1st)  
Nelson Garner, P (2nd)  
Delvin Joyce, RS (2nd)  
Earnest Payton, WR (2nd)
- 1997 Tony Booth, FS (1st)  
Delvin Joyce, RS (1st)  
Curtis Keaton, TB (2nd)  
Earnest Payton, WR (2nd)
- 1999 Ron Atkins, FS (1st)  
Curtis Keaton, TB (1st)  
Chris Morant, DE (1st)  
Derick Pack, LB (1st)  
Dee Shropshire, OG (1st)  
Delvin Joyce, RS (2nd)  
Mike Luckie, LB (2nd)
- 2000 Ron Atkins, SS (1st)  
Jason Inskeep, OC (1st)  
Chris Morant, DE (1st)  
Derick Pack, LB (1st)  
Mark Coates, CB (2nd)  
Derrick Lloyd, LB (1st)  
Derick Pack, LB (2nd)
- 2001 Jerame Southern, DE (1st)  
Richard Hicks, DE (2nd)  
Justin Ruffin, FS (2nd)
- 2002 Jerame Southern, DE (1st)  
Dennard Melton, LB (1st)  
Nick Englehart, P (2nd)  
Alan Harrison, WR (2nd)  
Rodney McCarter, FS (2nd)
- 2004 Tony LeZotte, FS (1st, Def. Player of Year)  
Matt Magerko, OG (1st)  
Kwynn Walton, LB (1st)  
Frank Cobbs, DT (2nd)  
Trey Townsend, LB (2nd)  
Rodney McCarter, WS (2nd)  
Cortez Thompson, CB (2nd)
- 2005 Alvin Banks, TB (1st)  
Tony LeZotte, FS (1st)  
Matt Magerko, OG (1st)  
Corey Davis, OT (2nd)  
Kevin Winston, DE (2nd)

- Clint Kent, CB (2nd)
- 2006 Corey Davis, OT (1st)  
Akeem Jordan, LB (1st)  
Tony LeZotte, FS (1st)  
Justin Rascati, QB (1st)  
Kevin Winston, DE (1st)  
L.C. Baker, WR (2nd)  
Isaiah Dottin-Carter, LB (2nd)  
Eugene Holloman, TB (2nd)  
Phil Minafield, WS (2nd)  
Mike Parham, OG (2nd)  
Chuck Suppon, DT (2nd)
- 2007 Terrence Apted, OT (1st)  
Rodney Landers, QB (1st)  
Tony LeZotte, FS (1st)  
John Baranowsky, DT (2nd)  
Scott Lemn, OC (2nd)  
Evan McCollough, CB (2nd)
- 2008 Rodney Landers, QB (1st, Off. Player of Year)  
Terrence Apted, OT (1st)  
Scott Lemn, OC (1st)  
Scotty McGee, RS (1st)  
Hassan Abdul-Wahid, DE (2nd)  
Evan McCollough, CB (2nd)  
Theo Sherman, OT (2nd)
- 2009 Arthur Moats, DE (1st)  
Theo Sherman, OT (1st)  
Dorian Brooks, OG (2nd)  
Mike Caussin, TE (2nd)  
Scotty McGee, CB (2nd)
- 2010 Roane Babington, OC (1st)  
Ronnell Brown, DL (1st)  
Theo Sherman, OT (2nd)  
Stephon Robertson, LB (2nd)
- 2011 D.J. Bryant, DL (1st)  
Stephon Robertson, LB (1st)  
Dae'Quan Scott, RB (2nd)  
Earl Watford, OG (2nd)  
Dean Marlowe, DB (2nd)
- 2012 Dean Marlowe, S (1st)  
Stephon Robertson, LB (1st)  
Earl Watford, OL (1st)  
Dae'Quan Scott, RB (2nd)  
Brian Barlow, TE (2nd)  
Tyler Snow, DL (2nd)
- 2013 Stephon Robertson, LB (1st, Def. Player of the Year)  
Dae'Quan Scott, RB (1st)  
Jordan Stanton, DL (1st)  
Josh Wells, OT (2nd)

## Virginia Association of Sports Information Directors

- 1983 John Blackwell, OG (1st)  
Gary Clark, WR (1st)  
Charles Haley, LB (1st)  
Mike Setser, DT (1st)  
Mickey Stinnett, P; tie for PK (1st)
- 1984 Mickey Stinnett, tie for PK (1st)
- 1986 Warren Marshall, FB (1st)  
Carlo Bianchini, OG (1st)  
Marshall Barnes, DB (1st)  
Greg Colvin, NG (1st)  
Dean McCullough, LB (1st)
- 1987 Carlo Bianchini, OG (1st)  
John Druiett, P (1st)  
Jim Eckenrode, DT (1st)  
Marty Fitzgerald, LB (1st)  
Roy Delph, OT (1st)  
Greg Medley, FB (1st)  
Shawn Woodson, LB (1st)
- 1988 Eupton Jackson, FS (1st)  
Greg Medley, FB (1st)  
Shawn Woodson, LB (1st)
- 1989 Steve Bates, DL (1st)  
Richie Breesee, OG (1st)  
D.R. Carlson, OT (1st)  
Rob Howard, OC (1st)  
Eupton Jackson, FS (1st)



**2004 defensive MVP Trey Townsend**

- Darryl Thompson, LB (1st)  
Scott Todd, P (1st)
- 1990 Eric Baylor, OG (1st)  
D.R. Carlson, OT (1st)  
Eupton Jackson, FS (1st)  
Shannon Vissman, LB (1st)
- 1991 Richard Bryant, LB (1st)  
David McLeod, WR (1st)  
Doug Murphy, OC (1st)  
Clive Pettis, NG (1st)  
Kenny Sims, TB (1st)  
Chris Thurman, OG (1st)  
Shannon Vissman, LB (1st)
- 1992 Scott Frazier, P (1st)  
Brian Kagle, OG (1st)  
David McLeod, WR (1st)  
Chris Parrott, FS (1st)  
Kenny Sims, TB (1st)  
Derek Spangler, OT (1st)
- 1993 Dion Foxx, DE (1st)  
David McLeod, WR (1st)  
Dwight Robinson, CB (1st)  
Dwight Robinson, RS (1st)  
Trey Weis, PK (1st)
- 1994 Mike Cawley, QB (1st) (player of the year)  
Ed Perry, TE (1st)  
Dwight Robinson, CB (1st)  
Dwight Robinson, RS (1st)  
Brent Secrist, OT (1st)  
Tyrone Washington, DT (1st)
- 1995 Mike Cawley, QB (1st, tie)  
John Coursey, PK (1st)  
Jay Jones, WR (1st)  
Ed Perry, TE (1st)
- 1996 Macey Brooks, WR (1st)  
Bryan Jackson, OT (1st)  
Jay Jones, RS (1st)  
Ed Perry, TE (1st)
- 1997 Tony Booth, FS (1st)  
Delvin Joyce, RS (1st)
- 1998 Tony Booth, FS (1st)  
Delvin Joyce, RS (1st)  
Earnest Payton, WR (1st)
- 1999 Ron Atkins, FS (1st)  
Curtis Keaton, TB (1st)  
Mike Luckie, LB (1st)  
Chris Morant, DE (1st)  
Derick Pack, LB (1st)
- 2000 Ron Atkins, SS (1st)  
Jason Inskeep, OC (1st)  
Chris Morant, DE (1st)  
Derick Pack, LB (1st)
- 2001 Derick Pack, LB (1st)
- 2002 Jerame Southern, DE (1st)  
Nick Englehart, P (1st)  
Justin Ruffin, FS (2nd)
- 2003 Jerame Southern, DE (1st)  
Dennard Melton, LB (1st)  
Nick Englehart, P (2nd)  
Alan Harrison, WR (2nd)  
Rodney McCarter, FS (2nd)
- 2004 Tony LeZotte, FS (1st)  
Matt Magerko, OG (1st)  
Kwynn Walton, LB (1st)  
Frank Cobbs, DT (2nd)  
Trey Townsend, LB (2nd)  
Rodney McCarter, WS (2nd)  
Cortez Thompson, CB (2nd)
- 2005 Alvin Banks, TB (1st)  
Tony LeZotte, FS (1st)  
Matt Magerko, OG (1st)  
Corey Davis, OT (2nd)  
Kevin Winston, DE (2nd)
- 2006 Jerame Southern, DE (1st)  
Nick Englehart, P (1st)  
Jerame Southern, DE (1st)  
Rodney McCarter, FS (1st)  
Dennard Melton, LB (1st)
- 2004 Tony LeZotte, FS (1st)  
Matt Magerko, OG (1st)  
Kevin Winston, DE (1st)  
L.C. Baker, RS (2nd)  
Corey Davis, OT (2nd)  
Casime Harris, TE (2nd)
- 2005 Alvin Banks, TB (1st)  
Clint Kent, CB (1st)  
Tony LeZotte, FS (1st)  
Matt Magerko, OG (1st)  
Kevin Winston, DE (1st)  
L.C. Baker, RS (2nd)
- 2006 L.C. Baker, WR (1st)  
Corey Davis, OT (1st)  
Akeem Jordan, LB (1st, def. player of year)  
Tony LeZotte, FS (1st)  
Mike Parham, OG (1st)  
Justin Rascati, QB (1st)  
Kevin Winston, DE (1st)  
Isaiah Dottin-Carter, LB (2nd)  
Vernon Eason, OG (2nd)  
Eugene Holloman, TB (2nd)  
Phil Minafield, WS (2nd)  
Jason Pritchard, P (2nd)
- 2007 Rodney Landers, QB (1st)  
Scott Lemn, OC (1st)  
Tony LeZotte, FS (1st)  
Terrence Apted, OT (2nd)  
John Baranowsky, DT (2nd)  
Marcus Haywood, SS (2nd)
- 2008 Rodney Landers, QB (1st, Off. Player of Year)  
Terrence Apted, OT (1st)  
Marcus Haywood, FS (1st)  
Scott Lemn, OC (1st)  
Scotty McGee, RS (1st)  
Dorian Brooks, OG (2nd)  
Hassan Abdul-Wahid, DE (2nd)  
Eugene Holloman, TB (2nd)  
Evan McCollough, CB (2nd)  
Arthur Moats, DE (2nd)  
Theo Sherman, OT (2nd)
- 2009 Arthur Moats, DE (1st, Def. Player of the Year)  
Dorian Brooks, OG (1st)  
Scotty McGee, RS (1st)  
Mike Caussin, TE (2nd)  
Sam Daniels, DT (2nd)  
Scotty McGee, CB (2nd)  
Theo Sherman, OT (2nd)



# JMU HONORS

- 2010 Vidal Nelson, LB (1st)  
Roane Babington, OL (2nd)  
Ronnell Brown, DL (2nd)  
Stephon Robertson, LB (2nd)  
Jakarie Jackson, S (2nd)  
Dae'Quan Scott, RS (2nd)
- 2011 D.J. Bryant, DE (1st)  
Stephon Robertson, LB (1st)  
Earl Watford, OL (1st)  
Roane Babington, OL (2nd)  
Brian Barlow, TE (2nd)  
Dean Marlowe, S (2nd)  
Dae'Quan Scott, RB (2nd)
- 2012 Stephon Robertson, LB (1st)  
Earl Watford, OL (1st)  
Dae'Quan Scott, RB (2nd)  
Brian Barlow, TE (2nd)  
Tyler Snow, DT (2nd)  
Dean Marlowe, FS (2nd)  
Ryan Smith, RS (2nd)
- 2013 Stephon Robertson, LB (1st., Def. Player of the Year)  
Dae'Quan Scott, RB (1st)  
Jordan Stanton, DT (1st)  
Josh Wells, OL (2nd)  
Dean Marlowe, S (2nd)

## All-Conference

### ECAC Division I-AA/FCS

- 1980 Mark Magaw, OC (1st)  
Scott Norwood, PK (1st)
- 1982 Gary Clark, WR (hm)  
Jon Craver, DT (hm)
- 1983 Mickey Stinnett, P (2nd)
- 1984 Charles Haley, LB (hm)  
Mickey Stinnett, PK (hm)
- 1985 Charles Haley, LB (1st)
- 1986 Marshall Barnes, FB (2nd)  
John Druiett, P (2nd)  
Warren Marshall, RB (2nd)
- 1987 John Druiett, P (1st)  
Carlo Bianchini, OG (2nd)  
Jim Eckenrode, DT (2nd)
- 1988 Steve Bates, DT (2nd)
- 1989 Scott Todd, P (2nd, tie)
- 1990 D.R. Carlson, OT (2nd)  
Eupton Jackson, FS (2nd)
- 1991 Shannon Vissman, LB (2nd)
- 1992 Chris Parrott, FS (1st)  
Brian Kagle, OG (2nd)  
Kenny Sims, TB (2nd)
- 1993 Dion Foxx, DE (1st)  
Dwight Robinson, RS (1st)  
Trey Weis, PK (2nd)
- 1994 Tyrone Washington, DT (1st)  
John Coursey, PK (2nd)  
Dwight Robinson, CB (2nd)  
Dwight Robinson, RS (2nd)
- 1995 John Coursey, PK (2nd)
- 1996 John Coursey, PK (1st)  
Ed Perry, TE (1st)  
Jay Jones, WR (2nd)
- 1997 Tony Booth, FS (1st)  
Delvin Joyce, RS (1st)  
Carter Robertson, OT (2nd)
- 1998 Tony Booth, FS (1st)  
Delvin Joyce, RS (1st)  
Chris Wright, P (2nd)
- 1999 Curtis Keaton, TB 1st, co-off. player of year)  
Ron Atkins, FS (1st)  
Derick Pack, LB (1st)  
Delvin Joyce, RS (2nd)  
Chris Morant, DE (2nd)  
Mike Luckie, LB (2nd)
- 2000 Chris Morant, DE (1st)  
Derick Pack, LB (1st)  
Ron Atkins, SS (2nd)  
Jason Inskeep, OC (2nd)
- 2001 Derrick Lloyd, LB (1st)

- 2003 Nick Englehart, P (1st)  
Jerame Southern, DE (1st)
- 2004 Tony LeZotte, FS (1st)  
Matt Magerko, OG (1st)  
Kwynn Walton, LB (1st)
- 2005 Tony LeZotte, FS (1st)  
Matt Magerko, OG (1st)  
Kevin Winston, DE (1st)  
L.C. Baker, RS (HM)  
Clint Kent, CB (HM)
- 2006 L.C. Baker, RS (1st)  
Akeem Jordan, LB (1st)  
Tony LeZotte, FS (1st)  
Kevin Winston, DE (1st)  
Corey Davis, OT (1st)
- 2007 Tony LeZotte, FS (1st)  
John Baranowsky, DT (1st)  
Rodney Landers, QB (1st, Off. Player of Year)  
Marcus Haywood, FS (1st)  
Scott Lemn, OC (1st)  
Scotty McGee, RS (1st)
- 2009 Arthur Moats, DE (1st)
- 2010 Ronnell Brown, DT (1st)

### ECAC Division III

- 1978 Rick Booth, OG (1st)  
Ray Moore, DE (1st)

### Northeast Region (Football Weekly)

- 2005 Tony LeZotte, FS (1st)  
Matt Magerko, OG (1st)  
Clint Kent, CB (2nd)  
Kevin Winston, DE (2nd)  
Akeem Jordan, LB (3rd)
- 2006 L.C. Baker, PR (1st)  
Akeem Jordan, LB (1st)  
Tony LeZotte, FS (1st)  
Kevin Winston, DE (1st)  
Corey Davis, OT (2nd)  
Chuck Suppon, DT (2nd)  
Isaiah Dottin-Carter, LB (2nd)  
L.C. Baker, WR (HM)  
Eugene Holloman, TB (HM)  
Justin Rascati, QB (HM)

### Virginia College Athletic Association (VCAA)

- 1974 Les Branch, QB (1st)  
Bernard Slayton, TB (1st)  
Brent Good, DB (2nd)  
Brian Grainer, OC (2nd)  
Dewey Windham, LB (2nd)  
Mike Atalla, DB (hm)  
Woody Bergeria, DL (hm)  
Dale Eaton, DE (hm)  
Tim Phillips, OT (hm)  
Ron Stith, TB (hm)
- 1975 Jeff Adams, OG (1st)  
Woody Bergeria, DL (1st)  
Ron Stith, TB (1st)  
Dewey Windham, LB (1st)  
Dale Eaton, DE (2nd)  
Brent Good, DB (2nd)  
Brian Grainer, OC (2nd)  
Tim Phillips, OT (2nd)  
Bernard Slayton, TB (2nd)  
Les Branich, QB (hm)  
Pat Cavanaugh, LB (hm)  
Rich Jackson, DE (hm)

### Yankee Conference

- 1993 David McLeod, WR (1st)  
Dwight Robinson, RS (1st)  
Dion Foxx, DE (2nd)  
Malik Moody, DT (2nd)  
Dwight Robinson, CB (3rd)  
Trey Weis, PK (3rd)
- 1994 John Coursey, PK (1st)  
Ed Perry, TE (1st)

- Dwight Robinson, RS (1st)  
Dwight Robinson, CB (2nd)  
Tyrone Washington, DT (2nd)  
David Bailey, OC (3rd)  
Macey Brooks, WR (3rd)  
Mike Cawley, QB (3rd)  
Marcus Cuttino, DT (3rd)  
Clint Dunn, LB (3rd)  
Kelvin Jeter, TB (3rd)  
Brent Secrist, OT (3rd)  
Julius Williams, DE (3rd)
- 1995 John Coursey, PK (1st)  
Ed Perry, TE (1st)  
Mike Cawley, QB (2nd)  
Jay Jones, WR (2nd)  
Brent Secrist, OG (2nd)  
Quincy Waller, CB (2nd)  
David Bailey, OC (3rd)  
Alonzo Bowler, LB (3rd)  
Nelson Garner, P (3rd)  
Lamont Gooding, DT (3rd)  
Mike Howard, DT (3rd)
- 1996 Macey Brooks, WR (1st)  
Jay Jones, RS (1st)  
Ed Perry, TE (1st)  
John Coursey, PK (2nd)  
Nelson Garner, P (2nd)  
David Lee, SS (2nd)  
Jay Jones, WR (3rd)  
John Stein, FS (3rd)

### Atlantic 10 Conference

- 1997 Tony Booth, FS (1st)  
Delvin Joyce, RS (1st)  
Nelson Garner, P (2nd)  
Nelson Garner, PK (3rd)
- 1998 Tony Booth, FS (1st)  
Curtis Keaton, TB (2nd)  
Chris Wright, P (2nd)  
Chris Morant, DE (3rd)
- 1999 Curtis Keaton, TB  
Chris Morant, DE  
Ron Atkins, FS (1st)  
Delvin Joyce, RS (1st)  
Mike Luckie, LB (1st)  
Derick Pack, LB (1st)  
Dee Shropshire, OG (1st)  
Jason Inskeep, OC (2nd)  
Jason Parmer, DE (2nd)  
Ulrick Edmonds, DT (3rd)  
Mike Glover, P (3rd)  
Mike Glover, PK (3rd)
- 2000 Ron Atkins, SS (1st)  
Jason Inskeep, OC (1st)  
Chris Morant, DE (1st)  
Derick Pack, LB (1st)  
Mark Coates, CB (2nd)  
Ulrick Edmonds, DT (2nd)  
Delvin Joyce, RS (2nd)  
Derrick Lloyd, LB (2nd)  
Murray Douglas, OT (3rd)
- 2001 Derrick Lloyd, LB  
Derick Pack, LB (1st)  
Burke George, PK (3rd)  
Richard Hicks, DE (3rd)
- 2002 Mike Connolly, RS (1st)  
Jerame Southern, DE (1st)  
Richard Hicks, DE (2nd)  
Leon Steinfeld, OC (2nd)  
Rondell Bradley, TB (3rd)  
Alan Harrison, WR (3rd)  
Dennard Melton, LB (3rd)  
Justin Ruffin, FS (3rd)
- 2003 Nick Englehart, P (1st)  
Jerame Southern, DE (1st)  
Dennard Melton, LB (1st)  
Rodney McCarter, FS (3rd)
- 2004 Tony LeZotte, FS  
Matt Magerko, OG (1st)  
Kwynn Walton, LB (1st)  
Rodney McCarter, WS (2nd)

- Cortez Thompson, CB (2nd)  
Cortez Thompson, PR (2nd)  
Trey Townsend, LB (2nd)  
Frank Cobbs, DT (3rd)  
David Rabil, PK (3rd)  
Tom Ridley, TE (3rd)
- 2005 Tony LeZotte, FS  
L.C. Baker, RS (1st)  
Clint Kent, CB (1st)  
Matt Magerko, OG (1st)  
Kevin Winston, DE (1st)  
Alvin Banks, TB (2nd)  
Isai Bradshaw, DE (2nd)  
Corey Davis, OT (2nd)  
Akeem Jordan, LB (2nd)  
Maurice Fenner, TB (3rd)  
Casime Harris, TE (3rd)
- 2006 L.C. Baker, PR (1st)  
Corey Davis, OT (1st)  
Isaiah Dottin-Carter, LB (1st)  
Tony Jordan, LB (1st, Def. Player of Year)  
Eugene Holloman, TB (1st)  
Tony LeZotte, FS (1st)  
Kevin Winston, DE (1st)  
L.C. Baker, WR (2nd)  
John Baranowsky, DT (2nd)  
Phil Minafield, WS (2nd)  
Justin Rascati, QB (2nd)  
Chuck Suppon, DT (2nd)  
Ardon Bransford, WR (3rd)  
Mike Parham, OG (3rd)  
Jason Pritchard, P (3rd)  
David Rabil, PK (3rd)

### Colonial Athletic Association

- 2007 John Baranowsky, DT (1st)  
Scott Lemn, OC (1st)  
Tony LeZotte, FS, (1st)  
Justin Barnes, LB (2nd)  
Hassan Abdul-Wahid, DE (2nd)  
Rodney Landers, QB (2nd)  
Evan McCollough, CB (2nd)  
Dave Stannard, PK (2nd)  
Terrence Apted, OT (3rd)  
L.C. Baker, PR (3rd)  
L.C. Baker, WR (3rd)  
Jason Pritchard, P (3rd)
- 2008 Rodney Landers, QB (1st, Off. Player of Year)  
Scotty McGee, CB (Specialist of Year)  
Pat Williams, SS (Def. Rookie of Year)  
Marcus Haywood, FS (1st)  
Scott Lemn, OC (1st)  
Scotty McGee, PR (1st)  
Evan McCollough, CB (1st)  
Hassan Abdul-Wahid, DE (2nd)  
Terrence Apted, OT (2nd)  
Dorian Brooks, OG (2nd)  
Eugene Holloman, TB (2nd)  
Scotty McGee, KR (2nd)  
Sam Daniels, DT (3rd)  
Arthur Moats, DE (3rd)  
Theo Sherman, OT (3rd)  
Griff Yancey, FB/HB (3rd)
- 2009 Arthur Moats, DE (1st, Def. Player of the Year)  
Dorian Brooks, OG (1st)  
Sam Daniels, DT (2nd)  
Scotty McGee, CB (2nd)  
Scotty McGee, KR (2nd)  
Scotty McGee, PR (2nd)  
Ronnell Brown, DT (3rd)  
Ronnell Brown, DT (3rd)  
Mike Caussin, TE (3rd)  
Rockeed McCarter, WR (3rd)  
Theo Sherman, OT (3rd)  
Pat Williams, LB (3rd)
- 2010 Ronnell Brown, DL (1st)  
Jamal Sullivan, RB (2nd)  
Theo Sherman, OL (2nd)  
Roane Babington, OL (2nd)  
Stephon Robertson, LB (3rd, Def Rookie of the Year)



# JMU HONORS



Arthur Moats, 2009 Colonial Athletic Association Defensive Player of the Year and Buck Buchanan Award Winner

- 2011 Dae'Quan Scott, KR (3rd)
- Earl Watford, OL (1st)
- D.J. Bryant, DL (1st)
- Stephon Robertson, LB (1st)
- Dae'Quan Scott, RB & KR (2nd)
- Roane Babington, OL (2nd)
- Brian Barlow, HB/TE (2nd)
- Pat Williams, LB (2nd)
- David Skahn, P (2nd)
- Kerby Long, WR (3rd)
- Lamar Middleton, DL (3rd)
- Dean Marlowe, DB (3rd)
- 2012 Earl Watford, OG (1st)
- Stephon Robertson, LB (1st)
- Dean Marlowe, S (1st)
- Ryan Smith, PR (1st)
- Dae'Quan Scott, RB (2nd)
- Brian Barlow, HB/TE (2nd)
- Cameron Starke, PK (2nd)
- Tyler Snow, DL (3rd)
- Jakarie Jackson, S (3rd)
- David Skahn, P (3rd)
- 2013 Stephon Robertson, LB (1st)
- Dae'Quan Scott, RB (1st)
- Jordan Stanton, DT (1st)
- Dean Marlowe, S (2nd); PR (3rd)
- Tyler Snow, DE (2nd)
- Gage Steele, LB (3rd)

## Player Of The Year

### Atlantic 10

- 1999 Curtis Keaton, TB (off.)
- Chris Morant, DE (def.)
- 2001 Derrick Lloyd, LB (co-def.)
- 2004 Tony LeZotte, FS (co-rookie)
- 2005 Tony LeZotte, FS (def.)
- 2006 Akeem Jordan (def.)

### Colonial Athletic Association

- 2007 Tony LeZotte, FS (def.)
- 2008 Rodney Landers, QB (off.)
- Scotty McGee, CB (specialist)
- Pat Williams, SS (def. rookie)

- 2009 Arthur Moats, DE (def.)
- Justin Thorpe, QB (off.)
- 2010 Stephon Robertson (def. rookie)
- 2012 Stephon Robertson (def.)
- 2013 Stephon Robertson (def.)

### ECAC

- 2008 Rodney Landers, QB (off.)
- 2013 Stephon Robertson, LB (def.)

### Richmond Touchdown Club

- 1975 Ron Stith, TB (college division)
- 1985 Charles Haley, LB (def.)

### Roanoke Times & World News

- 1982 Gary Clark, WR (off.)
- 1985 Charles Haley, LB (def.)
- 1990 Eupton Jackson, FS (def.)
- 2004 Tony LeZotte, FS (def.)
- 2008 Rodney Landers, QB (off.)
- 2013 Stephon Robertson, LB (def.)

### VaSID

- 1994 Mike Cawley, QB
- 2006 Akeem Jordan, LB (def.)
- 2008 Rodney Landers, QB (off.)
- 2009 Arthur Moats, DE (def.)
- 2013 Stephon Robertson, LB (def.)

### Walter Payton Award

- 1999 Curtis Keaton, TB (finalist)
- 2006 Justin Rascati, QB (finalist)
- 2008 Rodney Landers, QB (runner-up)

### Buck Buchanan Award

- 1999 Derick Pack, LB (finalist)
- 2000 Chris Morant, DE (finalist)
- 2001 Derrick Lloyd, LB (winner)
- 2006 Akeem Jordan, LB (runner-up)
- 2007 Tony LeZotte, FS (finalist)
- 2008 Marcus Haywood, FS (finalist)
- 2009 Arthur Moats, DE (winner)
- 2012 Stephon Robertson, LB (finalist)
- 2013 Stephon Robertson, LB (runner-up)

### Bill Dudley Award

- 1991 Eriq Williams, QB (finalist)
- 1994 Mike Cawley, QB (finalist)
- 1999 Curtis Keaton, TB (finalist)
- 2006 Akeem Jordan, LB (finalist)
- 2008 Rodney Landers, QB (winner)
- 2009 Arthur Moats, DE (finalist)
- 2012 Stephon Robertson, LB (finalist)
- 2013 Stephon Robertson, LB (winner)

### Rimington Award (Center)

- 2008 Scott Lemn (winner)

### College Sporting News

- 2006 Akeem Jordan, LB (winner)
- 2009 Arthur Moats, DE (winner)

## Coach of the Year

### Challace McMillin 1972-84

- 1974 VCAA (co-coach)
- 1975 District III (Kodak and American Football Coaches)
- VCAA
- Richmond Touchdown Club
- 1978 Richmond Touchdown Club
- Suffolk Sports Club
- 1982 Richmond Touchdown Club
- Suffolk Sports Club

### Joe Purzycki 1985-90

- 1987 Virginia Sports Information Directors

### Rip Scherer 1991-94

- 1991 Virginia Sports Information Directors
- Richmond Touchdown Club
- 1994 Virginia Sports Information Directors
- Richmond Touchdown Club

### Mickey Matthews 1999-Current

- 1999 The Sports Network (Division I-AA national)
- 1999 Atlantic 10
- 2004 American Football Coaches (Division I-AA national)
- CollegeSportsReport.Com (Division I-AA national)
- Norfolk Sports Club (state)
- Portsmouth Sports Club (state)
- Virginia Sports Information Directors
- Richmond Touchdown Club
- 2006 The Sports Network (FCS national)
- Liberty Mutual (FCS national)
- Colonial Athletic Association

## Academic All-America

### College Sports Information Directors of America

- 1977 Warren Coleman, OT (2nd)
- 1978 Warren Coleman, OT (1st)
- Joe Showker, PK (2nd)
- 1979 Ricky Leonard, DB (2nd)
- 1989 Mark Kiefer, DB (2nd)

## Academic All-District

### College Sports Information Directors of America

- 2005 Matt Magerko, OG (1st)

### AD's Academic All-Star

- 2005 Matt Magerko, OG



Earl Watford was selected as an All-American by four different organizations and was drafted by the NFL's Arizona Cardinals



Matt Magerko, 2006 CoSIDA Academic All-District and AD's Academic All-Star



# JMU TEAM HONORS

## JMU MVPs

Awards named for individuals beginning in 1999

Team – Dean Ehlers

Offensive - Gary Clark

Defensive - Charles Haley

Special Teams – Challace McMillin

1972 Larry Crabill, swingback

1973 Len Fields, swingback

1974 Bernard Slayton, TB

1975 Defense-Dewey Windham, LB

Offense-Ron Stith, TB

1976 Defense-Bob Logan, DB

Offense-Ron Stith, TB

1977 Defense-Woody Bergeria, NG

Offense-John Bowers, QB

Shane Hast, FB

1978 Defense-Dale Caparaso, LB

Ray Moore, DE

Offense-Nick Paulett, OT

1979 Defense-Conrad Green, DB

Offense-Nick Paulett, OT

1980 Defense-John Kubesh, NG

Offense-Butch Robinson, TB

Frankie Walker, QB

1981 Defense-Clyde Hoy, LB

Offense-Nick Paulett, OG

1982 Defense-Jon Craver, DT

Offense-Gary Clark, WR

1983 Defense-Charles Haley, LB

Offense-Gary Clark, WR

1984 Defense-Charles Haley, LB

Offense-Warren Marshall, RB

1985 Defense-Charles Haley, LB

Offense-Warren Marshall, RB

1986 Defense-Dean McCullough, LB

Offense-Warren Marshall, RB

1987 Defense-Marty Fitzgerald, LB

Offense-Eric Green, QB

Tony Graddy, HB

1988 Defense-Shawn Woodson, LB

Offense-Tim Garrity, PK

1989 Defense-Sonny Smith, LB

Offense-Greg Medley, RB

1990 Defense-Eupton Jackson, FS

Offense-D.R. Carlson, OT

1991 Kenny Sims, TB

Eriq Williams, QB

1992 Kenny Sims, TB

1993 David McLeod, WR

1994 Mike Cawley, QB

1995 Mike Cawley, QB

1996 Macey Brooks, WR

Jay Jones, WR

1997 Tony Booth, FS

Offense-Earnest Payton, WR

1998 Tony Booth, FS

Offense-Curtis Keaton, TB

Defense-Mike Masella, SS

1999 Curtis Keaton, TB

Offense-Curtis Keaton, TB

Defense-Chris Morant, DE

Specialist-Delvin Joyce, TB

2000 Delvin Joyce, TB

Offense-Delvin Joyce, TB

Defense-Derick Pack, LB

Specialist-Delvin Joyce, TB

2001 Derrick Lloyd, LB

Offense-Robert Carson, FB

Defense-Derrick Lloyd, LB

Specialist-Rodney McCarter

2002 Richard Hicks, DE

Offense-Rondell Bradley, TB

Alan Harrison, WR

Defense-Jerame Southern, DE

Specialist-Rodney McCarter

2003 Jerame Southern, DE

Offense-Alvin Banks, TB

Defense-Jerame Southern, DE

Specialist -Nick Englehart, P

2004 Raymond Hines, TB  
Offense - Justin Rascati, QB  
Defense - Trey Townsend, LB  
Specialist - Rodney McCarter, WS

2005 Clint Kent, CB  
Offense - Alvin Banks, TB  
Defense - Akeem Jordan, LB; Tony LeZotte, FS  
Specialist - L.C. Baker, WR

2006 Akeem Jordan, LB  
Offense - Eugene Holloman, TB; Justin Rascati, QB  
Defense - Kevin Winston, DE  
Specialist - L.C. Baker, WR

2007 Rodney Landers, QB  
Tony LeZotte, FS  
Offense: Antoine Bolton, TB  
Defense: Justin Barnes, LB  
Specialist: Scotty McGee, CB

2008 Rodney Landers, QB  
Offense: Eugene Holloman, TB  
Defense: Marcus Haywood, FS  
Specialist: Scotty McGee, CB

2009 Arthur Moats, DE  
Offense: Mike Caussin, TE  
Rockeed McCarter, WR  
Defense: Sam Daniels,, DT  
Specialist: Scotty McGee, CB  
Jon Rose, SS

2010 Jamal Sullivan, RB  
Offense: Dae'Quan Scott  
Defense: Pat Williams, LB; Stephon Robertson, LB  
Specialist: Dae'Quan Scott

2011 Dae'Quan Scott, RB  
Offense: Justin Thorpe, QB  
Defense: D.J. Bryant, DE  
Specialist: Cameron Starke, K

2012 Stephon Robertson, LB  
Offense: Dae'Quan Scott, RB  
Defense: Dean Marlowe, S  
Specialist: Chris Beaver, LB; Ryan Smith, RS

2013 Stephon Robertson, LB  
Offense: Dae'Quan Scott, RB  
Defense: Jordan Stanton, DT  
Specialist: Connor Arnone, K

## Bob Yetzer Award (Leadership)

1978 John Bowers, QB

1979 Pat Nalls, DE

1980 Paul Barnes, OT

1981 John Skelly, DG

1982 Chuck May, TB

1983 Dave McKenna, TE

1984 Mike Setzer, DT

1985 Dan Robertson, WR

1986 Marcus Adkins, CB

1987 Carlo Bianchini, OG

1988 Greg Colvin, DT

1989 Darryl Thompson, LB

1990 Eupton Jackson, FS

1991 Clive Pettis, DT

1992 Brian Kagle, OG

1993 Brad Morris, OC

1994 Clint Dunn, LB

1995 Matt Ricciardi, OT

1996 David Lee, SS

1997 Doug Bigelow, LB

1998 Mike Masella, SS

1999 Jason Parmer, DE / Dee Shropshire, OG

2000 Zeb Clark, LB

2001 Andrew Owen, DT / Jason Thompson, WR

2002 Reggie Taylor, SS

2003 Dennard Melton, LB

2004 Matt LeZotte, QB

2005 Justin Rascati, QB

2006 Justin Rascati, QB

2007 John Baranowsky, DT

2008 Rodney Landers, QB

2009 Charlie Newman, TE

2010 Vidal Nelson, S

2011 Pat Williams, LB / .Vidal Nelson, LB  
2012 Brian Barlow, TE  
2013 Tyler Snow, DE

## John Kraus Award (Spirit, Determination)

1995 David Byerly, OT

1996 Chet Mitchell, OG

1997 Corey Clark, OC

1998 Tom Hamilton, WR

1999 DeLane Fitzgerald, FB

2000 Delvin Joyce, TB

2001 Zach Annon, OT

2002 Reggie Taylor, SS

2003 Tim Smith, DE

2004 Trey Townsend, LB

2005 Matt Magerko, OG

2006 Will Patrick, FB

2007 Nick Adams, WS

2008 Hassan Abdul-Wahid, DE

2009 Mike Caussin, TE

2010 Nick Emmons, DL

2011 Vidal Nelson, LB

2012 Ryan Smith, S

2013 Pete Rose, S

## Doug West Award (Scout Team)

1999 Luke Young, DT

2000 Joe Cromwell, WR / Trey Townsend, LB

2002 Tahir Hinds, WR / . Will Patrick, LB

2003 Antoine Bolton, TB / Will Patrick, LB

2004 Rodney Landers, QB / Adam Ford, CB

2005 Scotty McGee, RB / Michael Brown, LB

2006 Matt Goff, WR / . Jonas Rawlins, LB

2007 Kerby Long, WR / Colin Fitz-Maurice, S

2008 Justin Thorpe, QB

2009 Dae'Quan Scott, WR

2010 Josh Hogan, DL

2011 Quintin Hunter, WR / Alex Mosley, DL

2012 Mack Spees, QB / Justin Baker, DL

2013 Matt Frank, OL / Cody Hendrickson DT

## Casey Carter Award (Academics)

2003 Jamaal Crowder, OT

2004 Cortez Thompson, CB

2005 Demetrius Shambley, DT

2006 Isaiah Dottin-Carter, LB / Kevin Winston, DE

2007 Justin Barnes, LB / Marvin Brown, TE

2008 Terrence Apted, OT

2009 Dorian Brooks, OG

2010 Jamal Sullivan, RB

2011 D.J. Bryant, DE

2012 Peter Rose, S

2013 Dae'Quan Scott, RB

## Drs. Irvin Hess/Walter Green (Overcoming Hardship)

2006 Kevin Winston, DE

2007 Terrence Apted, OT

2008 Eugene Holloman, TB

2009 Scotty McGee, CB

2010 Max Alexandre, DL

2011 Nick Emmons, DL

2012 Jamie Veney, LB

2013 Scott Jones, OL

## Lineman Of The Year

2007: Offense: Veron Eason, G  
Defense: John Baranowsky, T

2008 Offense: Scott Lemn, C  
Defense: Arthur Moats, E

2009 Offense: Dorian Brooks, G  
Defense: Sam Daniels, T

2010 Offense: Theo Sherman, T  
Defense: Ronnell Brown, T

2011: Offense: Earl Watford, G  
Defense: D.J. Bryant, E

2012: Offense: Earl Watford, G  
Defense: Tyler Snow, T

2013: Offense: Josh Wells, T

Defense: Tyler Snow, E

## JMU Male Athlete of the Year

1984 Gary Clark, WR

1985 Warren Marshall, RB

1986 Charles Haley, LB

1987 Warren Marshall, RB

1990 Steve Bates, DL

1996 Mike Cawley, QB

1998 Tony Booth, DB

2000 Curtis Keaton, RB

2001 Delvin Joyce, RB

2002 Derrick Lloyd, LB

2005 Matt Magerko, OL

2006 Tony LeZotte, FS (co-winner)

2008 Tony LeZotte, FS

2009 Rodney Landers, QB

2010 Arthur Moats, DE

2014 Stephon Robertson, LB

## JMU Male Scholar-Athlete of the Year

1983 Jon Craver, DL

1990 Mark Kiefer, DB

1992 Shannon Vissman, LB

1996 Carter Robertson, OL

1997 Dirk Phillips, DL

2005 Trey Townsend, LB

2006 Matt Magerko, OG

2009 Dave Stannard, PK

## JMU Athletic Hall of Fame (Football Inductees)

1992 Scott Norwood, PK (1978-81)

1993 Ron Stith, TB (1973-76)

1994 Gary Clark, WR (1980-83)

Challace McMillin, Coach (1972-84)

1995 Les Branich, QB (1972-75)

1996 Charles Haley, LB (1982-85)

1998 Bernard Slayton, TB (1973-76)

2001 Warren Marshall, RB (1982-86)

2004 Woody Bergeria, DL (1973-76)

2007 Eupton Jackson, FS (1987-90)

2010 Clyde Hoy, OL (1978-81)

2011 Mike Cawley, QB (1993-95)

Curtis Keaton, RB (1998-99)

2012 Eriq Williams, QB (1989-92)

2014 Delvin Joyce, RB (1997-2000)



# ALL-TIME LETTERMEN

## A . . . . . A

Abdul-Wahid, Hassan . . . . . 05, 06, 07, 08  
 Abdullah, Khalid . . . . . 13  
 Acker, Corwin . . . . . 08, 09  
 Ackison, Ben . . . . . 94  
 Adams, Jeff . . . . . 72, 73, 74, 75  
 Adams, Nick . . . . . 04, 05, 06, 07  
 Adams, Reid . . . . . 03  
 Adkins, Marcus . . . . . 84, 85, 86  
 Agee, Steve . . . . . 91, 92, 93, 94  
 Ainsley, Brett . . . . . 07, 08, 09  
 Akins, Craig . . . . . 97, 98  
 Akuak, Lue . . . . . 09  
 Alexandre, Max . . . . . 08, 09, 10  
 Allen, Daniel . . . . . 10, 11, 12, 13  
 Allen, John . . . . . 91, 92, 93, 94  
 Allen, Mike . . . . . 08, 09, 10, 11  
 Amorese, Eric . . . . . 95  
 Anderson, Jordan . . . . . 10, 11, 12  
 Anderson, Ryan . . . . . 92, 93  
 Angle, Harry . . . . . 76, 77, 78  
 Annon, Zach . . . . . 98, 99, 00, 01  
 Apted, Terrence . . . . . 06, 07, 08  
 Archer, Anthony . . . . . 89, 90, 91  
 Armstead, Cliff . . . . . 91  
 Arnold, DeVenchi . . . . . 92, 93, 94, 95  
 Arnone, Bryon . . . . . 79, 80, 81, 82  
 Arnone, Connor . . . . . 12, 13  
 Arrington, Mike . . . . . 81, 82, 83  
 Aspinall, Kevin . . . . . 96  
 Atalla, Mike . . . . . 73, 74, 75, 76  
 Athens, Arthur . . . . . 03  
 Atkins, Ron . . . . . 99, 00  
 Ausberry, Edgar . . . . . 72  
 Ausberry, Marshall . . . . . 76, 77

## B . . . . . B

Babington, Roane . . . . . 08, 09, 10, 11  
 Bache, Ryan . . . . . 01, 02, 03  
 Bacon, Wayne . . . . . 96, 97, 98  
 Bacote, Marc . . . . . 97, 98, 99, 00  
 Bailey, Andy . . . . . 95, 96, 97  
 Bailey, David . . . . . 92, 93, 94, 95  
 Bailey, Jason . . . . . 97  
 Baird, Josh . . . . . 07, 08  
 Baird, Mark . . . . . 74, 75, 76, 77  
 Baker, Justin . . . . . 13  
 Baker, L.C. . . . . 04, 05, 06, 07  
 Ball, Derrick . . . . . 95, 96, 97, 98  
 Bane, Woody . . . . . 74  
 Bangura, Abdul . . . . . 13  
 Bangura, Dauda . . . . . 02  
 Bankins, Charles . . . . . 92  
 Banks, Alvin . . . . . 03, 04, 05, 06  
 Baranowsky, John . . . . . 06, 07  
 Barillo, John . . . . . 13  
 Barker, Larry . . . . . 77, 78, 79  
 Barlow, Brian . . . . . 09, 10, 11, 12  
 Barnes, Justin . . . . . 05, 06, 07  
 Barnes, Marshall . . . . . 82, 84, 85, 86  
 Barnes, Paul . . . . . 78, 79, 80  
 Barnett, Percy . . . . . 83  
 Bates, Hilearthan . . . . . 80  
 Bates, Steve . . . . . 86, 87, 88, 89  
 Battle, Mike . . . . . 77, 78, 79, 80  
 Bauer, John . . . . . 93, 94, 96  
 Baumgardner, Andrew . . . . . 12  
 Baumgardner, Eric . . . . . 89, 90  
 Baxter, Scott . . . . . 82, 83, 84, 85  
 Baylor, Eric . . . . . 87, 88, 89, 90  
 Beach, Brandon . . . . . 01, 02, 04  
 Beaver, Chris . . . . . 09, 10, 11, 12  
 Becker, Don . . . . . 72, 73  
 Beer, Chris . . . . . 77  
 Belmear, Andrew . . . . . 01  
 Benefiel, Bill . . . . . 73  
 Bergeria, Woody . . . . . 74, 75, 76, 77  
 Berry, Charles . . . . . 99, 00  
 Berry, Reggie . . . . . 06

Bersch, Winston . . . . . 73, 74, 75  
 Bianchini, Carlo . . . . . 85, 86, 87  
 Bigelow, Doug . . . . . 94, 95, 96, 97  
 Binns, Pervis . . . . . 01, 02, 03  
 Birdsong, Michael . . . . . 12, 13  
 Blackwell, George . . . . . 73, 74  
 Blackwell, John . . . . . 80, 81, 82, 83  
 Bland, Larry . . . . . 81, 82, 83  
 Blandford, Craig . . . . . 85, 86  
 Bolton, Antoine . . . . . 04, 05, 06, 07  
 Bonham, Andy . . . . . 97, 98, 99, 00  
 Booth, Rick . . . . . 76, 77, 78  
 Booth, Tony . . . . . 95, 96, 97, 98  
 Borders, Ron . . . . . 75, 76, 77, 78  
 Borosky, John . . . . . 98, 99  
 Bosley, Trent . . . . . 02, 03  
 Bowers, John . . . . . 76, 77, 78  
 Bowler, Alonzo . . . . . 92, 93, 94, 95  
 Bowles, Tom . . . . . 79, 81, 82, 83  
 Boxley, D.D. . . . . 03, 04, 05, 06  
 Boyle, Jude . . . . . 95  
 Bradley, Rondell . . . . . 01, 02, 03, 04  
 Bradshaw, Isai . . . . . 02, 03, 04, 05  
 Branch, Coby . . . . . 13  
 Brandon, D.J. . . . . 05, 06, 07, 08  
 Branch, Leslie . . . . . 72, 73, 74, 75  
 Bransford, Ardon . . . . . 03, 04, 05, 06  
 Braswell, Anderson . . . . . 04, 05  
 Breedlove, Lamont . . . . . 84, 85, 86, 87  
 Brenneman, Lynn . . . . . 75  
 Brentlinger, Jon . . . . . 73, 74, 75, 76  
 Bresee, Richie . . . . . 86, 87, 88, 89  
 Briggs, Sherrod . . . . . 97, 98, 99, 00  
 Brightwell, Bill . . . . . 81, 82, 83, 84  
 Brockenborough, Nelson . . . . . 91  
 Brodie, Hykeem . . . . . 12  
 Brooks, David . . . . . 84, 85, 86  
 Brooks, Dorian . . . . . 06, 07, 08, 09  
 Brooks, Macey . . . . . 93, 94, 95, 96  
 Brooks, Marzae . . . . . 12, 13  
 Brown, Al . . . . . 85, 86  
 Brown, Daniel . . . . . 11, 12, 13  
 Brown, Donnell . . . . . 07, 08, 09, 10  
 Brown, Doug . . . . . 80  
 Brown, Elvin . . . . . 91, 92  
 Brown, Jay . . . . . 97  
 Brown, Jerald . . . . . 07, 08, 09  
 Brown, Keith . . . . . 85, 86, 87  
 Brown, Lawrence . . . . . 84  
 Brown, Marvin . . . . . 04, 05, 06, 07  
 Brown, Matt . . . . . 95, 96  
 Brown, Michael . . . . . 04  
 Brown, Ray . . . . . 06, 07  
 Brown, Ronnell . . . . . 07, 08, 09, 10  
 Brown, Ryan . . . . . 03  
 Bryant, D.J. . . . . 08, 09, 10, 11  
 Bryant, Eric . . . . . 90, 92  
 Bryant, Richard . . . . . 88, 89, 90, 91  
 Bryant, Shawn . . . . . 02, 03  
 Buchholz, Eric . . . . . 12, 13  
 Bulman, Artie . . . . . 88, 89, 90, 91  
 Burket, Adam . . . . . 82, 83, 84, 85  
 Burkhardt, Rick . . . . . 75, 76, 77, 78  
 Burns, George . . . . . 01, 02, 03, 04  
 Butler, Aaron . . . . . 08  
 Byerly, David . . . . . 94, 95, 96  
 Byers, Chad . . . . . 09, 10, 11, 12  
 Byrd, Akiba . . . . . 93, 94, 96  
 Byrne, Kevin . . . . . 12  
 Byrom, Eric . . . . . 94, 95, 96, 97

## C . . . . . C

Caggiano, P.J. . . . . 90, 91, 92  
 Caldwell, Greg . . . . . 79, 80, 81  
 Caldwell, Jim . . . . . 77, 78, 79  
 Calleo, David . . . . . 84, 85  
 Campbell, Mike . . . . . 87, 88, 89, 90  
 Canestrari, Aldo . . . . . 93  
 Caparaso, Dale . . . . . 76, 78, 79  
 Capehart, Chris . . . . . 97

Cappalli, Bob . . . . . 77, 78, 79  
 Carey, Pat . . . . . 89, 90, 91, 92  
 Carico, Joe . . . . . 74, 75  
 Carson, D.R. . . . . 87, 88, 89, 90  
 Carlson, Robert . . . . . 74  
 Carper, Timm . . . . . 96, 97, 98, 99  
 Carson, Andy . . . . . 97  
 Carson, Robert . . . . . 98, 99, 00, 01  
 Carter, Marcus . . . . . 89, 90, 92  
 Cary, Mike . . . . . 77  
 Cassada, Lewis . . . . . 94  
 Caussin, Mike . . . . . 06, 07, 08, 09  
 Cavanaugh, Adrian . . . . . 09, 10, 11, 12  
 Cavanaugh, Pat . . . . . 75  
 Cawley, Mike . . . . . 93, 94, 95  
 Chapman, David . . . . . 73, 74  
 Charity, Marcus . . . . . 06, 07, 08, 09  
 Chase, Jay . . . . . 74  
 Cheatham, Deane . . . . . 13  
 Christian, Bob . . . . . 85, 86, 87  
 Christian, Delmar . . . . . 95, 96  
 Chroniger, Jim . . . . . 89, 90, 91, 92  
 Clark, Cory . . . . . 97, 98, 99  
 Clark, Gary . . . . . 80, 81, 82, 83  
 Clark, Zack . . . . . 78, 79, 80  
 Clark, Zeb . . . . . 97, 98, 99, 00  
 Clarke, Chris . . . . . 06, 07, 08  
 Clarke, Grant . . . . . 97, 98, 99, 00  
 Clem, Mike . . . . . 72, 73  
 Coates, Mark . . . . . 97, 98, 99, 00  
 Coates, William . . . . . 91  
 Cobbs, Frank . . . . . 02, 03, 04, 05  
 Coble, Andre . . . . . 11, 13  
 Coe, Brian . . . . . 81, 82, 83, 84  
 Colbert, Shelton . . . . . 88, 89, 90, 91  
 Coleman, Warren . . . . . 75, 76, 77, 78  
 Collins, George . . . . . 86  
 Collins, Quentin . . . . . 99, 00, 01  
 Collins, Roger . . . . . 79, 80  
 Colvin, Greg . . . . . 85, 86, 88  
 Comey, John . . . . . 97  
 Compton, Jeff . . . . . 01, 02  
 Connaghan, Sean . . . . . 01, 02, 03, 05  
 Connelly, Mike . . . . . 99, 00, 01, 02  
 Cook, Craig . . . . . 74  
 Cook, Theo . . . . . 98, 99  
 Cooke, Jayson . . . . . 02, 03  
 Cooper, Jim . . . . . 98, 99, 00  
 Coursey, John . . . . . 94, 95, 96  
 Cox, Bryan . . . . . 87  
 Cox, Mike . . . . . 97, 98, 99, 00  
 Cox, Terry . . . . . 81, 82  
 Crabb, Larry . . . . . 72  
 Craver, Jon . . . . . 79, 80, 81, 82  
 Crowder, Jamaal . . . . . 01, 02, 03, 04  
 Cuffee, Taveion . . . . . 08, 09, 10, 11  
 Culklin, Phil . . . . . 74, 75, 76, 77  
 Cullen, Dan . . . . . 77, 78, 79, 80  
 Cunningham, Matt . . . . . 11, 12, 13  
 Cupit, Antonio . . . . . 88, 89  
 Curry, Greg . . . . . 72, 73  
 Cuttino, Marcus . . . . . 92, 93, 94

## D . . . . . D

Dale, Kelvin . . . . . 88  
 Daley, Terry . . . . . 74, 75  
 D'Alonzo, Pete . . . . . 78  
 Dalton, Kenny . . . . . 82, 83, 84, 85  
 Damiano, Mike . . . . . 78, 79  
 Daniels, Charles . . . . . 88, 89, 90, 91  
 Daniels, Sam . . . . . 06, 07, 08, 09  
 Davis, Brad . . . . . 05  
 Davis, Corey . . . . . 03, 04, 05, 06  
 Davis, Corey (NJ) . . . . . 11, 12  
 Davis, Kevin . . . . . 77  
 Davis, Mark . . . . . 77  
 Davis, Rashard . . . . . 13  
 Davis, Richard . . . . . 76  
 Davis, Tommy . . . . . 02, 03

Deal, Greg . . . . . 72  
 Dealy, Mike . . . . . 97, 98, 99, 00  
 Dean, Jonathan . . . . . 95, 96, 97  
 Deans, Ryan . . . . . 06, 07  
 Deeds, John-Michael . . . . . 04  
 DeFilippo, John . . . . . 96, 97, 98, 99  
 Defrees, Don . . . . . 72, 73  
 Dehnbostel, Mark . . . . . 77, 78, 79  
 Delph, Roy . . . . . 85, 86, 87  
 DeMarco, Ralph . . . . . 74, 76, 77  
 Deringer, Chip . . . . . 73, 74, 75, 76  
 Devine, Matt . . . . . 95, 96  
 Dike, Ed . . . . . 76, 79  
 Dixon, Ryan . . . . . 11, 12, 13  
 Dorsey, Juan . . . . . 92, 93, 94, 95  
 Dosh, Jason . . . . . 07, 08  
 Doss, Tim . . . . . 82  
 Dottin-Carter, Isaiah . . . . . 03, 04, 05, 06  
 Doty, Lance . . . . . 87, 88  
 Douglas, Eric . . . . . 74  
 Douglas, Murray . . . . . 96, 97, 99, 00  
 Downey, Daniel . . . . . 72  
 Driskill, Scott . . . . . 84, 85  
 Druett, John . . . . . 85, 86, 87  
 Dudinski, Deric . . . . . 08  
 Dudzik, Drew . . . . . 07, 08, 09, 10  
 Dudzik, Mike . . . . . 80  
 Duke, Tom . . . . . 90, 91  
 Dunn, Bob . . . . . 74, 75, 76  
 Dunn, Clint . . . . . 91, 92, 93, 94  
 Dunn, Harry . . . . . 02, 03, 04, 05  
 Dyer, Greg . . . . . 81, 83, 84

## E . . . . . E

Eakin, Larry . . . . . 72  
 Eason, Vernon . . . . . 06, 07  
 East, Todd . . . . . 78, 79, 80  
 Eaton, Dale . . . . . 73, 74, 75, 76  
 Eckenrode, Jim . . . . . 84, 85, 86, 87  
 Edmonds, Ulrick . . . . . 97, 98, 99, 00  
 Edwards, Ben . . . . . 81, 82, 83, 84  
 Edwards, Jace . . . . . 11  
 Elhaji, Tony . . . . . 79  
 Ellington, Sudan . . . . . 03, 04  
 Ellis, Allen . . . . . 73  
 Emmons, Nick . . . . . 11  
 Englehart, Nick . . . . . 02, 03, 04, 05  
 Evans, Anthony . . . . . 83, 84  
 Evans, C.J. . . . . 96, 97, 98, 99  
 Evans, Sid . . . . . 01, 02, 03, 04

## F . . . . . F

Fahed, Faris . . . . . 88, 89, 90, 91  
 Fall, John . . . . . 88, 89, 90  
 Fanner, Maurice . . . . . 03, 04, 05, 06  
 Feola, Brian . . . . . 94, 95  
 Ferguson, Ryan . . . . . 97, 98, 99, 00  
 Ficara, Vince . . . . . 79, 80, 81, 82  
 Fields, James . . . . . 78  
 Fields, Len . . . . . 73, 74  
 Fink, Brian . . . . . 81, 82, 83, 84  
 Fitzgerald, DeLane . . . . . 88, 99  
 Fitzgerald, Marty . . . . . 86, 87  
 Fitz-Maurice, Colin . . . . . 08  
 Flanagan, Ryan . . . . . 08  
 Fleener, Chad . . . . . 97  
 Fleschman, Lindsay . . . . . 97, 98, 99, 00  
 Forbes, David . . . . . 95, 96  
 Ford, Adam . . . . . 04, 05, 06, 07  
 Ford, Ken . . . . . 88  
 Forman, David . . . . . 99, 00, 01  
 Fornadel, Mike . . . . . 80, 81, 82, 83  
 Fornadel, Paul . . . . . 86, 87, 88, 89  
 Forrest, Howard . . . . . 72  
 Fortenberry, Rusty . . . . . 72  
 Foxx, Dion . . . . . 91, 92, 93  
 Fralin, Bobby . . . . . 81, 82, 83  
 Frank, Matt . . . . . 13


Frazier, Dave . . . . . 79, 80  
 Frazier, Scott . . . . . 92, 93  
 Freels, Jerry . . . . . 74  
 Frye, Walt . . . . . 85, 86, 88, 89  
 Fucci, Wray . . . . . 12, 13

## G . . . . . G


Gaines, Carlton . . . . . 84, 85  
 Garner, Nelson . . . . . 94, 95, 96, 97  
 Garrett, Earl . . . . . 72  
 Garrity, Tim . . . . . 86, 87, 88  
 Garst, Fred . . . . . 75, 76, 77  
 Gatewood, John . . . . . 75, 76  
 Gaylord, John . . . . . 91, 92  
 George, Burke . . . . . 01, 02, 03  
 Gill, Chris . . . . . 94, 95  
 Gill, Tom . . . . . 78, 79, 80  
 Gilliam, Keith . . . . . 83, 84, 86  
 Glover, Mike . . . . . 97, 99, 00, 01  
 Glyph, Steve . . . . . 82, 83  
 Goff, Matt . . . . . 07, 08, 09, 10  
 Goins, Brannon . . . . . 00, 01, 02  
 Gonzalez, Willie . . . . . 95, 96  
 Good, Brent . . . . . 73, 74, 75  
 Goodin, George . . . . . 73  
 Gooding, Lamont . . . . . 92, 93, 94, 95  
 Goodwin, Ulysses . . . . . 91, 92  
 Gordon, Ron . . . . . 11, 12, 13  
 Graddy, Tony . . . . . 85, 86, 87  
 Grainer, Brian . . . . . 73, 74, 75, 76  
 Grandison, Travis . . . . . 95, 96  
 Granuzzo, Mike . . . . . 89, 90, 91  
 Graves, Julius . . . . . 08, 09  
 Greaver, Rick . . . . . 73  
 Green, Conrad . . . . . 77, 78, 79  
 Green, Eric . . . . . 84, 85, 86, 87  
 Green, Robert . . . . . 81, 84  
 Green, Tom . . . . . 89, 90, 91  
 Greene, Raven . . . . . 13  
 Greene, Stan . . . . . 73, 74  
 Greivous, Arnold . . . . . 83, 84, 85, 86  
 Greivous, Richard . . . . . 88, 89, 90, 91  
 Gribben, Tom . . . . . 82, 83  
 Griffin, Benny . . . . . 97  
 Griffin, Gerren . . . . . 06, 07, 08  
 Griffin, Kelvin . . . . . 83, 84, 85, 86  
 Griffin, Marcus . . . . . 98, 99  
 Grooms, Jim . . . . . 72  
 Grooms, Robert . . . . . 72  
 Gutter, John . . . . . 87, 88, 90

## H . . . . . H


Habit, Joe . . . . . 85, 86, 87  
 Haggard, Marshall . . . . . 99  
 Hailey, O.C. . . . . 74, 75  
 Hairston, James . . . . . 82, 83, 84, 85  
 Haley, Charles . . . . . 82, 83, 84, 85  
 Haley, Ingram . . . . . 95, 96  
 Halikman, Tom . . . . . 86, 88, 89  
 Hall, Carl . . . . . 86, 87, 88, 89  
 Hall, Chops . . . . . 87, 88  
 Hall, Cody . . . . . 00, 01, 02  
 Hall, J.C. . . . . 91, 92, 93, 94  
 Hamilton, Tom . . . . . 97, 98  
 Hamm, Steve . . . . . 84, 85  
 Hansrote, Terry . . . . . 75, 76, 77  
 Hardesty, Jim . . . . . 74, 75, 76, 77  
 Harlan, K'Shawn . . . . . 96  
 Harold, Sage . . . . . 11, 12, 13  
 Harper, Aaron . . . . . 09, 10, 12  
 Harris, Casime . . . . . 02, 03, 04, 05  
 Harris, George . . . . . 77, 78  
 Harris, Jermel . . . . . 87, 88, 89, 90  
 Harris, John . . . . . 88  
 Harris, Paul . . . . . 93, 94, 95  
 Harrison, Alan . . . . . 00, 01, 02, 03  
 Harrod, Tracy . . . . . 87, 88, 89, 90  
 Hart, Derek . . . . . 12, 13  
 Harvey, Arlandis . . . . . 10, 11, 12, 13  
 Hast, Mike . . . . . 76




Bryon Arnone




Adam Burket



Dan Cullen




Juan Dorsey




Tracy Harrod




# ALL-TIME LETTERMEN




Chris Jacobs




Billy Jarvis




John Kraus



Ray Moore



Clive Pettis



Dwayne Hayes

Hast, Shane . . . . 74, 75, 76, 77  
 Haston, Alan . . . . 95, 96, 97, 98  
 Hathaway, Sonny . . . . 94, 95, 96, 97  
 Hawkins, Chris . . . . . 05  
 Hawkins, Rod . . . . . 73  
 Hayes, Dwayne . . . . 88, 89, 90, 91  
 Hayhurst, Jim . . . . . 76  
 Haymore, Josh . . . . 01, 02, 03, 04  
 Haynes, Steve . . . . . 86  
 Haywood, Marcus . . . . 05, 06, 07, 08  
 Helsten, Skip . . . . . 80  
 Henry, Joe . . . . . 84, 85  
 Henson, Shane . . . . 88, 89, 90, 91  
 Herring, Chris . . . . . 99, 00  
 Hetherington, Rich . . . . 77, 78, 79  
 Hicks, Reggie . . . . . 06, 07, 08  
 Hicks, Richard . . . . 99, 00, 01, 02  
 Higgins, Dan . . . . . 72  
 Higgins, Jim . . . . . 78  
 Higgins, Mark . . . . . 01, 02  
 Hill, David . . . . . 07  
 Hill, Jeff . . . . . 76, 77  
 Hilliard, Ron . . . . . 86  
 Hinds, Tahir . . . . . 01, 03, 04, 05  
 Hines, Raymond . . . . 02, 03, 04, 05  
 Hoepfl, Craig . . . . . 73, 74  
 Hogan, Josh . . . . . 11, 12, 13  
 Holloman, Eugene . . . . 06, 08  
 Holmes, Drew . . . . . 09, 10, 11  
 Holmes, Ian . . . . . 07  
 Homa, Eric . . . . . 00, 01  
 Hopewell, Ben . . . . . 10  
 Houck, Keith . . . . . 87, 88  
 Howard, Mike . . . . . 93, 94, 95  
 Howard, Rob . . . . . 86, 87, 89  
 Hoy, Clyde . . . . . 78, 79, 80, 81  
 Hoyson, Ted . . . . . 79, 80  
 Hudgins, Brad . . . . . 91  
 Hudson, Thad . . . . . 91  
 Huff, Eddie . . . . . 75, 76  
 Hufler, David . . . . . 76, 77, 78  
 Hughes, Justin . . . . . 05, 06  
 Hughes, Robbie . . . . 78, 79, 80, 81  
 Hunter, Markus . . . . . 08, 10  
 Hunter, Quintin . . . . 10, 12, 13  
 Hurt, Bucky . . . . . 78, 79  
 Hutson, Dennis . . . . . 77, 78

**I . . . . . I**  
 Ingraldi, David . . . . . 04  
 Inskip, Jason . . . . . 97, 98, 99, 00  
 Iorio, Chris . . . . . 01, 02, 03, 04

**J . . . . . J**  
 Jack, Scott . . . . . 79, 80, 81, 82  
 Jackson, Bryan . . . . . 95, 96  
 Jackson, Eupton . . . . 87, 88, 89, 90  
 Jackson, Jakarie . . . . 09, 10, 11, 12  
 Jackson, Rich . . . . . 73, 74, 75, 76  
 Jackson, Steve . . . . . 94  
 Jacobs, Chris . . . . . 83, 85, 86, 87  
 Jacobs, Frank . . . . . 86, 87, 88, 89  
 Jacques, Ascene . . . . 12, 13  
 Jakatis, Paul . . . . . 93  
 Jansen, Michael . . . . 91, 92  
 Jarvis, Billy . . . . . 78, 79  
 Jenkins, Mike A. . . . . 01, 02, 03, 04  
 Jeter, Kelvin . . . . . 93, 94, 95, 96  
 Job, Victor . . . . . 81, 82, 83  
 Johnson, Billy . . . . . 91, 92, 93, 94  
 Johnson, Bruce . . . . . 02, 03, 04, 05  
 Johnson, Keith . . . . . 88  
 Johnson, Shelton . . . . 05, 06, 07, 08  
 Johnson, Wyatt . . . . . 13  
 Jones, D.J. . . . . . 79, 80  
 Jones, Jay . . . . . 93, 94, 95, 96  
 Jones, Jimmy . . . . . 77  
 Jones, Leavander . . . . 09, 10, 11, 12  
 Jones, Matt . . . . . 06  
 Jones, F. Mike . . . . . 81, 82


Jones, Mike K. . . . . 83, 84, 85  
 Jones, Renell . . . . . 93, 94, 95  
 Jones, Scott . . . . . 10, 11, 12, 13  
 Jones, Stan . . . . . 74, 75, 76, 78  
 Jordan, Akeem . . . . . 03, 04, 05, 06  
 Jordan, Tony . . . . . 93, 95, 96  
 Joyce, Delvin . . . . . 97, 98, 99, 00  
 Judy, Jeff . . . . . 95

**K . . . . . K**  
 Kagle, Brian . . . . . 89, 90, 91, 92  
 Karnes, Fred . . . . . 72  
 Keaton, Curtis . . . . . 98, 99  
 Kelly, Aubrey . . . . . 83  
 Kennedy, Bubba . . . . . 73, 74  
 Kenney, Trae . . . . . 06, 07, 08  
 Kent, Clint . . . . . 02, 03, 04, 05  
 Kent, John . . . . . 79, 80, 81, 82  
 Kepley, Chris . . . . . 86  
 Keppel, Paul . . . . . 72  
 Kern, Andrew . . . . . 02, 03, 04  
 Kibler, Tim . . . . . 72, 73, 74, 75  
 Kiefer, Mark . . . . . 88, 89  
 Killian, Bill . . . . . 86  
 King, Mike . . . . . 78, 79, 80  
 Kirk, Keith . . . . . 78, 79, 80  
 Kirsch, Mitchell . . . . . 13  
 Klisanin, Bill . . . . . 76  
 Kluesner, Joe . . . . . 04, 05, 06, 07  
 Knox, Bucky . . . . . 75, 76, 77, 78  
 Kobosko, Dan . . . . . 85, 86, 87, 88  
 Kraus, Jeff . . . . . 74, 75, 76, 78  
 Kraus, John . . . . . 92, 93, 94  
 Krout, Matt . . . . . 10, 11  
 Kubesh, John . . . . . 77, 78, 79, 80  
 Kuethe, Jim . . . . . 73

**L . . . . . L**  
 Lambert, Jaiard . . . . . 13  
 Lancaster, Greg . . . . . 85, 87, 88  
 Landers, Rodney . . . . 05, 06, 07, 08  
 Lane, Austin . . . . . 11, 12  
 Lanier, Willie . . . . . 87, 88, 89, 90  
 Latney, Jauan . . . . . 11, 12, 13  
 Lavin, Frank . . . . . 79  
 Lawrence, Calvin . . . . 78, 80  
 Lawrence, Tommie . . . . 05  
 Layfield, Scott . . . . . 93  
 Leake, Gary . . . . . 72, 73  
 Lee, Brandon . . . . . 11, 12, 13  
 Lee, David . . . . . 93, 94, 95, 96  
 Leischner, Ryan . . . . 95  
 Lemn, Scott . . . . . 05, 06, 07, 08  
 Leonard, Allen . . . . . 75, 76, 77, 78  
 Leonard, Ricky . . . . . 77, 78, 79  
 Leonard, Thomas . . . . 75  
 Lewis, Bryan . . . . . 90  
 Lewis, Keith . . . . . 73  
 LeZotte, Matt . . . . . 01, 02, 03, 04  
 LeZotte, Tony . . . . . 04, 05, 06, 07  
 Lindner, Bill . . . . . 80, 81, 82, 83  
 Liotta, Peter . . . . . 72  
 Little, Anthony . . . . . 97, 98, 99  
 Lloyd, Derrick . . . . . 99, 00, 01  
 Loftus, Chris . . . . . 00  
 Logan, Bob . . . . . 75, 76, 77  
 Logan, Steve . . . . . 93, 94, 95, 96  
 Long, Clay . . . . . 79  
 Long, Kerby . . . . . 08, 09, 10, 11  
 Long, Mike . . . . . 91, 92, 93, 94  
 Longest, Bernie . . . . . 76  
 Lopes, Anthony . . . . . 91, 92  
 Louden, George . . . . . 96  
 Lucas, John . . . . . 92, 93  
 Luckie, Mike . . . . . 99  
 Lyons, Gary . . . . . 93, 94

**M . . . . . M**  
 Maddox, Greg . . . . . 96, 97, 98

Magaw, Mark . . . . . 78, 79, 80  
 Magerko, Matt . . . . . 02, 03, 04, 05  
 Magruder, Eric . . . . . 11, 12, 13  
 Mahoney, B.J. . . . . 92, 93, 94, 95  
 Mallette, Wes . . . . . 91  
 Mallory, Jason . . . . . 02, 03  
 Manley, Dexter . . . . . 05  
 Mapp, Kevin . . . . . 01, 02  
 Mares, Matt . . . . . 09  
 Marlowe, Dean . . . . . 11, 12, 13  
 Marshall, Shaun . . . . 92, 93, 94, 95  
 Marshall, Warren . . . . 82, 84, 85, 86  
 Marston, Mike . . . . . 75  
 Marten, Jake . . . . . 13  
 Martin, Franklin . . . . . 06  
 Martin, Rontate . . . . . 03  
 Martin, Todd . . . . . 78, 79  
 Martin, Tom . . . . . 77, 78  
 Masella, Mike . . . . . 95, 96, 97, 98  
 Mathias, Justin . . . . . 02, 03, 04  
 Matthews, Clayton . . . 01, 02  
 May, Chuck . . . . . 79, 80, 81, 82  
 Mazzie, Robert . . . . . 88  
 McArdle, Frank . . . . . 02, 03, 04  
 McCarter, Rockeed . . . . 06, 07, 08, 09  
 McCarter, Rodney . . . . 01, 02, 03, 04  
 McClurkin, Steve . . . . . 93  
 McCollough, Evan . . . . 05, 06, 07, 08  
 McCommons, Jeremy . . . 97, 98, 99  
 McCullough, Dean . . . . 83, 84, 85, 86  
 McDaniel, Anthony . . . . 11  
 McDougal, Antwain . . . . 03  
 McGeachy, Alfred . . . . . 84, 85, 86  
 McGee, Scotty . . . . . 06, 07, 08, 09  
 McGlooin, Tom . . . . . 78, 79  
 McGuirk, Ted . . . . . 77, 78, 79, 80  
 McHugh, Jim . . . . . 74, 75, 76  
 McHugh, Jim D. . . . . 83  
 McIver, Anthony . . . . . 88, 89, 90, 91  
 McKenna, Dave . . . . . 81, 82, 83  
 McKinley, Mark . . . . . 90, 91  
 McLeod, David . . . . . 90, 91, 92, 93  
 McNeil, Doug . . . . . 08  
 McPherson, Keith . . . . 07  
 McPherson, Victor . . . . 83, 84, 85  
 McSherry, Craig . . . . . 03, 04, 05  
 Meade, Jason . . . . . 95  
 Medley, Greg . . . . . 86, 87, 88, 89  
 Melton, Dennard . . . . . 00, 01, 02, 03  
 Merten, Taylor . . . . . 03  
 Michael, Andrew . . . . . 05  
 Middleton, Lamar . . . . . 09, 10, 11  
 Mikolajczyk, Todd . . . . 87, 88  
 Miles, Rhadshaun . . . . 92, 93, 94, 95  
 Milinichik, Josh . . . . . 06  
 Miller, Gus . . . . . 83  
 Miller, Rick . . . . . 86, 88  
 Miller, Tony . . . . . 86, 87  
 Minafield, Phil . . . . . 05, 06  
 Minor, B.J. . . . . . 00, 01  
 Mitchell, Chet . . . . . 95, 96  
 Mitchell, Kenny . . . . . 84, 85, 86, 87  
 Mizelle, Leon . . . . . 02, 03, 04, 05  
 Moats, Arthur . . . . . 06, 07, 08, 09  
 Mohler, Neal . . . . . 81, 82  
 Monroe, Brandon . . . . . 07, 08, 09  
 Moody, Malik . . . . . 91, 92, 93  
 Moore, Anthony . . . . . 97  
 Moore, Bryan . . . . . 80, 81  
 Moore, Jake . . . . . 95  
 Moore, Ray . . . . . 77, 78  
 Morant, Chris . . . . . 98, 99, 00  
 Morris, Brad . . . . . 91, 92, 93  
 Morrison, Randolph . . . . 82, 83, 84  
 Morton, Bruce . . . . . 80, 81, 82  
 Mosby, Mike . . . . . 04  
 Mosley, Alex . . . . . 12, 13  
 Moxley, Aaron . . . . . 97, 98  
 Moyer, Bobby . . . . . 01, 02, 03  
 Mulligan, Kirk . . . . . 97, 98, 99  
 Mullins, Billy . . . . . 84



Mike Setser

Murphy, Bob . . . . . 79  
 Murphy, Dave . . . . . 86, 87  
 Murphy, Doug . . . . . 90, 91  
 Murray, John . . . . . 73

**N . . . . . N**  
 Nalls, Pat . . . . . 78, 79  
 Napolitano, Pete . . . . . 73  
 Neil, Robert . . . . . 72  
 Nelson, Vidal . . . . . 08, 09, 10, 11  
 Newman, Charlie . . . . 79, 80, 81, 82  
 Newman, Charlie . . . . 06, 07, 08, 09  
 Nichols, Ricky . . . . . 11  
 Nicholson, Robbie . . . . 75, 76  
 Noble, Scott . . . . . 07, 09, 10  
 Nogle, Jim . . . . . 72  
 Norwood, Scott . . . . . 78, 79, 80, 81  
 Novak, J.P. . . . . . 98, 99, 00, 01  
 Nowell, Will . . . . . 05, 06, 07

**O . . . . . O**  
 Ohnmacht, Kurt . . . . . 84  
 O'Connor, Tom . . . . . 02, 03, 04  
 O'Neill, Logan . . . . . 98, 99  
 O'Neill, Sean . . . . . 09, 10, 12  
 O'Neill, Shane . . . . . 90  
 Ordonez, Marcus . . . . . 95, 96, 97  
 Orendorff, Kris . . . . . 91, 92  
 Orwig, Pete . . . . . 98, 99, 00, 01  
 Owen, Andrew . . . . . 99, 00, 01  
 Ozycz, Zack . . . . . 13

**P . . . . . P**  
 Pack, Derick . . . . . 99, 00, 01  
 Page, Todd . . . . . 90, 93  
 Paige, Benjie . . . . . 83  
 Paige, Jay . . . . . 01, 02, 03  
 Paige, Vince . . . . . 95  
 Paquette, Chris . . . . . 98, 99, 00  
 Paquette, Tom . . . . . 98, 99, 00  
 Parcell, Carl . . . . . 72  
 Parham, Mike . . . . . 05, 06  
 Paris, Tom . . . . . 74, 75, 76  
 Parker, Andre . . . . . 81, 82, 83  
 Parkins, Chip . . . . . 72, 73  
 Parmer, Jason . . . . . 96, 97, 98, 99  
 Parrish, Jevontae . . . . . 13  
 Parrott, Andre . . . . . 07  
 Parrott, Chris . . . . . 89, 90, 91, 92  
 Patrick, Will . . . . . 03, 04, 05, 06  
 Patsy, Mark . . . . . 88, 89, 90  
 Patterson, Matt . . . . . 04, 05  
 Patton, Steve . . . . . 77

Paulet, Nick . . . . . 79, 81  
 Payne, David . . . . . 73, 74, 75, 76  
 Payton, Earnest . . . . . 97, 98, 99, 00  
 Pearce, Doug . . . . . 73  
 Pereira, Jeff . . . . . 79, 80  
 Perez, Johnny . . . . . 88, 89, 90  
 Perlik, Steve . . . . . 73  
 Perry, Ed . . . . . 93, 94, 95, 96  
 Petrunak, Jon . . . . . 97, 98, 99, 00  
 Pettis, Clive . . . . . 88, 89, 90, 91  
 Pettis, John . . . . . 97, 98  
 Phelps, Don . . . . . 90, 91, 92  
 Phillips, Dirk . . . . . 95, 96  
 Phillips, Tim . . . . . 74, 75  
 Pike, Henry . . . . . 73, 74, 75  
 Pineda, Chris . . . . . 74, 75  
 Plumb, Mark . . . . . 72  
 Ponds, Michael . . . . . 98, 99, 00, 01  
 Pope, Keith . . . . . 75  
 Pope, Mike . . . . . 06, 07  
 Poskay, Mike . . . . . 94  
 Posniewski, Bob . . . . . 78, 79, 80  
 Powell, Rahmad . . . . . 06, 07  
 Price, Tony . . . . . 97  
 Pritchard, Jason . . . . . 05, 06, 07, 08  
 Proctor, Steve . . . . . 72

**Q . . . . . Q**  
 Quattlebaum, David . . . . 92, 93, 94, 95  
 Quillen, Jovonn . . . . . 00

**R . . . . . R**  
 Rabil, David . . . . . 03, 04, 05, 06  
 Radoski, Derek . . . . . 91, 92, 93  
 Ragin, Mike . . . . . 88, 89  
 Ragle, Tim . . . . . 05  
 Rampack, Emil . . . . . 72  
 Ramsey, Chris . . . . . 73  
 Ramsey, Darrius . . . . . 05, 06, 07, 08  
 Randolph, Brandon . . . . 07, 08, 09  
 Rascati, Justin . . . . . 04, 05, 06  
 Ravelen, Brandon . . . . . 13  
 Rawlins, Jonas . . . . . 06, 07  
 Reed, Mike . . . . . 84  
 Rees, Brian . . . . . 87, 88, 89, 90  
 Reinhardt, Kevin . . . . . 97, 98, 99  
 Reynolds, Lee . . . . . 09, 10, 11  
 Reynolds, Taylor . . . . . 13  
 Reynolds, Wade . . . . . 10  
 Ricciardi, Matt . . . . . 93, 94, 95  
 Richards, Dominick . . . . 12, 13  
 Rice, Rick . . . . . 82, 84, 85  
 Rider, Mark . . . . . 77



# ALL-TIME LETTERMEN

Ridley, Tom . . . . . 03, 04  
 Rinker, Ken . . . . . 74  
 Rizzo, Steve . . . . . 88  
 Roach, Josh . . . . . 09, 10  
 Roadcap, Jerry . . . . . 81, 82, 83  
 Roberson, James . . . . . 96, 97  
 Roberts, Damon . . . . . 94, 95, 96  
 Robertson, Carter . . . . . 94, 95, 96, 97  
 Robertson, Dan . . . . . 83, 84, 85  
 Robertson, Stephon . . . . . 10, 11, 12, 13  
 Robinson, Butch . . . . . 77, 78, 79, 80  
 Robinson, Chris . . . . . 82, 83, 84  
 Robinson, Dwight . . . . . 91, 92, 93, 94  
 Robinson, Renard . . . . . 10, 11, 12  
 Robinson, Tom . . . . . 74  
 Robinson, Wayne . . . . . 83  
 Rocco, Joe . . . . . 76  
 Roddy, Jon . . . . . 82, 85  
 Rogers, Larry . . . . . 77  
 Rogozinski, Aaron . . . . . 98, 99  
 Roman, Bill . . . . . 08  
 Roney, Jerry . . . . . 88  
 Rose, Anthony . . . . . 12, 13  
 Rose, Jon . . . . . 08, 09, 10, 11  
 Rose, Peter . . . . . 10, 11, 12, 13  
 Ross, P.J. . . . . 96, 97, 98  
 Rosser, Nick . . . . . 00  
 Roy, Corey . . . . . 90, 91, 93  
 Royce, Kevin . . . . . 78  
 Rudd, Rowdy . . . . . 06, 07  
 Ruffin, Justin . . . . . 99, 00, 01, 02  
 Ryan, Mike . . . . . 78

## S . . . . . S

Salisbury, Mark . . . . . 86, 87  
 Sanders, Jamaris . . . . . 06, 07, 08, 09  
 Savarese, Dario . . . . . 82, 83, 84, 85  
 Scaife, James . . . . . 83  
 Schellhammer, Chris . . . . . 87, 88, 89, 90  
 Schiele, Daniel . . . . . 13  
 Scott, A.J. . . . . 11, 12, 13  
 Scott, Dae'Quan . . . . . 10, 11, 12, 13  
 Searing, John . . . . . 91  
 Sears, Don . . . . . 74, 75  
 Seaton, Kavon . . . . . 10  
 Secrist, Brent . . . . . 92, 93, 94, 95  
 Sensabaugh, Dave . . . . . 74  
 Setser, Mike . . . . . 81, 82, 83, 84  
 Shambley, Demetrius . . . . . 02, 03, 04, 05  
 Sharp, Jon . . . . . 09, 10, 11  
 Sharpe, Khary . . . . . 04  
 Sheehan, Billy . . . . . 85  
 Shelton, Jeremy . . . . . 97, 98  
 Sherman, Julius . . . . . 84, 86, 87  
 Sherman, Theo . . . . . 07, 08, 09, 10  
 Sherwood, Jack . . . . . 80, 81, 82  
 Shockley, David . . . . . 78, 81  
 Showalter, David . . . . . 74  
 Showker, Joe . . . . . 76, 77, 78  
 Shropshire, Dee . . . . . 96, 97, 98, 99  
 Siegfried, Joe . . . . . 92  
 Simmons, Dejour . . . . . 11, 12, 13  
 Sims, Kenny . . . . . 89, 90, 91, 92  
 Sinnott, Ray . . . . . 72  
 Skahn, David . . . . . 09, 10, 11, 12  
 Skelly, John . . . . . 79, 80, 81  
 Skolnitsky, J.D. . . . . 06, 07, 08  
 Slayton, Bernard . . . . . 73, 74, 75, 76  
 Smart, John . . . . . 72  
 Smart, Robert . . . . . 90, 92, 93  
 Smith, Andy . . . . . 08  
 Smith, Antron . . . . . 98  
 Smith, Brad W. . . . . 84  
 Smith, Brian . . . . . 93, 94  
 Smith, Bryan . . . . . 04  
 Smith, DeAndre' . . . . . 11, 12, 13  
 Smith, Donny . . . . . 08, 09  
 Smith, Gerald . . . . . 93, 94, 95, 96



Joe Showker



Ron Ziolkowski moves in for a tackle

Smith, Greg . . . . . 81, 82, 83, 84  
 Smith, Larry . . . . . 75, 76, 77, 78  
 Smith, Matt . . . . . 92, 93  
 Smith, P. Brad . . . . . 80, 81  
 Smith, Pete . . . . . 81, 82, 83  
 Smith, Ryan . . . . . 10, 11, 12  
 Smith, Sonny . . . . . 86, 87, 88, 89  
 Smith, Tim . . . . . 00, 01, 02, 03  
 Smith, Tom . . . . . 83  
 Snow, Tyler . . . . . 10, 11, 12, 13  
 Southern, Jerame . . . . . 00, 02, 03  
 Spaid, John . . . . . 93, 94, 95, 96  
 Spangler, Derek . . . . . 90, 91, 92  
 Sparksman, Joe . . . . . 90, 91, 93  
 Sprouse, Mike . . . . . 95  
 Stallings, Rhakeem . . . . . 13  
 Stannard, Dave . . . . . 07, 08  
 Stanton, Jordan . . . . . 10, 11, 12, 13  
 Starke, Cameron . . . . . 10, 11, 12, 13  
 Steele, Gage . . . . . 13  
 Steeper, Danny . . . . . 95, 96, 97  
 Stein, John . . . . . 93, 94, 95, 96  
 Steinfeld, Leon . . . . . 01, 02, 04  
 Stephenson, Stewart . . . . . 73  
 Stewart, Bernard . . . . . 79, 80  
 Stinnett, Mickey . . . . . 82, 83, 84  
 Stith, Ron . . . . . 73, 74, 75, 76  
 Stockett, Rodney . . . . . 84, 85, 86, 87  
 Stovall, Rashaun . . . . . 96, 97  
 Straub, Mike . . . . . 96  
 Suleiman, Samir . . . . . 95, 96  
 Sullenberger, Mike . . . . . 81, 82, 83, 84  
 Sullivan, Chris . . . . . 89, 90, 91, 92  
 Sullivan, Jamal . . . . . 07, 08, 09, 10  
 Summers, Brendan . . . . . 03  
 Suppon, Chuck . . . . . 03, 04, 05, 06  
 Sweeney, By . . . . . 78

## T . . . . . T

Taylor, Chuck . . . . . 82, 83, 84  
 Taylor, Reggie . . . . . 99, 00, 01, 02  
 Taylor, Leon . . . . . 87, 88, 89, 90  
 Thomas, Emmitt . . . . . 86  
 Thomas, Quintrel . . . . . 07, 08  
 Thomas, R.T. . . . . 77  
 Thomas, Tony . . . . . 81, 82, 83, 84  
 Thompson, Cortez . . . . . 01, 02, 03, 04  
 Thompson, Darryl . . . . . 86, 87, 88, 89  
 Thompson, Jason . . . . . 99, 00, 01  
 Thornley, B.J. . . . . 97  
 Thornton, Keith . . . . . 87, 88, 89, 90  
 Thorpe, Justin . . . . . 09, 11, 12

Thurman, Chris . . . . . 90, 91, 92  
 Thurman, Mike . . . . . 78, 80, 81, 82  
 Tiemey, Terry . . . . . 82, 83  
 Till, Titus . . . . . 12, 13  
 Tillman, Torrey . . . . . 95, 96, 97  
 Todd, Scott . . . . . 88, 89, 90  
 Togia, Bingham . . . . . 10, 11, 12, 13  
 Tolley, Nic. . . . . 02, 03, 04  
 Tomlin, Gary . . . . . 83, 84, 85  
 Toole, Aubrey . . . . . 95  
 Townes, D'Artagnan . . . . . 93, 94, 95, 96  
 Townsend, Trey . . . . . 01, 02, 03, 04  
 Tuell, John . . . . . 75, 76, 77  
 Turner, Doug . . . . . 74  
 Turner, Marcus . . . . . 07, 08, 09, 10  
 Turner, Robert . . . . . 80, 81, 82, 83  
 Tyson, Joe . . . . . 02

## U . . . . . U

Uliana, Matt . . . . . 88, 89  
 Urbielewicz, Mark . . . . . 87, 88, 89, 90

## V . . . . . V

Vaccarino, Brian . . . . . 03, 04, 05  
 VanAken, Mike . . . . . 00, 02, 03  
 Vega, Gustavo . . . . . 01  
 Venev, Jamie . . . . . 08, 09, 11, 12  
 Visich, Jim . . . . . 79, 80, 81, 82  
 Vissman, Shannon . . . . . 88, 89, 90, 91  
 VonAllmen, Karl . . . . . 09  
 Von Schuch, Matt . . . . . 97, 98

## W . . . . . W

Wagoner, Dick . . . . . 77, 78  
 Wakely, John . . . . . 96, 97, 98, 99  
 Walker, Arthur . . . . . 07, 08  
 Walker, Frankie . . . . . 79, 80  
 Walker, Sean . . . . . 12, 13  
 Waller, Quincy . . . . . 94, 95  
 Wallin, Jeff . . . . . 81, 82  
 Walters, David . . . . . 87  
 Walters, Lee . . . . . 76, 77, 78, 79  
 Walton, Kwynn . . . . . 01, 02, 03, 04  
 Wanderer, Mike . . . . . 01  
 Wantuck, Paul . . . . . 04, 05  
 Ward, Bob . . . . . 73, 74, 75, 76  
 Ward, Dan . . . . . 72, 73, 74  
 Ward, Patrick . . . . . 05, 06, 07, 08  
 Washington, Garrett . . . . . 88, 89, 90, 91  
 Washington, Tyrone . . . . . 91, 92, 93, 94  
 Waters, Roger . . . . . 86, 88, 89, 90

Watford, Earl . . . . . 09, 10, 11, 12  
 Watkins, Chris . . . . . 98  
 Watts, Leon . . . . . 83, 84, 85, 86  
 Weatherspoon, James . . . . . 87, 88, 89, 90  
 Weaver, Fred . . . . . 72  
 Weis, Trey . . . . . 91, 92, 93  
 Wellons, Justin . . . . . 13  
 Wells, Josh . . . . . 10, 11, 12, 13  
 West, Charles . . . . . 75  
 West, Doug . . . . . 84, 85  
 White, Dominique . . . . . 06, 07, 08, 09

White, Kevin . . . . . 88, 89, 90  
 Wielki, Joe . . . . . 80, 81, 83  
 Wilfong, Malcolm . . . . . 72  
 Wilkerson, Mike . . . . . 01, 02, 03, 04  
 Wilkins, James . . . . . 99  
 Wilkinson, Neal . . . . . 85, 86, 87  
 Willard, Hal . . . . . 74  
 Williams, Aaron . . . . . 99  
 Williams, Albert . . . . . 84, 85, 86, 87  
 Williams, Albert (Va.) . . . . . 13  
 Williams, Bosco . . . . . 06, 07, 08, 09  
 Williams, Bryan . . . . . 72  
 Williams, Chase . . . . . 09, 10, 11, 12  
 Williams, Eriq . . . . . 89, 90, 91, 92  
 Williams, Jon . . . . . 08, 09, 10  
 Williams, Julius . . . . . 92, 93, 94, 96  
 Williams, Kwe'shon . . . . . 13  
 Williams, Leroy . . . . . 79, 80  
 Williams, Matt . . . . . 11, 12, 13  
 Williams, Pat . . . . . 08, 09, 10, 11  
 Williams, Richard . . . . . 09, 10  
 Williams, Vernon . . . . . 84  
 Willmann, Steve . . . . . 74  
 Wilson, Jeremiah . . . . . 12, 13  
 Wiltshire, Kelly . . . . . 93, 94, 95  
 Wimbush, Cliff . . . . . 96, 97, 98, 99  
 Windham, Dewey . . . . . 74, 75  
 Winston, Kevin . . . . . 03, 04, 05, 06  
 Wise, Paul . . . . . 99, 00  
 Wisniewski, Brian . . . . . 80, 81, 83  
 Wohn, Nick . . . . . 99  
 Wood, Lincoln . . . . . 82, 83, 85  
 Woodson, Greg . . . . . 08  
 Woodson, James . . . . . 76  
 Woodson, Shawn . . . . . 84, 86, 87, 88  
 Woodyard, Marquis . . . . . 11, 12, 13  
 Woolever, Mike . . . . . 92, 93, 94, 95  
 Wright, Chris . . . . . 96, 98  
 Wright, Dixon . . . . . 08, 09, 10  
 Wright, Isaiah . . . . . 11, 12

Wyatt, Steve . . . . . 02, 04

## Y . . . . . Y


Yakopec, Steve . . . . . 09  
 Yancey, Griff . . . . . 07, 08, 09, 10  
 Yaralian, Blake . . . . . 99, 00, 01  
 Yost, Jeff . . . . . 79, 80  
 Young, Brian . . . . . 74, 75  
 Young, Cary . . . . . 77  
 Young, Floyd . . . . . 76, 77

## Z . . . . . Z

Ziolkowski, Ron . . . . . 80, 81, 82, 83



# INDIVIDUAL GAME



Tom Bowles

\* Division I record when best mark did not occur at the Division I level

## Rushing

### Yards

264, Warren Marshall, vs. William & Mary 10/25/86  
Opp.: 264, Tony Vinson, at Towson 10/24/92

### Attempts

38, Curtis Keaton, at Delaware 11/21/98  
Opp.: 41, Tony Vinson, at Towson 10/24/92

### Touchdowns

5, Kelvin Jeter, vs. Morgan State 9/2/95  
5, Curtis Keaton, vs. Connecticut 10/23/99  
Opp.: 5, Wilbur Gilliard, at Connecticut 9/18/93  
5, Brian Westbrook, at Villanova 10/6/01

### Long

95, Joe Sparksman, vs. William & Mary 11/10/90  
Opp.: 94, Bill Douglas, Frostburg State 10/23/76  
85, LeAndre Moore, at Ball State 9/6/97\*

## Passing

### Yards

388, Greg Maddox, vs. Hofstra 9/12/98  
Opp.: 448, Geno Smith vs. West Virginia 9/15/12

### Completions

34, Matt LeZotte, at Villanova 10/6/01  
Opp.: 41, Michael Strauss, vsh. Richmond 10/12/13

### Attempts

58, Matt LeZotte, at Villanova 10/6/01  
Opp.: 64, Michael Strauss, vs. Richmond 10/12/13

### Percentage

86.7 (13-15), Matt LeZotte, at Rhode Island 11/2/02  
86.7 (13-15), Justin Rascati, vs. Maine 10/8/05  
Opp.: 84.6 (11-13), Don Reeves, at Morehead State 9/13/80

### Touchdown Passes

5, Michael Birdsong, vs. Stony Brook 11/16/13  
Opp.: 5, Tom Ehrhardt, C.W. Post 10/10/81  
5, Greg Lilly, at Richmond 9/12/92  
5, Chris Boden, at Villanova 10/4/97  
5, Matt Guice, at Massachusetts 10/20/01  
5, Geno Smith, vs. West Virginia 9/15/12

### Long

86, Mike Cawley to David McLeod, vs. New Hampshire 10/16/93  
Opp.: 95, Fred Vallett to Dave Klemic, vs. Northeastern 11/7/98

### Interceptions

6, Matt LeZotte, vs. Delaware 11/3/01a 10/6/01  
Opp.: 6, Rick Suiter, at Gallaudet 11/17/73  
5, Mickey Fein, at Maine 9/27/97\*  
5, Brett Gordon, at Villanova 10/6/01\*

## Receiving

### Receptions


13, Earnest Payton, at Massachusetts 10/10/98  
13, Earnest Payton, at Rhode Island 10/31/98  
Opp.: 13, Deren Altieri, at Boston University 9/17/88  
13, Victor Cruz, vs. Massachusetts 9/13/08  
13, Stedman Bailey vs. West Virginia 9/15/12  
13, Ben Edwards, vs. Richmond 10/12/13

### Yards

192, David McLeod, at Villanova 11/13/93  
Opp.: 262, Victor Cruz, vs. Massachusetts 9/13/08



John Coursey



Kelvin Jeter



John Druiett



Greg Maddox

## Touchdowns

3, Gary Clark, vs. C.W. Post 10/10/81  
3, Gary Clark, vs. Liberty 9/24/83  
3, Macey Brooks, at McNeese State 9/14/96  
3, Macey Brooks, at Boston University 9/21/96  
3, Daniel Brown, vs. Albany 10/5/13  
Opp.: 4, Brian Finneran, at Villanova 10/4/97

## Total Offense

### Yards

408, Rodney Landers at Rhode Island 10/13/07  
Opp.: 427, Greg Moore, vs. Boston University 11/20/93

### Plays

71, Matt LeZotte, at Villanova 10/6/01  
Opp.: 70, Sean Schaefer vs. Towson 11/17/07

### Run-Pass Touchdowns

5, Tom Bowles, vs. Liberty 9/24/83  
5, Eriq Williams, vs. Central Florida 9/7/91  
5, Eriq Williams, vs. Richmond 10/26/91  
5, Curtis Keaton, vs. Connecticut 10/23/99  
Opp.: 7, Greg Lilly, at Richmond 9/12/92

### All-Purpose

339, Jay Jones, at Richmond 10/19/96  
Opp.: 405, Brian Westbrook, at Villanova 10/6/01

## Scoring

### Points

30, Kelvin Jeter, vs. Morgan State 9/2/95  
30, Curtis Keaton, vs. Connecticut 10/23/99  
Opp.: 30, Wilbur Gilliard, at Connecticut 9/18/93  
30, Brian Westbrook, at Villanova 10/6/01

### Touchdowns

5, Kelvin Jeter, vs. Morgan State 9/2/95  
5, Curtis Keaton, vs. Connecticut 10/23/99  
Opp.: 5, Wilbur Gilliard, at Connecticut 9/18/93  
5, Brian Westbrook, at Villanova 10/6/01

### Points Kicked

16, John Coursey, vs. Morgan State 9/2/95  
Opp.: 14, Doug Kirchner, at Richmond 10/19/02

### PATs (Kick)

10, John Coursey, vs. Morgan State 9/2/95  
10, Mike Glover, vs. Lock Haven 9/2/00  
Opp.: 9, Wayne Morrison, at Virginia 10/13/79  
7, Ryan Williams, at Virginia Tech 9/5/92\*  
7, Jeff Wilkins, at Youngstown State 9/26/92\*  
7, Mark Kiefer, at Villanova, 10/4/97\*  
7, Sean Leach, vs. Delaware 10/18/97\*



Jay Jones set JMU and Division I-AA records with 268 kickoff return yards in a 1996 game at Richmond

## PAT (Kick) Attempts

10, John Coursey, vs. Morgan State 9/2/95  
10, Mike Glover, vs. Lock Haven 9/2/00  
Opp.: 10, Wayne Morrison, at Virginia 10/13/79  
7, Ryan Williams, at Virginia Tech 9/5/92\*  
7, Jeff Wilkins, at Youngstown State 9/26/92\*  
Opp.: 7, Mark Kiefer, at Villanova, 10/4/97\*  
7, Sean Leach, vs. Delaware 10/18/97\*

## Field Goals

3, Scott Norwood, vs. Morehead State 11/10/79  
3, Scott Norwood, vs. Liberty 10/11/80  
3, Scott Norwood, vs. East Tennessee State 11/8/80  
3, Mickey Stinnett, vs. East Tennessee State 9/25/82  
3, John Coursey, at Delaware 10/8/94  
3, John Coursey, at William & Mary 9/9/95  
3, Mike Glover, at Villanova 10/2/99  
3, Mike Glover, at Hofstra 11/20/99  
3, Mike Glover, vs. Villanova 10/7/00  
3, Burke George, vs. Florida Atlantic 9/14/02  
3, Dave Stannard vs. Richmond 10/17/07  
3, Cameron Dourk, at Delaware 9/28/13  
Opp.: 4, Doug Kirchner, at Richmond 10/19/02  
4, Ben Jordi, vs. Richmond 10/12/13

## Field Goal Attempts

5, Scott Norwood, vs. Morehead State 11/10/79  
5, Mike Glover, at Rhode Island 10/14/00  
5, Burke George, vs. Florida Atlantic 9/14/02  
Opp.: 6, Garth Petrilli, Middle Tennessee State 9/10/94

## Long

53, Mickey Stinnett, vs. Richmond 9/1/84  
Opp.: 63, Tim Foley, at Georgia Southern 11/7/87

## Punting

### Punts

11, Winston Bersch, vs. Frostburg State 10/19/74  
11, Allen Leonard, vs. Mars Hill 9/30/78  
11, Mike Glover, at Richmond 11/11/00  
Opp.: 12, Gerald Carlson, Buffalo 9/3/94

### Average (3)

53.0, John Druiett, vs. Liberty 9/21/85  
Opp.: 52.8, Andrew Maclay, at Massachusetts 10/10/98

## Long

73, Scott Todd, vs. Appalachian State 9/10/88  
73, Nelson Garner, vs. Boston University 10/7/95  
Opp.: 75, Andrew Maclay, at Massachusetts 10/10/98

## Kickoff Returns

### Returns

7, John Allen, at Connecticut 9/18/93  
7, Shaun Marshall, vs. Delaware 10/21/95  
7, Griff Yancey at Delaware 11/3/07  
Opp.: 9, Emmanuel Marc, vs. Delaware State 9/17/05

### Yards

268, Jay Jones, at Richmond 10/19/96  
Opp.: 247, Emmanuel Marc, vs. Delaware State 9/17/05

## Long

100, Scotty McGee, vs. Towson 11/17/07  
100, Dejour Simmons, vs. Richmond 10/12/13  
Opp.: 96, Daman Stevens, at Morehead State 9/15/84

## Touchdowns


1, Gary Clark (95), vs. Liberty 9/24/83  
1, Dwight Robinson (90), vs. Lock Haven 9/4/93  
1, Dwight Robinson (90), at William & Mary 10/30/93  
1, Dwight Robinson (94), vs. Villanova 10/15/94  
1, Shaun Marshall (98), vs. Boston University 10/7/95  
1, Jay Jones (99), at Richmond 10/19/96  
1, B.J. Thornley (88), vs. Richmond 10/25/97  
1, Tony Booth (98), vs. Northeastern 11/7/98  
1, Scotty McGee (99) at Youngstown State 11/25/06  
1, Scotty McGee (100) vs. Towson 11/17/07  
1, Scotty McGee (99) vs. Appalachian State 9/20/08  
1, Dejour Simmons (100) vs Richmond 10/12/13



# INDIVIDUAL GAME



Zeb Clark



Paul Harris



Shane Henson




Dean McCullough



Quincy Waller


Opp.: 1, Daman Stevens (96), at Morehead State 9/15/84  
1, Scott Thomas (82), at Liberty 11/2/91  
1, Tim Maypray vs. VMI 9/15/07  
1, Jerry Butler, vs. Delaware 11/1/08



1981 defensive most valuable player Clyde Hoy is JMU's season tackles leader



Mickey Stinnett



Les Branich was JMU's quarterback from 1972-75



Dale Caparaso (35) had 487 tackles in three JMU seasons



Clint Kent

## Punt Returns

### Returns

8, L.C. Baker, vs. Lock Haven 9/4/05\*  
7, Tom Parisi, vs. Hampden-Sydney 9/27/75  
7, Anthony Archer, at Navy 10/21/90  
7, John Allen, vs. Northeastern 11/19/94  
Opp.: 6, John Ludlow, at Virginia Tech 9/27/80  
6, Rodney Oglesby, Georgia Southern 11/4/89  
6, Dan McNair, at Richmond 11/11/00

### Yards

183, Gary Clark, at Virginia 9/17/83  
Opp.: 119, DeAndrew Rubin, at South Florida 9/16/00

### Long

89, Gary Clark, at Virginia 9/17/83  
Opp.: 80, Darrick Brown, vs. Maine 10/24/98

### Touchdowns

2, Gary Clark (87, 89), at Virginia 9/17/83  
1, Pat Chester (52), at Virginia 10/13/79  
1, John Taylor (68), at Delaware State 10/8/83  
1, Rodney Oglesby (69), Georgia Southern 11/4/89  
1, Mike Dickinson (63), Central Florida 9/7/91  
1, David Primus (67), Samford 12/7/91  
1, Derrick Brown (80), vs. Maine 10/24/98  
1, DeAndrew Rubin (81), at South Florida 9/16/00

## Defense

### Interceptions

3, Bob Logan, at Emory & Henry 9/11/76  
3, Chris Jacobs, vs. Georgia Southern 11/2/85  
3, Mal Haith, Northeastern 11/14/87  
3, Matt Rojotte, at Massachusetts 10/2/93

### Interception Yards

100, Tony LeZotte, vs. Towson 11/19/05  
Opp.: 100, Rico Mack, Appalachian State 11/17/90  
100, Melvin Cunningham, at Marshall 12/3/94

## Interception TDs

1, Bob Logan (32), vs. Towson 9/18/76  
1, Jay Chambers (15), vs. California (Pa.) 10/9/76  
1, John Tuell (25), vs. Randolph-Macon 10/29/77  
1, Mike Thurman (62), at Merchant Marine 10/4/80  
1, Mike Thurman (53), at Virginia 9/18/82  
1, Chris Jacobs (43), vs. Virginia Military 9/27/86  
1, Shannon Vissman (27), vs. Newberry 9/29/90  
1, Don Phelps (43), vs. Towson 10/13/90  
1, Shane Henson (25), at Northeastern 11/23/91  
1, Quincy Waller (35), vs. Buffalo 9/3/94  
1, Steve Logan (6), at Boston University 10/1/94  
1, Quincy Waller (65), vs. McNeese State 9/16/95  
1, Paul Harris (44), vs. Richmond 10/28/95  
1, Quincy Waller (29), vs. Connecticut 11/11/95  
1, Tony Jordan (43), vs. Maine 10/5/96  
1, Tony Jordan (94), vs. William & Mary 10/12/96  
1, Tony Booth (37), vs. Rhode Island 11/15/97  
1, Zeb Clark (55), vs. Richmond 11/13/99  
1, Dennard Melton (32), vs. Lock Haven 9/2/00  
1, Dennard Melton (41), at Villanova 10/6/01  
1, Dennard Melton (37), at Massachusetts 10/20/01  
1, Isaiah Dottin-Carter (22), at Massachusetts 9/27/03  
1, Clint Kent (69), at William & Mary 12/10/04  
1, Chuck Suppon (33), at Hofstra 10/1/05  
1, Akeem Jordan (70), at Massachusetts 10/15/05  
1, Clint Kent (34), vs. Towson 11/19/05  
1, Tony LeZotte (100), vs. Towson 11/19/05  
1, Marcus Haywood (44) at New Hampshire 10/14/06  
1, Ronnell Brown (44) vs. Hofstra 10/4/08  
1, Jon Williams (62) at Maryland 9/12/09  
1, Mike Allen (44) at Massachusetts 11/19/11  
Opp.: 1, 17 times, last by Terence Taylor (24), at Villanova 10/4/03

1, Tony Jordan (94), vs. William & Mary 10/12/96

1, Tony Booth (37), vs. Rhode Island 11/15/97

1, Zeb Clark (55), vs. Richmond 11/13/99

1, Dennard Melton (32), vs. Lock Haven 9/2/00

1, Dennard Melton (41), at Villanova 10/6/01

1, Dennard Melton (37), at Massachusetts 10/20/01

1, Isaiah Dottin-Carter (22), at Massachusetts 9/27/03

1, Clint Kent (69), at William & Mary 12/10/04

1, Chuck Suppon (33), at Hofstra 10/1/05

1, Akeem Jordan (70), at Massachusetts 10/15/05

1, Clint Kent (34), vs. Towson 11/19/05

1, Tony LeZotte (100), vs. Towson 11/19/05

1, Marcus Haywood (44) at New Hampshire 10/14/06

1, Ronnell Brown (44) vs. Hofstra 10/4/08

1, Jon Williams (62) at Maryland 9/12/09

1, Mike Allen (44) at Massachusetts 11/19/11

Opp.: 1, 17 times, last by Terence Taylor (24), at Villanova 10/4/03

### Long

94, Tony Jordan, vs. William & Mary 10/12/96

Opp.: 100, Rico Mack, Appalachian State 11/17/90

100, Melvin Cunningham, at Marshall 12/3/94

### Tackles

26, Clyde Hoy, vs. Towson 11/7/81

25, Dean McCullough, vs. Massachusetts 9/6/86\*

### Sacks

4.5, Kwynn Walton, vs. Virginia Military 10/30/04

### Defensive TDs

2, Tom McGloin (2 FR), vs. Randolph-Macon 10/27/79

2, Dennard Melton (IR, FR), vs. Lock Haven 9/2/00

### Fumble Returns For TD

2, Tom McGloin, vs. Randolph-Macon 10/27/79

### Fumble Return Yards

99, Chris Morant, vs. Northeastern 11/7/98



# INDIVIDUAL SEASON

## Rushing

### Yards

1,770, Rodney Landers, 2008

### Attempts

314, Curtis Keaton, 1999

### Touchdowns

20, Curtis Keaton, 1999

### Average (50 att.)

6.9, Kelvin Griffin, 1985

### 100-Yard Games

10, Rodney Landers, 2008

### 200-Yard Games

3, Curtis Keaton, 1999

## Passing

### Yards

2,728, Michael Birdsong, 2013

### Completions

227, Michael Birdsong, 2013

### Attempts

376, Michael Birdsong, 2013

### Touchdown Passes

22, Michael Birdsong, 2013

### Interceptions Thrown

15, Michael Birdsong, 2013

### Percentage (50 att.)

.696 (149-214), Justin Rascati, 2005

### Efficiency


170.7, Rodney Landers, 2008

### 200-Yard Games

9, Michael Birdsong

### 300-Yard Games

2, Eria Williams. 1991. 1992



Bob Logan

2,  
Mike

Cawley, 1993  
2, Michael Birdsong, 2013

### Consecutive 200-Yard Games

8, Mike Cawley, 1995  
8, Michael Birdsong, 2013

## Receiving

### Receptions

82, Earnest Payton, 1998

### Yards

1,207 (64 rec.), David McLeod, 1993

### Touchdowns

14, Macey Brooks, 1996

### Average (25 rec.)

21.9 (29 rec.), David McLeod, 1991

### 100-Yard Games

6, David McLeod, 1993

## Total Offense

### Yards

3,304, Rodney Landers, 2008

### Plays

460, Mike Cawley, 1995

### Run-Pass Touchdowns

37 (16, 21), Rodney Landers, 2008

### All-Purpose Yards

2,024, Curtis Keaton, 1999

## Scoring

### Points

126, Curtis Keaton, 1999

### Touchdowns

21, Curtis Keaton, 1999

### Points Kicking

99, Dave Stannard, 2008

### PATs (Kick)

66, Dave Stannard, 2008

### PAT (Kick) Attempts (Kick)

68, Dave Stannard, 2008

### Field Goals

15, Scott Norwood, 1980  
15, John Coursey, 1994  
15, Cameron Starke, 2011

### Field Goal Attempts

23, John Coursey, 1994

## Punting

### Punts

70, Mickey Stinnett, 1983  
70, Nelson Garner, 1997

### Average

43.8 (62 punts), Chris Wright, 1998

## Kickoff Returns

### Returns

34, Delvin Joyce, 1998

### Yards

737 (29 ret.), Jay Jones, 1996

### Average (10 ret.)

34.1 (10 ret.), Scotty McGee, 2006

### Touchdowns

2, Dwight Robinson, 1993

## Punt Returns

### Returns

40, Anthony Archer, 1990

### Yards

411 (25 ret.), Delvin Joyce, 2000

### Average (10 ret.)

17.0 (17 ret.), Delvin Joyce, 1997

### Touchdowns

3, Scotty McGee, 2008

## Defense

### Interceptions

8, Tony Booth, 1997

### Int. Yards

146 (7 int.), Bob Logan, 1976  
146 (3 int.), Tony Jordan, 1996

### Int. TDs

2, Quincy Waller, 1995  
2, Tony Jordan, 1996  
2, Dennard Melton, 2001

### Tackles

167, Clyde Hoy, 1981

### Sacks

12, Chris Morant, 1999

### Defensive TDs

3, Dennard Melton, 2001 (2 Int., FR)  
3, Paul Harris, 1995 (2 Bl Punt, 1 Int)

### Fumble Returns For TD

2, Tom McGlooin, 1979  
2, Kevin Winston, 2006

### Fumble Return Yards

99, Chris Morant, 1998

### TD Off Punt Block

2, Paul Harris, 1995

### TD Off FG Block

1, Trey Townsend, 2002

\* Best Division I mark when all-time record did not occur at the Division I level

# Regular-season regular when overall and regular-season marks differ



Curtis Keaton



Justin Rascati



Eria Williams



# INDIVIDUAL CAREER

## Rushing

### Yards

4,168, Warren Marshall, 1982-86

### Attempts

737, Warren Marshall, 1982-86

### Touchdowns

32, Eriq Williams, 1989-92

### Average (100 att.)

6.4 (416-2,665), Kenny Sims, 1989-92

### 100-Yard Games

20, Warren Marshall, 1982-86

### Consecutive 100-Yard Games

6, Rodney Landers 2005-08

### 200-Yard Games

4, Curtis Keaton, 1998-99

### Consecutive 200-Yard Games

3, Curtis Keaton, 1998-99

## Passing

### Yards

6,482, Mike Cawley, 1993-95

### Completions

487, Justin Rascati, 2004-06

### Attempts

863, Mike Cawley, 1993-95

### Touchdown Passes

51, Justin Rascati, 2004-06

### Consecutive Games With TD Pass

10, Eric Green, 1984-87

## Interceptions

39, Tom Bowles, 1979-83

35, Eriq Williams, 1989-92\*

### Percentage (100 att.)

.669 (487-728), Justin Rascati, 2004-06

### Efficiency

158.1, Rodney Landers, 2005-08

### 200-Yard Games

19, Mike Cawley, 1993-95

### 300-Yard Games

4, Eriq Williams, 1989-92

## Receiving

### Receptions

185, Earnest Payton, 1997-2000

### Yards

2,899, David McLeod, 1990-93

### Touchdowns

25, Macey Brooks, 1993-96

### Average (40 rec.)

20.9 (67 rec.), Dwayne Hayes, 1988-91

### 100-Yard Games

11, Gary Clark, 1980-83

## Total Offense

### Yards

7,678, Eriq Williams, 1989-92

### 300-Yard Games

6, Rodney Landers, 2005-08

### Plays

1,259, Eriq Williams, 1989-92

### Run-Pass Touchdowns

72, Eriq Williams, 1989-92

### All-Purpose Yards

5,659, Delvin Joyce, 1997-2000

## Scoring

### Points

231, David Rabil, 2003-06

### Touchdowns

34, Warren Marshall, 1982-86

### Points Kicking

231, David Rabil, 2003-06

### PATs (Kick)

135, David Rabil, 2003-06

### PAT (Kick) Attempts

138, David Rabil, 2003-06

### Consecutive Points After Touchdown

76, David Rabil, 2003-06

### Field Goals

39, John Coursey, 1993-96

### Field Goal Attempts

57, Scott Norwood, 1978-81

53, John Coursey, 1993-96\*

### Consecutive Field Goals

16, John Coursey, 1993-96

## Punting

### Punts

203, Nick Englehart, 2002-05

### Average (50 punts)

43.5 (64 punts), Chris Wright, 1996, 1998

## Kickoff Returns

### Returns

89, Delvin Joyce, 1997-2000

### Yards

2,166 (71 ret.), Scotty McGee, 2006-0900

### Average (20 returns)

30.5 (71 ret.), Scotty McGee, 2006-09

### Touchdowns

3, Dwight Robinson, 1991-94

3, Scotty McGee, 2006-09

## Punt Returns

### Returns

104, Delvin Joyce, 1997-2000

### Yards

1,488, Delvin Joyce, 1997-2000



Mike Cawley



Delvin Joyce

### Average (20 returns)

14.3 (104 ret.), Delvin Joyce, 1997-2000

### Touchdowns

3, Gary Clark, 1980-83

3, Scotty McGee, 2006-08

## Defense

### Interceptions

13, Bob Logan, 1975-77

13, Clint Kent, 2002-05

### Interception Yards

229 (13 int.), Bob Logan, 1975-77

201 (8 int.), Cortez Thompson, 2001-04\*

### Interception TDs

3, Quincy Waller, 1993-95

3, Dennard Melton, 1999-2001

### Tackles

506, Charles Haley, 1982-85

### Sacks

33, Chris Morant, 1998-2000

### Defensive TDs

5, Dennard Melton, 2000-03

### Fumble Returns For TD

2, Tom McGloin, 1978-79

2, Dennard Melton, 2000-03

2, Kevin Winston, 2003-06

2, Arthur Moats, 2006-09

### Fumble Return Yards

99, Chris Morant, 1998-2000

### TD Off Punt Block

2, Paul Harris, 1993-95

2, Mike Sullenberger, 1981-84


2, Corwin Acker, 2008-09

### TD Off FG Block

1, Trey Townsend, 2001-04

\* Best Division I mark when all-time record did not occur at the Division I level

# Regular-season regular when overall and regular-season marks differ



Warren Marshall ran for 4,168 yards as a JMU player from 1982-86



John Coursey



# TEAM GAME RECORDS

\* Best Division I mark when all-time record did not occur at the Division I level

## Rushing

### Yards

501, vs. Frostburg State 10/23/76  
442, vs. Towson 10/12/91\*  
Opp: 520, vs. Delaware 10/21/95

### Fewest Yards

(-27), vs. Richmond 10/25/97  
Opp: (-35), vs. Bloomsburg 9/2/89  
(-15), vs. Florida Atlantic 9/14/02\*

### Attempts

84, at Richmond 9/22/90  
Opp: 80, vs. Richmond 10/13/01

### Fewest Attempts

11, vs. Richmond 10/13/01  
Opp: 13, vs. Lock Haven 9/4/93  
14, at Rhode Island 9/22/12

### First Downs

30, vs. Charlotte 9/21/13  
Opp: 29, vs. Delaware 10/21/95

### Fewest First Downs

1, at Richmond 11/11/00  
1, vs. Richmond 10/13/01  
1, at Delaware 10/12/02  
Opp: 0, vs. Towson 10/14/89  
0, vs. Lock Haven 9/2/00

### Touchdowns

9, vs. Gallaudet 11/16/74  
8, vs. Morgan State 9/2/95\*  
Opp: 7, at Virginia 10/13/79  
6, at Connecticut 9/18/93\*  
6, vs. Delaware 10/21/95\*  
6, at Virginia Tech 9/4/99\*  
6, at Villanova 10/6/01\*

## Passing

### Yards

388, vs. Hofstra 9/12/98  
Opp: 449, at New Hampshire 11/9/13

### Fewest Yards

0, vs. Randolph-Macon 10/27/79  
0, vs. William & Mary 11/13/10\*  
11, at Villanova 9/18/04\*  
Opp: (-1), vs. Morehead State 11/10/79  
6, at Rhode Island 11/2/02\*

### Completions

34, at Villanova 10/6/01  
Opp: 41, vs. Richmond 10/12/13

### Fewest Completions

0, vs. Randolph-Macon 10/27/79  
0, vs. William & Mary 11/13/10\*  
Opp: 0, at Shepherd 10/2/76  
0, vs. Shepherd 10/1/77  
0, at Mars Hill 10/8/77  
1, at Rhode Island 11/2/02\*

### Attempts

58, at Villanova 10/6/01  
Opp: 64, vs. Richmond 10/12/13

### Fewest Attempts

1, vs. William & Mary 11/13/10  
Opp: 1, at Shepherd 10/2/76  
5, at Richmond 11/11/00\*

### Percentage (10 att.)

.867 (13-15), at Rhode Island 11/2/02  
Opp: .957 (22-23), at North Carolina  
9/3/11

## Worst Percentage

.000 (0-4), vs. Randolph-Macon 10/27/79  
.000 (0-1) vs. William & Mary 11/13/10  
.182 (4-22), at Virginia 10/13/79\*  
.182 (2-11), at VMI 10/17/87\*  
Opp: .000 (0-1), at Shepherd 10/2/76  
.000 (0-3), vs. Shepherd 10/1/77  
.000 (0-7), at Mars Hill 10/8/77  
.111 (2-18), at Northeastern 11/1/86\*

## Touchdown Passes

5, vs. Richmond 10/26/91  
5, vs. Stony Brook 11/16/13  
Opp: 5, C.W. Post 10/10/81  
5, at Richmond 9/12/92  
5, at Villanova 10/4/97  
5, at Massachusetts 10/20/01  
5, vs. West Virginia 9/15/12

## Interceptions Thrown

6, vs. Delaware 11/3/01  
Opp: 6, at Gallaudet 11/17/73  
5, vs. Northeastern 11/23/91\*  
5, at Maine 9/27/97\*  
5, at Villanova 10/6/01\*

## First Downs

17, at William and Mary 10/31/81  
17, vs. Villanova 9/29/07  
Opp: 23, vs. Villanova 9/28/02

## Fewest First Downs

0, several times, last vs. William & Mary 11/13/10  
Opp: 0, three times, last vs. Morehead State  
11/10/79  
1, vs. Davidson 10/26/85\*  
1, vs. Georgia Southern 11/5/88\*  
1, vs. Newberry 9/29/90\*  
1, vs. Hampton 8/31/02\*  
1, at Rhode Island 11/2/02\*  
1, at Villanova 10/25/08\*

## Total Offense

### Yards

657, vs. St. Paul's 10/4/86  
611, vs. Towson 10/12/91\*  
Opp: 632, at Central Florida 11/14/92

### Fewest Yards

107, at Mars Hill 10/8/77  
111, at Richmond 11/11/00\*  
Opp: 69, vs. Lock Haven 9/2/00  
88, vs. Delaware State 9/17/05\*

### Plays

96, at Richmond 9/22/90  
Opp: 102, vs. Boston University 10/7/95

## Fewest Plays

39, vs. Richmond 10/20/01  
Opp: 41, vs. Richmond 10/1/11  
42, at Rhode Island 9/22/12

## First Downs

38, vs. Saint Francis 9/1/12  
Opp: 34, vs. Boston University 10/7/95

## Fewest First Downs

5, vs. William and Mary 9/24/88  
Opp: 2, vs. Lock Haven 9/2/00  
5, vs. Delaware State 9/17/05\*

## All-Purpose Yards

834, vs. Lock Haven 9/2/00  
795, vs. Villanova 10/7/00\*  
Opp: 772, at Central Florida 11/14/92

## Fewest All-Purpose Yards

153, at Randolph-Macon 10/30/76  
179, at Maine 9/29/01\*  
Opp: 175, at Villanova 9/18/04

## Scoring

### Points

76, vs. Morgan State 9/2/95  
Opp: 69, at Virginia 10/13/79  
49, at Virginia Tech 9/5/92\*  
49, at Richmond 9/12/92\*  
49, at Youngstown State 9/26/92\*  
49, at Villanova 10/4/97\*  
49, vs. Delaware 10/18/97\*

### Touchdowns

11, vs. Gallaudet 11/16/74  
10, vs. Morgan State 9/2/95\*  
Opp: 10, at Virginia 10/13/79  
7, at Virginia Tech 9/5/92\*  
7, at Richmond 9/12/92\*  
7, at Youngstown State 9/26/92\*  
7, at Villanova 10/4/97\*  
7, vs. Delaware 10/18/97\*

### Points Kicking

16, vs. Morgan State 9/2/95  
Opp: 12, vs. Furman 10/17/81  
14, at, Richmond 10/19/02

### PATs (Kick)

10, vs. Morgan State 9/2/95  
10, vs. Lock Haven 9/2/00  
Opp: 9, at Virginia 10/13/79  
7, at Virginia Tech 9/5/92\*  
7, at Youngstown State 9/26/92\*  
7, at Villanova 10/4/97\*  
7, vs. Delaware 10/18/97\*

## PAT (Kick) Attempts

10, vs. Gallaudet 11/16/74  
10, vs. Morgan State 9/2/95  
10, vs. Lock Haven 9/2/00  
Opp: 10, at Virginia 10/13/79  
7, at Virginia Tech 9/5/92\*  
7, at Youngstown State 9/26/92\*  
7, at Villanova 10/4/97\*  
7, vs. Delaware 10/18/97\*

## Field Goals

3, vs. Morehead State 11/10/79  
3, vs. Liberty 10/11/80  
3, vs. East Tennessee State 11/8/80  
3, vs. East Tennessee State 9/25/82  
3, at Delaware 10/8/94  
3, at William and Mary 9/10/95  
3, at Villanova 10/2/99  
3, at Hofstra 11/20/99  
3, vs. Villanova 10/7/00  
3, vs. Florida Atlantic 9/14/02  
3, vs. Richmond 10/27/07  
3, at Delaware 9/28/13  
Opp: 4, at Richmond 10/19/02  
4, vs. Richmond 10/12/13

## Field Goal Attempts

5, vs. Morehead State 11/10/79  
5, at Rhode Island 10/14/00  
5, vs. Florida Atlantic 9/14/02  
Opp: 6, vs. Middle Tennessee State 9/10/94

## Two-Point Conversions

2, at Shepherd 10/5/74  
2, vs. Morehead State 9/19/87  
2, at William and Mary 9/28/91  
Opp: 2, Six times, last at Richmond 9/12/92

## Largest Victory

72 points (72-0), vs. Lock Haven 9/2/00  
69 points (76-7), vs. Morgan State 9/2/95\*

## Worst Defeat

60 points (69-9), at Virginia 10/13/79  
47 points (47-0), at Virginia Tech 9/4/99\*  
45 points (45-0), at Appalachian State 9/12/81\*

## 1st-Quarter Points


23, vs. Randolph-Macon 10/27/79  
21, vs. East Tennessee State 11/8/86\*  
21, vs. Georgia Southern 10/19/91\*  
21, vs. Charleston Southern 11/15/03\*  
21, at William & Mary 12/10/04\*  
21, vs. Towson 11/19/05\*  
21, vs. Northeastern 9/23/06\*  
21, at William & Mary 11/10/07\*  
21, vs. North Carolina Central 9/6/08\*  
Opp: 21, vs. Salisbury State 10/13/73  
21, at Liberty 11/2/91  
21, at North Carolina 9/1/07  
21, vs. West Virginia 9/15/12

## 2nd-Quarter Points

35, vs. Morgan State 9/2/95  
Opp: 34, at Virginia 10/13/79  
21, vs. Appalachian State 9/11/82\*  
21, vs. Lafayette 10/22/83\*  
21, at West Virginia 9/25/04\*

## 3rd-Quarter Points

28, vs. Lock Haven 9/4/04  
21, at Morehead State 9/15/84\*  
21, at Delaware 11/3/07\*  
21, vs. Appalachian State 9/20/08\*  
21, vs. Richmond 10/12/13  
Opp: 21, at Appalachian State 9/12/81  
21, at Liberty 9/22/84  
21, at Virginia Tech 9/5/92  
21, at Central Florida 11/14/92  
21, at Villanova 10/4/97  
21, vs. Delaware 10/18/97  
21, vs. Old Dominion 11/17/12



Coach Challance McMillin and quarterback John Bowers led JMU to a No. 9 national ranking in 1978



# TEAM GAME RECORDS



Tony Jordan



Bill Lindner



Dion Foxx



Alonzo Bowler



Mike King

## 4th-Quarter Points

28, vs. Lock Haven 9/2/00  
 24, vs. Villanova 10/7/00\*  
 Opp: 22, vs. Shippensburg 11/13/82  
 22, vs. Richmond 10/12/13

## 1st-Half Points

49, vs. Morgan State 9/2/95  
 Opp: 48, at Virginia 10/13/79  
 34, at Richmond 9/12/92\*

## 2nd-Half Points

42, vs. Lock Haven 9/2/00  
 35, at Northeastern 11/6/93\*  
 35, vs. Appalachian State 9/20/08\*  
 Opp: 35, at Virginia Tech 9/5/92

## Punting

### Punts

11, vs. Frostburg State 10/19/74  
 11, vs. Mars Hill 9/30/78  
 11, at Virginia 10/13/79  
 10, at Virginia Tech 9/27/80\*  
 10, at Appalachian State 9/12/81\*  
 10, at Virginia 9/18/82\*  
 10, vs. Delaware 9/29/83\*  
 10, vs. Richmond 10/25/97\*  
 10, at Virginia Tech 9/4/99\*  
 10, at Richmond 11/11/00\*  
 Opp: 12, vs. Buffalo 9/3/94

### Fewest Punts

0, vs. Gallaudet 11/16/74  
 0, at Georgia Southern 11/15/86  
 0, at Virginia Military 9/30/06  
 0, at Rhode Island 10/13/07  
 0, vs. Montana 12/12/08  
 0, vs. Towson 11/21/09  
 Opp: 0, at Georgia Southern 11/15/86  
 0, vs. Delaware 10/21/95

### Average

52.5, at Youngstown State 9/26/92  
 Opp: 53.5, at Duke 8/30/08

### Worst Average

4.0, at William & Mary 11/10/07  
 Opp: 9.0, vs. William and Mary 11/10/90

## Blocked Punts

2, vs. Salisbury State 10/15/77  
 2, vs. Randolph-Macon 10/27/79  
 2, at Davidson 10/13/84  
 2, at Boston University 9/17/88  
 2, vs. William and Mary 10/22/94  
 2, vs. Morgan State 9/2/95  
 2, at William & Mary 11/10/07  
 Opp: 2, at Towson 9/16/78  
 2, at Liberty 9/20/86  
 2, at Youngstown State 11/9/91  
 2, vs. McNeese State 9/16/95  
 2, at North Carolina 9/1/07

## Penalties

### Penalties

15, at Massachusetts 9/26/87  
 Opp: 16, vs. Richmond 10/5/85

### Fewest Penalties

0, vs. Towson 10/6/12  
 Opp: 0, at Navy 9/3/88  
 0, vs. Rhode Island 11/15/97  
 0, vs. Northeastern 9/23/06

### Yards Penalized

165, vs. East Tennessee State 11/8/86  
 Opp: 165, vs. Richmond 10/5/85

### Fewest Yards Penalized

0, vs. Towson 10/6/12  
 Opp: 0, at Navy 9/3/88  
 0, vs. Rhode Island 11/15/97  
 0, vs. Northeastern 9/23/06

## Kickoff Returns

### Returns

10, at Shippensburg 11/12/77  
 8, at Georgia Southern 11/15/86\*  
 8, at Marshall 11/28/87\*  
 8, at Connecticut 9/18/93\*  
 8, vs. Hofstra 9/12/98\*  
 8, at Delaware 11/3/07\*  
 Opp: 10, vs. Gallaudet 11/16/74  
 10, vs. Villanova 10/7/00  
 10, vs. Delaware State 9/17/05

### Fewest Returns

0, several times  
 Opp: 0, several times

### Yards

268, at Richmond 10/19/96  
 Opp: 247, vs. Delaware State 9/17/05

## Fewest Yards

(-4), vs. Towson 11/23/85  
 Opp: 0, several times

## Touchdowns

1, vs. Liberty 9/24/83  
 1, vs. Lock Haven 9/4/93  
 1, at William and Mary 10/30/93  
 1, vs. Villanova 10/15/94  
 1, vs. Boston University 10/7/95  
 1, at Richmond 10/19/96  
 1, vs. Richmond 10/25/97  
 1, vs. Northeastern 11/7/98  
 1, at Youngstown State 11/25/06  
 1, vs. Towson 11/1/07  
 1, vs. Appalachian State 9/20/08  
 1, vs. Richmond 10/12/13  
 Opp: 1, at Morehead State 9/15/84  
 1, at Liberty 11/2/91  
 1, vs. Virginia Military 9/15/07  
 1, vs. Delaware 11/1/08  
 1, at Maryland 9/12/09

## Punt Returns

### Returns

8, vs. Lock Haven 9/4/04  
 7, at Towson 10/13/90\*  
 7, at Navy 10/27/90\*  
 7, at Northeastern 11/6/93\*  
 7, vs. Northeastern 11/19/94\*  
 Opp: 7, at Virginia Tech 9/27/80  
 7, at East Tennessee State 11/21/81  
 7, vs. Towson 11/19/83

### Yards

183, at Virginia 9/17/83  
 Opp: 119, at South Florida 9/16/00

### Fewest Yards

(-16), vs. Liberty 9/21/85  
 Opp: (-10), vs. Massachusetts 9/20/97

## Touchdowns

2, at Virginia 9/17/83  
 Opp: 1, at Virginia 10/13/79  
 1, at Delaware State 10/8/83  
 1, vs. Georgia Southern 11/4/89  
 1, vs. Central Florida 9/7/91  
 1, vs. Samford 12/7/91  
 1, at South Florida 9/16/00

## Turnovers

### JMU Total

8, at Towson 9/15/79  
 8, at Virginia 10/13/79  
 7, at William and Mary 10/31/81\*  
 7, at Richmond 11/15/83\*  
 7, at Appalachian State 10/19/85\*  
 7, at Liberty 9/20/86\*  
 7, at Towson 11/22/86\*  
 7, vs. Morehead State 9/19/87\*  
 7, at Northeastern 11/8/97\*  
 7, at Northeastern 11/23/02\*  
 7, at New Hampshire 11/8/03\*  
 Opp: 9, vs. Emory and Henry 10/26/74  
 7, vs. Towson State 11/23/85\*  
 7, at Northeastern 11/23/91\*

### Fumbles

9, vs. Liberty 9/21/85  
 9, vs. Davidson 10/26/85  
 Opp: 11, vs. Randolph-Macon 10/27/79  
 8, at Villanova 9/18/04\*

### Fumbles Lost

6, at Virginia 10/13/79  
 5, vs. Hampton 10/24/81\*  
 5, vs. Liberty 9/21/85\*  
 5, at Appalachian State 10/19/85\*  
 5, at Liberty 9/20/86\*  
 5, vs. Morehead State 9/19/87\*  
 5, at Northeastern 11/23/02\*  
 5, at Villanova 9/18/04\*  
 Opp: 8, vs. Emory and Henry 10/26/74  
 4, at Appalachian State 9/12/81\*  
 4, at Liberty 9/22/84\*  
 4, at Towson 11/17/84\*  
 4, at Delaware 9/8/84\*  
 4, at Marshall 12/3/94\*  
 4, at Villanova 9/18/04\*

## Interceptions By

### JMU

6, at Gallaudet 11/17/73  
 5, at Northeastern 11/23/91\*  
 5, at Maine 9/27/97\*  
 5, at Villanova 10/6/01\*  
 Opp: 6, vs. Delaware 11/3/01

### Yards

137, vs. Towson 11/19/05  
 Opp: 100, vs. Appalachian State 11/17/90  
 100, at Marshall 12/3/94

### Touchdowns

2, vs. Towson 11/19/05  
 Opp: 2, vs. Northeastern 11/2/96



Marty Fitzgerald (51) had a 23-tackle effort in a 1987 JMU game



# TEAM SEASON RECORDS

\* Best Division I mark when all-time record did not occur at the Division I level  
#Regular-season record

## Rushing

### Yards

3,959, 2008; 3,067#, 2008  
Opp. 2,798, 1992

### Fewest Yards

859, 1997  
Opp. 1,152, 1989; 924#, 2006

### Attempts

753, 2004; 604#, 1976; 583, 1986\*  
Opp. 556, 1983

### Fewest Attempts

349, 1995  
Opp. 371, 2004

### First Downs

209, 2008; 153#, 2008  
Opp. 166, 1992

### Fewest First Downs

56, 1997  
Opp. 70, 1975, 2006\*; 64#, 2004

### Touchdowns

43, 2008; 37#, 2008  
Opp. 30, 1992

## Fewest Touchdowns

8, 1996  
Opp. 7, 1975, 1978; 6, 2004#; 9, 2004\*

## Passing

### Yards

2,813, 2013  
Opp. 3,568, 2004; 2,562#, 1999

### Fewest Yards

628, 1975; 999, 1980\*  
Opp. 819, 1979; 1,451, 1980\*

### Completions

229, 2013  
Opp. 326, 2004; 227#, 2012

### Fewest Completions

37, 1975; 67, 1989\*  
Opp. 58, 1977; 107, 1980\*

### Attempts

385, 2013  
Opp. 517, 2004; 414#, 1999

### Fewest Attempts

83, 1975; 140, 1980\*  
Opp. 158, 1977; 225, 1980\*

### Percentage

.684, 2005  
..... Opp. .642, 2006

### Worst Percentage

.384, 1987  
Opp. .367, 1977; .472, 1986\*

### Touchdown Passes

23, 2013  
Opp. 23, 2004; 22#, 1997

### Fewest Touchdown Passes

1, 1975; 2, 1990\*  
.. Opp. 2, 1975; 6, 1989\*

### Interceptions

23, 1983  
Opp. 19, 1978; 17, 1987\*, 1997\*

### Fewest Interceptions

5, 2007, 2008; 3#, 2008  
..... Opp. 6, 2006

### First Downs

119, 2004; 118#, 1995  
Opp. 177, 2004; 123#, 2004

### Fewest First Downs

27, 1975; 41, 1980\*  
.Opp. 36, 1977; 61, 1990\*

## Total Offense

### Yards

5,620, 2008; 4,552#, 1991  
.....Opp. 5,191, 1992

### Fewest Yards

2,443, 1977; 2,678, 1980\*  
Opp. 2,494, 1978; 2,904, 1989\*

### Plays

1,067, 2004; 802#, 1982, 2002  
Opp. 1,011, 2004; 910#, 1999

### Fewest Plays

612, 1975; 647, 1980\*  
Opp. 639, 1975; 669, 1989\*



Edgar Ausberry carries against Shepherd's junior varsity in JMU's first game Oct. 7, 1972. The game was played on the current intra-mural field beside Godwin Hall.



Chris Morant was the Atlantic 10 Defensive Player of the Year in 1999.

## First Downs

319, 2004; 237#, 1992  
Opp. 276, 2004; 274#, 1992

## Fewest First Downs

136, 1977, 1980  
Opp. 133, 1977; 158, 1989\*

## All-Purpose Yards

7,157, 2008; 5,815#, 1992  
Opp. 6,527, 1992

## Fewest All-Purpose Yards

3,168, 1977; 3,722, 1980\*  
Opp. 3,339, 1978; 3,898, 1985\*

## Scoring

### Points

534, 2008; 438#, 2008  
Opp. 355, 1992

### Fewest Points

125, 1975; 142, 1980\*  
Opp. 75, 1975; 156, 1987\*

### Touchdowns

71, 2008; 59#, 2008  
Opp. 50, 1992

### Fewest Touchdowns

14, 1980  
Opp. 10, 1975; 19, 1987\*, 1989\*

### Points Kicking

102, 2008; 85#, 2007  
Opp. 78, 2003

### Fewest Points Kicking

14, 1977; 25, 1985\*  
Opp. 13, 1975; 33, 1980\*

### PATs (Kick)

66, 2008; 55#, 2008  
Opp. 40, 1992



# TEAM SEASON RECORDS

## Fewest PATs (Kick)

9, 1980  
Opp. 4, 1975; 12, 1989\*, 1994\*

## PAT (Kick) Attempts

68, 2008; 57#, 2008  
Opp. 44, 1992

## Fewest PAT (Kick) Attempts

10, 1980  
Opp. 6, 1975; 14, 2005\*

## Field Goals

15, 1980, 1994, 2011  
Opp. 16, 2003

## Fewest Field Goals

1, 1977; 2, 1985\*  
Opp. 3, 1975, 1978, 1992

## Field Goal Attempts

23, 1994  
Opp. 21, 1995

## Two-Point PAT

4, 1974, 1981, 1986, 1991  
Opp. 5, 1980

## Safeties

3, 2000  
Opp. 2, 1986, 2002, 2012

## Punting

### Punts

72, 1997  
Opp. 77, 1983

### Fewest Punts

37, 2007; 35#, 2007  
Opp. 37, 1992

### Average

42.8, 1997  
Opp. 39.9, 1999



Rodney Landers led JMU to a single-season school rushing record of 3,959 yards in 2008.

## Worst Average

29.5, 1974; 33.4, 1994\*  
Opp. 29.6, 1995

## Blocked Punts

7, 1977; 4, 1991\*, 1998\*  
Opp. 6, 1995

## Penalties

### Penalties

100, 2004; 91#, 2000  
Opp. 84, 2003, 2004

### Fewest Penalties

50, 1997  
Opp. 41, 1989

### Yards Penalized

847, 2004; 827#, 1981  
Opp. 787, 2003

### Fewest Yards Penalized

382, 1997  
Opp. 349, 1982; 343#, 2006

### First Downs By Penalty

23, 2004; 22#, 2001  
Opp. 28, 1984

### Fewest First Downs By Penalty

2, 2009  
Opp. 9, 2005; 8#, 2004

## Kickoff Returns

### Returns

52, 2008; 50#, 1998, 2007  
Opp. 71, 2008; 59#, 1993, 2008

### Fewest Returns

17, 1975; 30, 1985\*, 2005\*  
Opp. 21, 1975; 22, 1981\*

### Return Yards

1,163, 2007; 1,037#, 1992, 2007  
Opp. 1,301, 2008; 1,093#, 1992

### Fewest Return Yards

283, 1975; 493, 1985\*  
Opp. 371, 1975; 400, 1981\*

### Returns For Touchdowns

2, 1993  
Opp. 1, 1984, 1991, 2007, 2008

## Punt Returns

### Returns

43, 1990  
Opp. 38, 1997

### Fewest Returns

18, 1979; 19, 1992\*  
Opp. 1, 2012

### Return Yards

485, 2000  
Opp. 418, 1998

### Fewest Return Yards

65, 1979; 70, 1985\*  
Opp. 3, 2012

### Returns For Touchdowns

3, 2008  
Opp. 1, 1979, 1983, 1989, 1991, 1998, 2000

## Turnovers

### JMU Total

48, 1985  
Opp. 45, 1979; 33, 1987\*

### Fewest Turnovers

10, 2006; 9#, 2006  
Opp. 13, 2006; 12#, 2007, 2012

### Interceptions Thrown

23, 1983  
Opp. 19, 1978; 17, 1987\*, 1997\*

### Fewest Interceptions

5, 2007, 2008; 3#, 2008  
Opp. 6, 2006

### Interception Return Yards

342, 2004; 311#, 2005  
Opp. 337, 1996

### Fewest Interception Return Yards

28, 1981  
Opp. 9, 2011

### Fumbles

53, 1985  
Opp. 54, 1979; 40, 1987\*

### Fewest Fumbles

8, 2006; 7#, 2006  
Opp. 1, 2012

### Fumbles Lost


30, 1985  
Opp. 29, 1979; 18, 1984\*, 1993\*

### Fewest Fumbles Lost

4, 2006; 3#, 2006  
Opp. 4, 2011, 2012



# TOP 10 LISTS




Gary Clark

## Game

\*NCAA Playoff Game

### Rushing Yards

Warren Marshall vs. William & Mary 10/25/86	264
Dae'Quan Scott at Massachusetts 11/19/11	251
Warren Marshall at Liberty 9/22/84	247
Curtis Keaton vs. Villanova 9/19/98	241
Kelvin Jeter vs. Troy State 11/26/94*	240
Curtis Keaton vs. Connecticut 10/23/99	237
Ron Stith vs. California (Pa.) 10/9/76	216
Jordan Anderson vs. Maine 10/8/11	213
Curtis Keaton vs. South Florida 10/30/99	210
Curtis Keaton at William & Mary 10/16/99	207




David McLeod

### Rushing Attempts

Curtis Keaton at Delaware 11/21/98	38
Kelvin Jeter vs. William & Mary 10/12/96	36
Raymond Hines vs. William & Mary 11/13/04	36
Kenny Sims at Central Florida 11/14/92	35
Curtis Keaton vs. Villanova 9/19/98	35
Anthony Moore vs. Rhode Island 11/15/97	34
Curtis Keaton at New Hampshire 9/18/99	34
Curtis Keaton vs. South Florida 10/30/99	34
Warren Marshall vs. William & Mary 10/25/86	33
Curtis Keaton vs. Richmond 11/13/99	33

### Rushing Touchdowns

Kelvin Jeter vs. Morgan State 9/2/95	5
Curtis Keaton vs. Connecticut 10/23/99	5
Mike Cawley vs. Connecticut 11/12/94	4



Eric Green

### Passing Yards

Greg Maddox vs. Hofstra 9/12/98	388
Matt LeZotte at Villanova 10/6/01	376
Michael Birdsong vs. Stony Brook 11/16/13	355
Eriq Williams vs. Richmond 10/26/91	348
Tom Bowles at William & Mary 10/31/81	345
Justin Thorpe at Rhode Island 9/22/12	340
Mike Cawley at Villanova 9/23/95	329
Mike Cawley vs. New Hampshire 10/16/93	320
Mike Cawley at Connecticut 9/18/93	313
Michael Birdsong at Akron 9/7/13	310

### Pass Attempts

Matt LeZotte at Villanova 10/6/01	58
Mike Cawley vs. Delaware 10/21/95	48
Greg Maddox vs. Hofstra 9/12/98	47
Mike Cawley at Connecticut 9/18/93	44
Mike Cawley at Villanova 9/23/95	43
Greg Maddox vs. New Hampshire 9/28/96	43
Michael Birdsong at New Hampshire 11/9/13	43
Michael Birdsong at Akron 9/7/13	42
Mike Cawley vs. Richmond 10/28/95	41
Greg Maddox at Delaware 10/26/96	41
Charles Berry at South Florida 9/16/00	41

### Pass Completions

Matt LeZotte at Villanova 10/6/01	34
Mike Cawley vs. Delaware 10/21/95	31
Michael Birdsong at Akron 9/7/13	29
Mike Cawley at Connecticut 9/18/93	28
Greg Maddox vs. Hofstra 9/12/98	26
Matt LeZotte vs. Northeastern 11/22/03	26
Justin Thorpe at Rhode Island 9/22/12	26
Willie Gonzalez vs. Shippensburg 9/7/96	25
Rodney Landers vs. Villanova 9/29/07	25
Michael Birdsong at New Hampshire 11/9/13	24
Mike Cawley at Villanova 9/23/95	23
Michael Birdsong vs. Stony Brook 11/16/13	23

Kenny Sims



Alan Harrison

## Season

### Rushing Yards

Rodney Landers (2008)	1,770
Curtis Keaton (1999)	1,719
Dae'Quan Scott (2011)	1,304
Warren Marshall (1986)	1,284
Rodney Landers (2007)	1,273
Kenny Sims (1991)	1,199
Warren Marshall (1985)	1,181
Kenny Sims (1992)	1,157
Eugene Holloman (2006)	1,085
Curtis Keaton (1998)	1,064

### Rushing Attempts

Curtis Keaton (1999)	314
Rodney Landers (2008)	268
Dae'Quan Scott (2013)	239
Dae'Quan Scott (2011)	237
Warren Marshall (1986)	223
Curtis Keaton (1998)	223
Rodney Landers (2007)	223
Warren Marshall (1985)	219
Raymond Hines (2004)	213
Alvin Banks (2003)	202

### Rushing Touchdowns

Curtis Keaton (1999)	20
Rodney Landers (2008)	16
Kenny Sims (1992)	14
Mike Cawley (1994)	12
Rodney Landers (2007)	12
Dae'Quan Scott (2011)	12
Eriq Williams (1991)	11
Steve Agee (1993)	10
Curtis Keaton (1998)	10
Raymond Hines (2004)	10
Justin Rascati (2004)	10
Griff Yancey (2008)	10
Justin Thorpe (2012)	10

### Passing Yards

Michael Birdsong (2013)	2,813
Mike Cawley (1995)	2,459
Justin Rascati (2004)	2,045
Justin Rascati (2006)	2,045
Mike Cawley (1994)	2,035
Mike Cawley (1993)	1,988
Eriq Williams (1992)	1,949
Eriq Williams (1991)	1,914
Greg Maddox (1998)	1,856
Justin Rascati (2005)	1,822

### Pass Attempts

Michael Birdsong (2013)	376
Mike Cawley (1995)	361
Greg Maddox (1998)	297
Justin Rascati (2004)	283
Greg Maddox (1997)	268
Mike Cawley (1994)	263
Mike Cawley (1993)	239
Matt LeZotte (2003)	239
Eriq Williams (1992)	231
Justin Rascati (2006)	231

### Pass Completions

Michael Birdsong (2013)	227
Mike Cawley (1995)	196
Justin Rascati (2004)	185
Greg Maddox (1998)	164
Justin Rascati (2006)	153
Mike Cawley (1994)	152
Justin Rascati (2005)	149
Matt LeZotte (2003)	143
Greg Maddox (1997)	136
Eriq Williams (1992)	134

## Career

### Rushing Yards

Warren Marshall (1982-86)	4,168
Rodney Landers (2005-08)	3,477
Curtis Keaton (1998-99)	2,783
Alvin Banks (2003-06)	2,694
Kenny Sims (1989-92)	2,665
Maurice Fenner (2003-06)	2,534
Eriq Williams (1989-92)	2,322
Greg Medley (1986-89)	2,319
Eugene Holloman (2006-08)	2,311
Ron Stith (1973-76)	2,308

### Rushing Attempts

Warren Marshall (1982-86)	737
Eriq Williams (1989-92)	642
Alvin Banks (2003-06)	551
Rodney Landers (2005-08)	540
Curtis Keaton (1998-99)	537
Maurice Fenner (2003-06)	473
Butch Robinson (1977-80)	453
Greg Medley (1986-89)	448
Dae'Quan Scott (2009-12)	440

### Rushing Touchdowns

Eriq Williams (1989-92)	32
Rodney Landers (2005-08)	31
Curtis Keaton (1998-99)	30
Warren Marshall (1982-86)	29
Maurice Fenner (2003-06)	29
Alvin Banks (2003-06)	28
Kenny Sims (1989-92)	25
Dae'Quan Scott (2009-12)	24
Ron Stith (1973-76)	23
Mike Cawley (1993-95)	22

### Passing Yards

Mike Cawley (1993-95)	6,482
Justin Rascati (2004-06)	5,912
Eriq Williams (1989-92)	5,356
Greg Maddox (1996-98)	4,863
Matt LeZotte (2001-04)	4,504
Justin Thorpe (2008-12)	3,661
Tom Bowles (1979-83)	3,583
Rodney Landers (2005-08)	3,288
Michael Birdsong (2012-13)	3,206
Eric Green (1984-87)	2,467

### Pass Attempts

Mike Cawley (1993-95)	863
Greg Maddox (1996-98)	769
Justin Rascati (2004-06)	728
Matt LeZotte (2001-04)	646
Eriq Williams (1989-92)	617
Tom Bowles (1979-83)	584
Justin Thorpe (2008-12)	472
Michael Birdsong (2012-13)	453
Rodney Landers (2005-08)	395
Eric Green (1984-87)	354

### Pass Completions

Justin Rascati (2004-06)	487
Mike Cawley (1993-95)	479
Greg Maddox (1996-98)	405
Matt LeZotte (2001-04)	358
Eriq Williams (1989-92)	326
Justin Thorpe (2008-12)	281
Michael Birdsong (2012-13)	268
Tom Bowles (1979-83)	260
Rodney Landers (2005-08)	251
Charles Berry (1999-2000)	173



# TOP 10 LISTS

## Game continued

### Touchdown Passes

Eric Green vs. St. Paul's 10/4/86	4
Eriq Williams vs. Central Florida 9/7/91	4
Eriq Williams at William & Mary 9/28/91	4
Eriq Williams vs. Richmond 10/26/91	4

### Receptions

Earnest Payton at Massachusetts 10/10/98	13
Earnest Payton at Rhode Island 10/31/98	13
D.D. Boxley at Maine 10/16/04	11
Gary Clark at William & Mary 10/31/81	10
David McLeod at Massachusetts 10/2/93	10
David McLeod vs. Boston 11/20/93	10
Jay Jones vs. New Hampshire 9/28/96	10
Alan Harrison at Villanova 10/6/01	10
David McLeod at Georgia Southern 10/17/92	9
David McLeod vs. New Hampshire 10/16/93	9
Jay Jones at Villanova 9/23/95	9
Juan Dorsey vs. Delaware 10/21/95	9
Jay Jones vs. Villanova 11/16/96	9
Earnest Payton at Delaware 11/21/98	9
Lindsay Fleshman vs. New Hampshire 9/30/00	9
Robert Carson at Villanova 10/6/01	9
Alan Harrison at Massachusetts 9/27/03	9

### Receiving Yards

David McLeod at Villanova 11/13/93	192
David McLeod vs. New Hampshire 10/16/93	187
Gary Clark at Delaware State 10/8/83	185
David McLeod at Youngstown State 9/26/92	185
David McLeod vs. Boston University 11/20/93	184
Gary Clark at William & Mary 10/31/81	182
Earnest Payton vs. Lock Haven 9/2/00	181
Gary Clark vs. C.W. Post 10/10/81	170
Rockeyed McCarter vs. VMI 9/19/09	168
Jay Jones at Villanova 9/23/95	160

### Receiving Touchdowns

Gary Clark vs. C.W. Post 10/10/81	3
Gary Clark vs. Liberty 9/24/83	3
Macey Brooks at McNeese State 9/14/96	3
Macey Brooks at Boston 9/21/96	3

### Total Offense

Rodney Landers at Rhode Island 00/13/07	408
Matt LeZotte at Villanova 10/6/01	405
Michael Birdsong vs. Stony Brook 11/16/13	391
Greg Maddox vs. Hofstra 9/12/98	390
Justin Thorpe at Rhode Island 9/22/12	380
Eriq Williams at Richmond 9/12/92	378
Mike Cawley at Villanova 9/23/95	377
Rodney Landers vs. Villanova 9/29/07	370
Rodney Landers vs. New Hampshire 9/8/07	369
Rodney Landers vs. William & Mary 11/15/08	357
Mike Cawley at New Hampshire 9/17/94	353
Eriq Williams vs. Richmond 10/26/91	350

## Season continued

### Touchdown Passes

Michael Birdsong (2013)	22
Rodney Landers (2008)	21
Justin Rascati (2006)	20
Eriq Williams (1991)	19
Eriq Williams (1992)	17
Mike Cawley (1995)	17
Justin Rascati (2005)	17
Eric Green (1986)	16
Mike Cawley (1993)	14
Justin Rascati (2004)	14

### Receptions

Earnest Payton (1998)	82
David McLeod (1993)	64
Jay Jones (1996)	63
David McLeod (1992)	58
Gary Clark (1983)	57
Macey Brooks (1996)	56
Jay Jones (1995)	54
Gary Clark (1982)	46
L.C. Baker (2006)	46
Alan Harrison (2003)	45

### Receiving Yards

David McLeod (1993)	1,207
Gary Clark (1982)	958
David McLeod (1992)	933
Earnest Payton (1998)	921
Gary Clark (1983)	885
Macey Brooks (1996)	828
Earnest Payton (1997)	777
Jay Jones (1996)	751
Jay Jones (1995)	710
Alan Harrison (2002)	705

### Receiving Touchdowns

Macey Brooks (1996)	14
David McLeod (1991)	8
L.C. Baker (2006)	8
Daniel Brown (2013)	8
Keith Thornton (1988)	7
David McLeod (1992)	7
Jay Jones (1995)	7
Gary Clark (1983)	6
Neal Wilkinson (1986)	6
Anthony Archer (1991)	6
David McLeod (1993)	6
Macey Brooks (1995)	6
Alan Harrison (2001)	6
Rockeyed McCarter (2008)	6

### Total Offense

Rodney Landers (2008)	3,304
Michael Birdsong (2013)	3,038
Rodney Landers (2007)	2,951
Mike Cawley (1994)	2,624
Justin Rascati (2006)	2,563
Mike Cawley (1995)	2,529
Eriq Williams (1992)	2,523
Justin Rascati (2004)	2,420
Eriq Williams (1991)	2,389
Justin Thorpe (2012)	2,210
Justin Rascati (2005)	2,128

## Career continued

### Touchdown Passes

Justin Rascati (2004-06)	51
Mike Cawley (1993-95)	42
Eriq Williams (1989-92)	40
Rodney Landers (2005-08)	35
Greg Maddox (1996-98)	34
Michael Birdsong (2012-13)	26
Eric Green (1984-87)	25
Matt LeZotte (2001-04)	25
Justin Thorpe (2008-12)	22
Tom Bowles (1979-83)	18

### Receptions

Earnest Payton (1997-2000)	185
David McLeod (1990-93)	158
Gary Clark (1980-83)	155
Jay Jones (1993-96)	151
Alan Harrison (2000-03)	123
Macey Brooks (1993-96)	118
Ed Perry (1993-96)	113
L.C. Baker (2004-07)	108
Lindsay Fleshman (1997-2000)	106
Delvin Joyce (1997-2000)	102

### Receiving Yards

David McLeod (1990-93)	2,899
Gary Clark (1980-83)	2,863
Earnest Payton (1997-2000)	2,807
Macey Brooks (1993-96)	2,014
Alan Harrison (2000-03)	1,907
Jay Jones (1993-96)	1,862
Lindsay Fleshman (1997-2000)	1,637
L.C. Baker (2004-07)	1,434
Dwayne Hayes (1988-91)	1,402
Rockeyed McCarter (2006-09)	1,362

### Receiving Touchdowns

Macey Brooks (1993-96)	25
David McLeod (1990-93)	21
Gary Clark (1980-83)	16
Alan Harrison (2000-03)	14
Jay Jones (1993-96)	14
Mike Caussin (2006-09)	14
Earnest Payton (1997-2000)	13
L.C. Baker (2004-07)	13
Rockeyed McCarter (2006-09)	13
Neal Wilkinson (1984-87)	12

### Total Offense

Eriq Williams (1989-92)	7,678
Mike Cawley (1993-95)	7,249
Justin Rascati (2004-06)	7,111
Rodney Landers (2005-08)	6,765
Justin Thorpe (2008-12)	5,412
Greg Maddox (1996-98)	4,825
Matt LeZotte (2001-04)	4,623
Tom Bowles (1979-83)	4,554
Warren Marshall (1982-86)	4,168
Dae'Quan Scott (2010-13)	3,435
Eric Green (1984-87)	3,403




Robert Carson



Curtis Keaton



Mike Cawley




Eriq Williams



Earnest Payton



# TOP 10 LISTS



Anthony Archer

## Game continued

### Scoring


Kelvin Jeter vs. Morgan State 9/2/95	30
Curtis Keaton vs. Connecticut 10/23/99	30
Gary Clark vs. Liberty 9/24/83	24
Mike Cawley vs. Connecticut 11/12/94	24
Alvin Banks vs. Northeastern 9/23/06	24
Eric Green vs. Morehead State 9/19/87	20
Mike Cawley vs. Delaware 10/9/93	20



Clyde Hoy

### Touchdowns

Kelvin Jeter vs. Morgan State 9/2/95	5
Curtis Keaton vs. Connecticut 10/23/99	5
Gary Clark vs. Liberty 9/24/83	4
Mike Cawley vs. Connecticut 11/12/94	4
Alvin Banks vs. Northeastern 9/23/06	4



Woody Bergeria

### Field Goals

Scott Norwood vs. Morehead State 11/10/79	3
Scott Norwood vs. Liberty 10/11/80	3
Scott Norwood vs. East Tennessee State 11/8/80	3
Mickey Stinnett vs. East Tennessee State 9/25/82	3
John Coursey at Delaware 10/8/94	3
John Coursey at William & Mary 9/9/95	3
Mike Glover at Villanova 10/2/99	3
Mike Glover at Hofstra 11/20/99	3
Mike Glover vs. Villanova 10/7/00	3
Burke George vs. Florida Atlantic 9/14/02	3
Dave Stannard vs. Richmond 10/27/07	3
Cameron Starke at Delaware 9/28/13	3



Chris Wright

### All-Purpose Yards


Jay Jones at Richmond 10/19/96	339
Griff Yancey at Delaware 11/3/07	323
Delvin Joyce vs. East Tennessee State 9/13/97	322
Rodney Stockett at Georgia Southern 11/15/86	266
Delvin Joyce vs. Delaware 10/18/97	265
Warren Marshall vs. William & Mary 10/25/86	264
Delvin Joyce vs. Villanova 10/7/00	262
Gary Clark vs. Appalachian State 9/11/82	256
Ron Stith vs. California (Pa.) 10/9/76	252
Dae'Quan Scott at Massachusetts 11/19/11	251
Warren Marshall at Liberty 9/22/84	247



Tony Jordan

### Punting Average

John Druiett vs. Liberty 9/21/95	53.0
Brad Hudgins vs. Massachusetts 10/5/91	52.5
Scott Frazier at Youngstown State 9/26/92	52.0
David Skahn at Maine 11/3/12	50.0
Scott Todd vs. Liberty 10/1/88	49.5
Connor Arnone vs. Albany 10/5/13	49.5
Mickey Stinnett at Richmond 11/5/83	49.0
Scott Todd at Appalachian State 9/23/89	48.8
Nelson Garner vs. Boston 11/22/97	48.8
Greg Caldwell at East Tennessee State 11/21/81	48.7
Nick Englehart at William & Mary 10/18/03	48.7



Bernard Slayton

### Interceptions

Bob Logan at Emory & Henry 9/11/76	3
Chris Jacobs vs. Georgia Southern 11/2/85	3

## Season continued

### Scoring

Curtis Keaton (1999)	126
Dave Stannard (2008)	99
Rodney Landers (2008)	96
Dave Stannard (2007)	91
Kenny Sims (1992)	84
Macey Brooks (1996)	84
David Rabil (2006)	83
John Coursey (1994)	82
Griff Yancey (2008)	80
John Coursey (1995)	79
Cameron Starke (2011)	79

### Touchdowns

Curtis Keaton (1999)	21
Rodney Landers (2008)	16
Kenny Sims (1992)	14
Macey Brooks (1996)	14
Griff Yancey (2008)	13
Dae'Quan Scott (2011)	13
Dae'Quan Scott (2013)	13
six tied with	12

### Field Goals

Scott Norwood (1980)	15
John Coursey (1994)	15
Cameron Starke (2011)	15
John Coursey (1995)	14
Mike Glover (1999)	14
Mickey Stinnett (1984)	13
Nelson Garner (1997)	13
Burke George (2002)	13
Dave Stannard (2007)	12
Cameron Starke (2013)	12

### All-Purpose Yards

Curtis Keaton (1999)	2,024
Rodney Landers (2008)	1,770
Delvin Joyce (1998)	1,741
Delvin Joyce (1997)	1,563
Dae'Quan Scott (2011)	1,545
Jay Jones (1996)	1,515
Gary Clark (1983)	1,495
Dae'Quan Scott (2013)	1,488
Warren Marshall (1986)	1,465
Gary Clark (1982)	1,413
Kenny Sims (1991)	1,339

### Punting Average

Chris Wright (1998)	43.8
Nelson Garner (1997)	43.7
John Druiett (1987)	42.1
Nelson Garner (1996)	41.9
Scott Todd (1989)	41.5
Nick Englehart (2003)	41.5
Greg Caldwell (1981)	40.9
Mickey Stinnett (1983)	40.9
Scott Todd (1988)	40.7
John Druiett (1986)	40.6
Scott Frazier (1992)	40.6

### Interceptions

Tony Booth (1997)	8
Terry Hansrote (1977)	7
Bob Logan (1976)	7
Brent Good (1974)	6
Chris Parrott (1992)	6
Quincy Waller (1995)	6
Robbie Hughes (1980)	5
Ricky Leonard (1978)	5
Mike Masella (1998)	5
Clint Kent (2004)	5
Trey Townsend (2004)	5
Marcus Haywood (2008)	5

## Career continued

### Scoring

Dae'Quan Scott (2009-13)	258
David Rabil (2003-06)	231
John Coursey (1993-96)	220
Cameron Starke (2010-13)	215
Warren Marshall (1982-86)	208
Eriq Williams (1989-92)	204
Alvin Banks (2003-06)	194
Dave Stannard (2007-08)	190
Curtis Keaton (1998-99)	186
Rodney Landers (2005-08)	186
Maurice Fenner (2003-06)	176

### Touchdowns

Dae'Quan Scott (2009-13)	43
Warren Marshall (1982-86)	34
Eriq Williams (1989-92)	33
Alvin Banks (2003-06)	32
Curtis Keaton (1998-99)	31
Rodney Landers (2005-08)	31
Maurice Fenner (2003-06)	29
Kenny Sims (1989-92)	25
Macey Brooks (1993-96)	25
Ron Stith (1973-76)	24

### Field Goals

John Coursey (1993-96)	39
Cameron Starke (2010-13)	37
Scott Norwood (1978-81)	32
David Rabil (2003-06)	32
Mickey Stinnett (1982-84)	30
Burke George (2001-03)	25
Dave Stannard (2007-08)	23
Mike Glover (1997, 1999-2001)	22
Tim Garrity (1986-88)	21
Trey Weis (1990-93)	18

### All-Purpose Yards

Delvin Joyce (1997-2000)	5,659
Dae'Quan Scott (2009-13)	4,704
Warren Marshall (1982-86)	4,621
Gary Clark (1980-83)	3,963
Rodney Landers (2005-08)	3,562
Earnest Payton (1997-2000)	3,384
Rodney Stockett (1984-87)	3,369
Alvin Banks (2003-06)	3,263
Curtis Keaton (1998-99)	3,120
David McLeod (1990-93)	3,021

### Punting Average

Chris Wright (1996, 98)	43.5
Nelson Garner (1994-97)	41.6
Scott Todd (1987-90)	40.7
John Druiett (1985-87)	40.5
Mickey Stinnett (1982-84)	40.3
David Skahn (2009-12)	39.5
Nick Englehart (2002-05)	39.3
Mike Glover (1997, 1999-2001)	38.9
Scott Frazier (1992-93)	38.6
Greg Caldwell (1979-81)	38.4
Matt Goff (2008-09)	38.4

### Interceptions

Bob Logan (1975-78)	13
Clint Kent (2002-05)	13
Mike Thurman (1978-82)	11
John Stein (1993-96)	11
Terry Hansrote (1975-77)	10
Mike Masella (1995-98)	10
Eupton Jackson (1987-90)	9
Tony Booth (1995-98)	9
Eight players with	8



# TOP 10 LISTS

## Game continued

### Interception Return Yards

Tony LeZotte vs. Towson 11/19/05	100
Tony Jordan vs. William & Mary 10/12/96	94
Bob Logan at Emory & Henry 9/11/76	76
Akeem Jordan at Massachusetts 10/15/05	70
Clint Kent at William & Mary 12/10/04	69
Trey Townsend vs. Delaware 11/6/04	67
Quincy Waller vs. McNeese State 9/16/95	65
Bob Logan at Shippensburg 11/15/75	63
Mike Thurman at U.S. Merchant Marine 10/4/80	62
Jon Williams at Maryland 9/5/09	62

### Kickoff Return Yards

Jay Jones at Richmond 10/19/96	268
Robert Turner vs. Delaware 10/29/83	180
Rodney Stockett at Georgia Southern 11/15/86	175
Delvin Joyce vs. Villanova 9/19/98	168
Scotty McGee at Youngstown State 11/25/06	157
Scotty McGee at Duke 8/30/08	157
John Allen at Connecticut 9/18/93	155
Scotty McGee at Appalachian State 11/24/07	154
Griff Yancey at Delaware 11/3/07	152
Dejor Simmons vs. Richmond 10/12/13	141

### Punt Return Yards

Gary Clark at Virginia 9/17/83	183
Delvin Joyce vs. Villanova 9/7/00	135
Delvin Joyce vs. Elon 9/26/98	119
L.C. Baker vs. Lock Haven 9/4/04	116
Delvin Joyce vs. Delaware 9/18/99	108
Anthony Archer at William & Mary 11/11/89	106
Cortez Thompson vs. Delaware 11/6/04	105
Anthony Archer vs. Georgia Southern 10/19/91	103
L.C. Baker at Villanova 11/11/06	100
Gary Clark vs. Appalachian State 9/11/82	99

### Tackles

Clyde Hoy vs. Towson 11/7/81	26
Clyde Hoy at U.S. Merchant Marine 10/4/80	26
Dean McCullough vs. Massachusetts 9/6/86	25
Dale Caparaso at Davidson 10/16/76	25
Clyde Hoy vs. Furman 10/17/81	24
Marty Fitzgerald at Massachusetts 9/26/87	23
Derrick Lloyd vs. Rhode Island 9/22/01	23
Pete Smith at Virginia 9/17/83	22
Charles Haley at Shippensburg 11/12/83	22
Clyde Hoy at Towson 9/15/79	22
Billy Jarvis at Towson 9/15/79	22

### Sacks

Jim McHugh at Emory & Henry 10/25/75	5#
Bob Dunn at Emory & Henry 10/25/75	5#
Kwynn Walton vs. VMI 10/30/04	4.5
Greg Colvin vs. VMI (10/22/88)	4
Charles Haley vs. Davidson 10/26/85	4
Chris Morant at Rhode Island 10/31/98	4
John Baranowsky vs. Towson 11/17/07	4
Derrick Lloyd at Massachusetts 10/20/01	3.5
Arthur Moats vs. Villanova 12/6/08	3.5
Brandon Lee vs. Stony Brook 11/16/13	3.5

# 1975 totals may include shared sacks

## Season continued

### Interception Return Yards

Bob Logan (1976)	146
Tony Jordan (1996)	146
Quincy Waller (1995)	107
Brent Good (1974)	105
Clint Kent (2004)	105
Tony LeZotte (2005)	100
Trey Townsend (2004)	93
Akeem Jordan (2005)	91
Mike Thurman (1980)	80
Tony Booth (1997)	77

### Kickoff Return Yards

Jay Jones (1996)	737
Delvin Joyce (1998)	727
Shaun Marshall (1995)	668
Delvin Joyce (1997)	656
Scotty McGee (2008)	640
Scotty McGee (2009)	640
Scotty McGee (2007)	545
Rodney Stockett (1986)	538
Robert Turner (1983)	516
Dwight Robinson (1994)	510

### Punt Return Yards

Delvin Joyce (2000)	411
Gary Clark (1982)	403
Delvin Joyce (1999)	400
Delvin Joyce (1998)	388
Anthony Archer (1990)	345
Anthony Archer (1991)	345
Gary Clark (1983)	303
Scotty McGee (2008)	296
Delvin Joyce (1997)	289
L.C. Baker (2006)	259

### Tackles

Clyde Hoy (1981)	167
Dale Caparaso (1978)	166
Dale Caparaso (1976)	166
Dennard Melton (2003)	161
Derrick Lloyd (2001)	157
Derick Pack (2000)	156
Dale Caparaso (1979)	155
Dean McCullough (1986)	151
Dewey Windham (1975)	148
Charles Haley (1984)	147
Woody Bergeria (1977)	147

### Sacks

Chris Morant (1999)	12
Richard Hicks (2002)	11.5
Arthur Moats (2008)	11.5
Larry Smith (1977)	11
Chris Morant (1998)	11
Kevin Winston (2006)	11
Arthur Moats (2009)	11
Jim McHugh (1975)	10
Bob Dunn (1975)	10
Woody Bergeria (1975)	10
Mark Baird (1976)	10
Doug West (1985)	10
Chris Morant (2000)	10

## Career continued

### Interception Return Yards

Bob Logan (1975-78)	229
Cortez Thompson (2001-04)	201
Clint Kent (2002-05)	157
Akeem Jordan (2003-06)	155
Tony Jordan (1993, 95-96)	146
Mike Thurman (1978-82)	145
Trey Townsend (2001-04)	143
Quincy Waller (1994-95)	142
Mark Coates (1997-2000)	131
Tony LeZotte (2004-07)	129

### Kickoff Return Yards

Scotty McGee (2006-09)	2,166
Delvin Joyce (1997-2000)	1,902
Dwight Robinson (1991-94)	1,434
Rodney Stockett (1984-87)	1,290
Tom Green (1989-91)	1,155
Ardon Bransford (2003-06)	994
Kerby Long (2007-11)	896
Jay Jones (1993-96)	819
Shaun Marshall (1992-95)	728
Robert Turner (1980-83)	706

### Punt Return Yards

Delvin Joyce (1997-2000)	1,488
Anthony Archer (1989-91)	817
L.C. Baker (2004-07)	774
Gary Clark (1980-83)	748
John Allen (1991-94)	575
Rodney Stockett (1984-87)	570
Dae'Quan Scott (2009-13)	421
Scotty McGee (2006-09)	393
Cortez Thompson (2001-04)	381
John Stein (1993-96)	315

### Tackles


Charles Haley (1982-85)	506
Clyde Hoy (1978-81)	503
Dale Caparaso (1976, 78-79)	487
Stephon Robertson (2010-13)	445
Woody Bergeria (1974-77)	438
Dean McCullough (1983-86)	427
Tony LeZotte (2004-07)	416
Derick Pack (1999-2001)	399
Eupton Jackson (1987-90)	362
Shawn Woodson (1984-88)	341
Dan Kobosko (1985-88)	340

### Sacks

Chris Morant (1998-2000)	33
Arthur Moats (2006-09)	29
Woody Bergeria (1974-77)	28
Larry Smith (1975-78)	25
Kevin Winston (2003-06)	24.5
Mark Baird (1974-77)	21
Bob Dunn (1974-76)	21
Richard Hicks (1999-2002)	19
Charles Haley (1982-85)	17
Tyrone Washington (1991-94)	17
Jim McHugh (1974-76)	17
Dale Eaton (1973-76)	17
Sam Daniels (2005-09)	17



Tony Booth




Bob Logan



Larry Smith




John Stein




Robert Turner




# YEAR-BY-YEAR LEADERS




Steve Agee




Willie Lanier



Jon Roddy



Ron Stith



Kelvin Griffin

## Rushing Yards

1974	Bernard Slayton	873
1975	Ron Stith	735
1976	Ron Stith	953
1977	Shane Hast	572
1978	Butch Robinson	550
1979	Butch Robinson	707
1980	Butch Robinson	762
1981	Bryan Moore	728
1982	Warren Marshall	691
1983	Brian Coe	677
1984	Warren Marshall	1,010
1985	Warren Marshall	1,181
1986	Warren Marshall	1,284
1987	Greg Medley	843
1988	Greg Medley	761
1989	Greg Medley	590
1990	Eriq Williams	764
1991	Kenny Sims	1,199
1992	Kenny Sims	1,157
1993	Steve Agee	467
1994	Kelvin Jeter	758
1995	Kelvin Jeter	509
1997	Delvin Joyce	421
1998	Curtis Keaton	1,064
1999	Curtis Keaton	1,719
2000	Brannon Goins	613
2001	Brannon Goins	293
2002	Rondell Bradley	737
2003	Alvin Banks	895
2004	Raymond Hines	1,038
2005	Alvin Banks	940
2006	Eugene Holloman	1,085
2007	Rodney Landers	1,273
2008	Rodney Landers	1,770
2009	Justin Thorpe	654
2010	Jamal Sullivan	716
2011	Dae'Quan Scott	1,304
2012	Dae'Quan Scott	781
2013	Dae'Quan Scott	1,040

## Rushing Attempts

1974	Bernard Slayton	144
1975	Ron Stith	142
1976	Ron Stith	156
	Bernard Slayton	156
1977	Shane Hast	149
1978	Butch Robinson	111
1979	Butch Robinson	139
1980	Butch Robinson	170
1981	Bryan Moore	168
1982	Jon Roddy	123
1983	Brian Coe	118
1984	Warren Marshall	172
1985	Warren Marshall	219
1986	Warren Marshall	223
1987	Greg Medley	144
1988	Greg Medley	160
1989	Eriq Williams	122
1990	Eriq Williams	190
1991	Kenny Sims	191
1992	Kenny Sims	191
1993	Steve Agee	102
1994	Kelvin Jeter	142
1995	Mike Cawley	99
1996	Kelvin Jeter	140
1997	Anthony Moore	123
1998	Curtis Keaton	223
1999	Curtis Keaton	314
2000	Brannon Goins	122
2001	Brannon Goins	96
2002	Rondell Bradley	183
2003	Alvin Banks	202
2004	Raymond Hines	213
2005	Alvin Banks	169
2006	Eugene Holloman	192
2007	Rodney Landers	223
2008	Rodney Landers	268
2009	Justin Thorpe	148
2010	Jamal Sullivan	169
2011	Dae'Quan Scott	237
2012	Dae'Quan Scott	155
2013	Dae'Quan Scott	239

## Rushing Touchdowns

1974	Bernard Slayton	9
1975	Ron Stith	7
1976	Ron Stith	7
1977	John Bowers	7
1978	Butch Robinson	7
1979	Butch Robinson	3
1980	D.J. Jones	4
1981	Bryan Moore	7
1982	Warren Marshall	8
1983	Tom Bowles	4
1984	Warren Marshall	8
1985	Kelvin Griffin	4
	Warren Marshall	4
1986	Warren Marshall	9
1987	Greg Medley	8
1988	Willie Lanier	3
	Leon Taylor	3
1989	Willie Lanier	7
	Eriq Williams	7
1990	Joe Sparksman	7
1991	Eriq Williams	11
1992	Kenny Sims	14
1993	Steve Agee	10
1994	Mike Cawley	12
1995	Kelvin Jeter	8
1996	D'Artagnan Townes	4
1997	Anthony Moore	4
1998	Curtis Keaton	10
1999	Curtis Keaton	20
2000	B.J. Minor	7
2001	Matt LeZotte	3
2002	Rondell Bradley	6
2003	Maurice Fenner	9
2004	Raymond Hines	10
	Justin Rascati	10
2005	Alvin Banks	9
	Maurice Fenner	9
2006	Eugene Holloman	8
2007	Rodney Landers	12
2008	Rodney Landers	16
2009	Justin Thorpe	5
2010	Jamal Sullivan	5
	Drew Dudzik	5
2011	Dae'Quan Scott	12
2012	Justin Thorpe	10
2013	Dae'Quan Scott	8

## Passing Yards

1974	Leslie Branich	1,133
1975	Leslie Branich	591
1976	Stan Jones	794
1977	John Bowers	811
1978	John Bowers	1,169
1979	Tom Bowles	580
1980	Frankie Walker	736
1981	Tom Bowles	1,304
1982	Jon Roddy	1,319
1983	Tom Bowles	1,064
1984	Mike Reed	683
1985	Jon Roddy	576
1986	Eric Green	1,083
1987	Eric Green	999
1988	Greg Lancaster	992
1989	Roger Waters	693
1990	Eriq Williams	1,116
1991	Eriq Williams	1,914
1992	Eriq Williams	1,949
1993	Mike Cawley	1,988
1994	Mike Cawley	2,035
1995	Mike Cawley	2,459
1996	Greg Maddox	1,269
1997	Greg Maddox	1,738
1998	Greg Maddox	1,856
1999	Charles Berry	892
2000	Charles Berry	1,409
2001	Matt LeZotte	994
2002	Matt LeZotte	1,481
2003	Matt LeZotte	1,753
2004	Justin Rascati	2,045
2005	Justin Rascati	1,822
2006	Justin Rascati	2,045
2007	Rodney Landers	1,678
2008	Rodney Landers	1,534

2009	Justin Thorpe	1,260
2010	Drew Dudzik	1,282
2011	Justin Thorpe	872
2012	Justin Thorpe	1,529
2013	Michael Birdsong	2,728

## Pass Completions

1974	Leslie Branich	68
1975	Leslie Branich	35
1976	Stan Jones	44
1977	John Bowers	66
1978	John Bowers	88
1979	Tom Bowles	46
1980	Frankie Walker	41
1981	Tom Bowles	92
1982	Jon Roddy	85
1983	Tom Bowles	82
1984	Mike Reed	45
1985	Jon Roddy	42
1986	Eric Green	55
1987	Eric Green	64
1988	Greg Lancaster	73
1989	Roger Waters	45
1990	Eriq Williams	66
1991	Eriq Williams	107
1992	Eriq Williams	134
1993	Mike Cawley	131
1994	Mike Cawley	152
1995	Mike Cawley	196
1996	Greg Maddox	105
1997	Greg Maddox	136
1998	Greg Maddox	164
1999	Charles Berry	64
2000	Charles Berry	109
2001	Matt LeZotte	96
2002	Matt LeZotte	103
2003	Matt LeZotte	143
2004	Justin Rascati	185
2005	Justin Rascati	149
2006	Justin Rascati	153
2007	Rodney Landers	130
2008	Rodney Landers	112
2009	Justin Thorpe	82
2010	Drew Dudzik	99
2011	Justin Thorpe	72
2012	Justin Thorpe	127
2013	Michael Birdsong	227


## Pass Attempts

1974	Leslie Branich	144
1975	Leslie Branich	73
1976	Stan Jones	93
1977	John Bowers	141
1978	John Bowers	174
1979	Tom Bowles	118
1980	Frankie Walker	87
1981	Tom Bowles	205
1982	Jon Roddy	181
1983	Tom Bowles	158
1984	Mike Reed	107
1985	Jon Roddy	87
1986	Eric Green	125
1987	Eric Green	169
1988	Greg Lancaster	133
1989	Roger Waters	101
1990	Eriq Williams	140
1991	Eriq Williams	192
1992	Eriq Williams	231
1993	Mike Cawley	239
1994	Mike Cawley	263
1995	Mike Cawley	361
1996	Greg Maddox	204
1997	Greg Maddox	268
1998	Greg Maddox	297
1999	Charles Berry	136
2000	Charles Berry	185
2001	Matt LeZotte	180
2002	Matt LeZotte	199
2003	Matt LeZotte	239
2004	Justin Rascati	283
2005	Justin Rascati	214
2006	Justin Rascati	231
2007	Rodney Landers	205
2008	Rodney Landers	177
2009	Justin Thorpe	145

2010	Drew Dudzik	181
2011	Justin Thorpe	122
2012	Justin Thorpe	205
2013	Michael Birdsong	376

## Touchdown Passes

1974	Leslie Branich	8
1975	Leslie Branich	1
1976	Stan Jones	7
1977	John Bowers	5
1978	John Bowers	4
1979	Frankie Walker	1
	Tom Bowles	1
1980	Frankie Walker	3
1981	Tom Bowles	7
1982	Jon Roddy	10
1983	Tom Bowles	7
1984	Mike Reed	5
1985	Greg Lancaster	5
1986	Eric Green	16
1987	Eric Green	7
1988	Greg Lancaster	8
1989	Roger Waters	4
1990	Eriq Williams	2
1991	Eriq Williams	19
1992	Eriq Williams	17
1993	Mike Cawley	14
1994	Mike Cawley	11
1995	Mike Cawley	17
1996	Greg Maddox	11
1997	Greg Maddox	12
1998	Greg Maddox	11
1999	Charles Berry	3
2000	Charles Berry	8
2001	Matt LeZotte	7
2002	Matt LeZotte	3
2003	Matt LeZotte	13
2004	Justin Rascati	14
2005	Justin Rascati	17
2006	Justin Rascati	20
2007	Rodney Landers	13
2008	Rodney Landers	21
2009	Drew Dudzik	6
	Justin Thorpe	6
2010	Drew Dudzik	5
2011	Justin Thorpe	5
2012	Justin Thorpe	11
2013	Michael Birdsong	22



John Bowers



# YEAR-BY-YEAR LEADERS



Earnest Payton

## Scoring

1974	Bernard Slayton	54
1975	Ron Stith	42
1976	Ron Stith	54
1977	John Bowers	42
1978	Butch Robinson	42
1979	Scott Norwood	35
1980	Scott Norwood	54
1981	Bryan Moore	44
1982	Mickey Stinnett	59
1983	Gary Clark	60
1984	Mickey Stinnett	58
1985	Kelvin Griffin	30
	Warren Marshall	30
1986	Warren Marshall	74
1987	Tim Garrity	54
	Greg Medley	54
1988	Tim Garrity	42
	Keith Thornton	42
1989	Willie Lanier	42
	Johnny Perez	42
	Eriq Williams	42
1990	Joe Sparksman	42
1991	Eriq Williams	76
1992	Kenny Sims	84
1993	Steve Agee	72
1994	John Coursey	82
1995	John Coursey	79
1996	Macey Brooks	84
1997	Nelson Garner	62
1998	Curtis Keaton	60
1999	Curtis Keaton	126
2000	Mike Glover	60
2001	Burke George	45
2002	Burke George	54
2003	Alvin Banks	54
	Maurice Fenner	54
2004	David Rabil	76
2005	Alvin Banks	66
2006	David Rabil	83
2007	Dave Stannard	91
2008	Dave Stannard	99
2009	Dixon Wright	56
2010	Jamal Sullivan	36

2011	Cameron Starke	79
2012	Dae'Quan Scott	72
2013	Dae'Quan Scott	78

## Receptions

1974	Len Fields	29
1975	Chip Deringer	13
1976	Chip Deringer	19
1977	Ron Borders	18
1978	Rich Hetherington	21
1979	Mike Battle	15
1980	Gary Clark	23
1981	Gary Clark	29
1982	Gary Clark	46
1983	Gary Clark	57
1984	Dan Robertson	23
1985	Rick Rice	23
1986	Leon Watts	18
1987	Neal Wilkinson	24
1988	Keith Thornton	30
1989	Dwayne Hayes	13
1990	Keith Thornton	27
1991	David McLeod	29
1992	David McLeod	58
1993	David McLeod	64
1994	Ed Perry	39
1995	Jay Jones	54
1996	Jay Jones	63
1997	Earnest Payton	40
1998	Earnest Payton	82
1999	Earnest Payton	34
2000	Lindsay Fleshman	31
	Delvin Joyce	31
2001	Alan Harrison	34
2002	Alan Harrison	35
2003	Alan Harrison	45
2004	D.D. Boxley	44
2005	Ardon Bransford	28
2006	L.C. Baker	46
2007	L.C. Baker	28
2008	Rockeed McCarter	21
2009	Rockeed McCarter	29
2010	Kerby Long	16
2011	Dae'Quan Scott	16
2012	Brian Barlow	33

2012	Brian Barlow	30
	Dae'Quan Scott	30
2013	Daniel Brown	42

## Receiving Yards

1974	Len Fields	459
1975	Chris Pineda	236
1976	Chip Deringer	299
1977	Ron Borders	239
1978	Rich Hetherington	331
1979	Zack Clark	178
1980	Gary Clark	412
1981	Gary Clark	608
1982	Gary Clark	958
1983	Gary Clark	885
1984	Dan Robertson	355
1985	Rick Rice	457
1986	Neal Wilkinson	363
1987	Neal Wilkinson	347
1988	Keith Thornton	572
1989	Dwayne Hayes	296
1990	Dwayne Hayes	357
1991	David McLeod	634
1992	David McLeod	933
1993	David McLeod	1,207
1994	Macey Brooks	552
1995	Jay Jones	710
1996	Macey Brooks	828
1997	Earnest Payton	777
1998	Earnest Payton	921
1999	Earnest Payton	486
2000	Earnest Payton	623
2001	Alan Harrison	510
2002	Alan Harrison	705
2003	Alan Harrison	576
2004	D.D. Boxley	636
2005	Ardon Bransford	485
2006	L.C. Baker	631
2007	L.C. Baker	397
2008	Rockeed McCarter	347
2009	Rockeed McCarter	597
2010	Kerby Long	283
2011	Kerby Long	386
2012	Brian Barlow	425
2013	Daniel Brown	665

## Receiving Touchdowns

1974	Len Fields	4
1975	Glenn Knox	1
1976	Glenn Knox	2
	Ron Stith	2
1977	Lee Walters	2
1978	Ron Borders	1
	Pete D'Alonzo	1
	Rich Hetherington	1
	Lee Walters	1
1979	Mike Battle	1
	Butch Robinson	1
1980	Butch Robinson	2
1981	Gary Clark	5
1982	Gary Clark	5
1983	Gary Clark	6
1984	Ben Edwards	2
	Rick Rice	2
	Dan Robertson	2
1985	Neal Wilkinson	3
1986	Neal Wilkinson	6
1987	Neal Wilkinson	3
1988	Keith Thornton	7
1989	Mike Ragin	2
1990	Dwayne Hayes	2
1991	David McLeod	8
1992	David McLeod	7
1993	David McLeod	6
1994	Macey Brooks	5
1995	Jay Jones	7
1996	Macey Brooks	14
1997	Earnest Payton	5
1998	Lindsay Fleshman	4
1999	Earnest Payton	2
2000	Lindsay Fleshman	3
	Earnest Payton	3
2001	Alan Harrison	6
2002	Alan Harrison	3
2003	Alan Harrison	4


2004	D.D. Boxley	5
2005	Ardon Bransford	4
	Casime Harris	4
2006	L.C. Baker	8
2007	L.C. Baker	3
	Mike Caussin	3
2008	Rockeed McCarter	6
2009	Mike Caussin	4
	Rockeed McCarter	4
2010	Kerby Long	2
2011	Kerby Long	2
2012	Dae'Quan Scott	4
2013	Daniel Brown	8

## Total Offense


1974	Leslie Branich	1,468
1975	Leslie Branich	936
1976	Stan Jones	1,223
1977	John Bowers	1,047
1978	John Bowers	1,299
1979	Butch Robinson	765
1980	Frankie Walker	993
1981	Tom Bowles	1,685
1982	Jon Roddy	1,496
1983	Tom Bowles	1,223
1984	Warren Marshall	1,010
1985	Warren Marshall	1,181
1986	Warren Marshall	1,284
1987	Eric Green	1,451
1988	Greg Lancaster	878
1989	Eriq Williams	886
1990	Eriq Williams	1,880
1991	Eriq Williams	2,389
1992	Eriq Williams	2,523
1993	Mike Cawley	2,096
1994	Mike Cawley	2,624
1995	Mike Cawley	2,529
1996	Greg Maddox	1,296
1997	Greg Maddox	1,736
1998	Greg Maddox	1,793
1999	Curtis Keaton	1,719
2000	Charles Berry	1,785
2001	Matt LeZotte	1,156
2002	Matt LeZotte	1,579
2003	Matt LeZotte	1,607
2004	Justin Rascati	2,420
2005	Justin Rascati	2,128
2006	Justin Rascati	2,563
2007	Rodney Landers	2,951
2008	Rodney Landers	3,304
2009	Justin Thorpe	1,914
2010	Drew Dudzik	1,627
2011	Dae'Quan Scott	1,304
2012	Justin Thorpe	2,210
2013	Michael Birdsong	3,038

## TD Responsibility


1974	Leslie Branich	12
1975	Ron Stith	7
1976	Stan Jones	13
1977	John Bowers	12
1978	John Bowers	8
1979	Tom Bowles	3
	Butch Robinson	3
1980	Frankie Walker	5
1981	Tom Bowles	12
1982	Jon Roddy	15
1983	Tom Bowles	11
1984	Mike Reed	10
1985	Greg Lancaster	5
1986	Eric Green	17
1987	Eric Green	13
1988	Greg Lancaster	9
1989	Eriq Williams	9
1990	Eriq Williams	8
1991	Eriq Williams	30
1992	Eriq Williams	25
1993	Mike Cawley	20
1994	Mike Cawley	23
1995	Mike Cawley	21
1996	Greg Maddox	13
1997	Greg Maddox	15
1998	Greg Maddox	11
1999	Curtis Keaton	20
2000	Charles Berry	12




Ron Borders




Bryan Moore



Keith Thornton



Rick Rice



Rich Hetherington



# YEAR-BY-YEAR LEADERS



Nick Englehart


2001	Matt LeZotte	10
2002	Rondell Bradley	6
2003	Matt LeZotte	14
2004	Justin Rascati	24
2005	Justin Rascati	22
2006	Justin Rascati	25
2007	Rodney Landers	25
2008	Rodney Landers	37
2009	Justin Thorpe	11
2010	Drew Dudzik	10
2011	Dae'Quan Scott	12
2012	Justin Thorpe	21
2013	Michael Birdsong	25

## Touchdowns


1974	Bernard Slayton	9
1975	Ron Stith	7
1976	Ron Stith	9
1977	John Bowers	7
1978	Butch Robinson	7
1979	Butch Robinson	4
1980	D.J. Jones	4
1981	Bryan Moore	7
1982	Warren Marshall	9
1983	Gary Clark	10
1984	Warren Marshall	8
1985	Kelvin Griffin	5
1986	Warren Marshall	12
1987	Greg Medley	9
1988	Keith Thornton	7
1989	Willie Lanier	7
1990	Eriq Williams	7
1991	Joe Sparksman	7
1992	Eriq Williams	12
1993	Kenny Sims	14
1994	Steve Agee	12
1995	Mike Cawley	12
1996	Kelvin Jeter	10
1997	Macey Brooks	14
1998	Earnest Payton	6
1999	Curtis Keaton	10
2000	Curtis Keaton	21
2001	B.J. Minor	7
2002	Alan Harrison	6
2003	Rondell Bradley	7
2004	Alvin Banks	9
2005	Maurice Fenner	9
2006	Raymond Hines	10
2007	Justin Rascati	10
2008	Alvin Banks	11
2009	Eugene Holloman	9
2010	Rodney Landers	12
2011	Rodney Landers	16
2012	Justin Thorpe	5
2013	Jamal Sullivan	6
2014	Dae'Quan Scott	12
2015	Dae'Quan Scott	12
2016	Dae'Quan Scott	13

## Field Goals


1974	Bob Ward	2
1975	Bob Ward	3
1976	Bob Ward	5
1977	Joe Showker	1
1978	Scott Norwood	2
1979	Scott Norwood	8
1980	Scott Norwood	15
1981	Scott Norwood	7
1982	Mickey Stinnett	10
1983	Mickey Stinnett	7
1984	Mickey Stinnett	13
1985	Joe Henry	2
1986	Tim Garrity	5
1987	Tim Garrity	8
1988	Tim Garrity	8
1989	Johnny Perez	4
1990	Mike Granuzzo	3
1991	Trey Weis	4
1992	Trey Weis	7
1993	Trey Weis	7
1994	John Coursey	15
1995	John Coursey	14
1996	John Coursey	10
1997	Nelson Garner	13
1998	Alan Haston	7
1999	Mike Glover	14




Charlie Newman (1979-82)



Shannon Vissman



Quincy Waller



Kevin Winston

2000	Mike Glover	8
2001	Burke George	10
2002	Burke George	13
2003	David Rabil	10
2004	David Rabil	10
2005	Paul Wantuck	3
2006	David Rabil	11
2007	Dave Stannard	12
2008	Dave Stannard	11
2009	Dixon Wright	10
2010	Dizon Wright	3
2011	Ben Hopewell	3
2012	Cameron Starke	15
2013	Cameron Starke	10
2014	Cameron Starke	12

## All-Purpose Yards

1974	Bernard Slayton	873
1975	Ron Stith	735
1976	Ron Stith	1,288
1977	Shane Hast	709
1978	Butch Robinson	548
1979	Butch Robinson	765
1980	Butch Robinson	907
1981	Bryan Moore	1,175
1982	Gary Clark	1,413
1983	Gary Clark	1,495
1984	Warren Marshall	1,108
1985	Warren Marshall	1,313
1986	Warren Marshall	1,465
1987	Rodney Stockett	1,116
1988	Leon Taylor	947
1989	Greg Medley	699
1990	Eriq Williams	764
1991	Kenny Sims	1,339
1992	Kenny Sims	1,234
1993	David McLeod	1,221
1994	Kelvin Jeter	875
1995	Jay Jones	745
1996	Jay Jones	1,515
1997	Delvin Joyce	1,563
1998	Delvin Joyce	1,741
1999	Curtis Keaton	2,024
2000	Delvin Joyce	1,270
2001	Robert Carson	742
2002	Rondell Bradley	841
2003	Alvin Banks	1,007
2004	Raymond Hines	1,065
2005	Alvin Banks	1,143
2006	Eugene Holloman	1,207
2007	Rodney Landers	1,297
2008	Rodney Landers	1,770
2009	Scotty McGee	737
2010	Jamal Sullivan	904
2011	Dae'Quan Scott	1,545
2012	Dae'Quan Scott	1,157
2013	Dae'Quan Scott	1,488

## Punting (Minimum 25)

1974	Winston Bersch	31.1
1975	Mike Marston	37.4
1976	Allen Leonard	35.7
1977	Allen Leonard	35.6
1978	Allen Leonard	37.2
1979	Greg Caldwell	34.8
1980	Greg Caldwell	39.0
1981	Greg Caldwell	40.9
1982	Mickey Stinnett	38.5
1983	Mickey Stinnett	40.9
1984	Mickey Stinnett	40.5
1985	John Druiett	39.0
1986	John Druiett	40.6
1987	John Druiett	42.1
1988	Scott Todd	40.7
1989	Scott Todd	41.5
1990	Scott Todd	40.0
1991	Thad Hudson	32.6
1992	Scott Frazier	40.6
1993	Scott Frazier	37.0
1994	Lewis Cassada	34.3
1995	Nelson Garner	39.8
1996	Nelson Garner	41.9
1997	Nelson Garner	43.7
1998	Chris Wright	43.8
1999	Mike Glover	39.2
2000	Mike Glover	39.0
2001	Mike Glover	38.5

2002	Nick Englehart	40.0
2003	Nick Englehart	41.5
2004	Nick Englehart	37.5
2005	Nick Englehart	38.4
2006	Jason Pritchard	37.0
2007	Jason Pritchard	37.5
2008	No Qualifiers	-----
2009	Matt Goff	37.8
2010	David Skahn	39.2
2011	David Skahn	40.1
2012	David Skahn	38.9
2013	Connor Arnone	39.4

## Tackles

1974	Dewey Windham	119
1975	Dewey Windham	148
1976	Dale Caparaso	166
1977	Woody Bergeria	147
1978	Dale Caparaso	166
1979	Dale Caparaso	155
1980	Clyde Hoy	124
1981	Clyde Hoy	167
1982	Ron Ziolkowski	90
1983	Charles Haley	143
1984	Charles Haley	147
1985	Dean McCullough	139
1986	Dean McCullough	151
1987	Marty Fitzgerald	128
1988	Darryl Thompson	124
1989	Eupton Jackson	96
1990	Eupton Jackson	92
1991	Shannon Vissman	97
1992	Jim Chroniger	91
1993	Clint Dunn	94
1994	Clint Dunn	84
1995	Alonzo Bowler	89
1996	David Lee	96
1997	Tony Booth	122
1998	Tony Booth	106
1999	Derick Pack	138
2000	Derick Pack	156
2001	Derrick Lloyd	157
2002	Trey Townsend	118
2003	Dennard Melton	161
2004	Tony LeZotte	144
2005	Tony LeZotte	95
2006	Akeem Jordan	140
2007	Tony LeZotte	95
2008	Marcus Haywood	101
2009	Arthur Moats	90
2010	Pat Williams	101
2011	Stephon Robertson	113
2012	Stephon Robertson	101
2013	Stephon Robertson	141

## Quarterback Sacks

1974	Bob Dunn	6.0
	Dale Eaton	6.0
1975	Woody Bergeria	10.0
	Bob Dunn	10.0
	Jim McHugh	10.0
1976	Mark Baird	10.0
1977	Larry Smith	11.0
1978	Dale Caparaso	7.0
	John Kubesh	7.0
	Larry Smith	7.0
1979	John Kubesh	4.0
1980	Jon Craver	4.0
1981	Bryon Arnone	7.0
1982	Jon Craver	7.0
1983	Mike Setser	9.0
1984	Brian Fink	7.0
1985	Doug West	10.0
1986	Shawn Woodson	5.0
1987	Steve Bates	4.0
	Jim Eckenrode	4.0
1988	Greg Colvin	8.0
1989	Matt Uliana	6
1990	Richard Bryant	6
	Tracy Harrod	6
1991	Richard Bryant	7
1992	Julius Williams	4.5
1993	Dion Foss	6.5
1994	Tyrone Washington	6
1995	Mike Howard	4
1996	Jonathan Dean	8.0
1997	Jonathan Dean	5.5
1998	Chris Morant	11.0
1999	Chris Morant	12.0
2000	Chris Morant	10.0
2001	Derrick Lloyd	7.5
2002	Richard Hicks	11.5
2003	Jerame Southern	6.5
2004	Kwynn Walton	7.5
2005	Kevin Winston	8.0
2006	Kevin Winston	11.0
2007	Sam Daniels	6.5
	Arthur Moats	6.5
2008	Arthur Moats	11.5
2009	Arthur Moats	11.0
2010	D.J. Bryant	2.5
	Lamar Middleton	2.5
2011	D.J. Bryant	7.0
2012	Sage Harold	4.0
2013	Jordan Stanton	8.0



L.C. Baker led JMU in punt return yards from 2004-07.



# YEAR-BY-YEAR LEADERS



Jon Craver pressures Richmond's quarterback in a 1981 game.

1998	Mike Masella	74
1999	Mark Coates	59
2000	Mark Coates	72
2001	Dennard Melton	78
2002	Cortez Thompson	76
2003	Cortez Thompson	31
2004	Clint Kent	105
2005	Tony LeZotte	100
2006	Marcus Haywood	44
2007	Tony LeZotte	15
2008	Marcus Haywood	51
2009	Jon Williams	62
2010	Jon Williams	30
2011	Mike Allen	44
2012	Dean Marlowe	30
2013	DeAndre' Smith	86

## Punt Return Yards

1974	Mike Atalla	72
1975	Tom Parisi	132
1976	Tom Parisi	57
1977	Bob Logan	38
1978	Mike King	98
1979	Mike King	33
1980	Mike King	112
1981	Gary Clark	42
1982	Gary Clark	403
1983	Gary Clark	303
1984	Brian Coe	87
1985	Rick Rice	31
1986	Rodney Stockett	246
1987	Rodney Stockett	249
1988	John Gutter	80
1989	Anthony Archer	127
1990	Anthony Archer	345
1991	Anthony Archer	345
1992	John Allen	189
1993	John Allen	150
1994	John Allen	236
1995	John Stein	142
1996	John Stein	176
1997	Delvin Joyce	289
1998	Delvin Joyce	388
1999	Delvin Joyce	400
2000	Delvin Joyce	411
2001	Robert Carson	155
2002	Mike Connolly	141
2003	Cortez Thompson	233
2004	L.C. Baker	214
2005	L.C. Baker	209

2006	L.C. Baker	259
2007	L.C. Baker	92
2008	Scotty McGee	296
2009	Scotty McGee	97
2010	Dae'Quan Scott	79
2011	Dae'Quan Scott	142
2012	Ryan Smith	143
2013	Dae'Quan Scott	119

## Kickoff Return Yards . . .

1974	Tom Parisi	237
1975	Tom Parisi	112
1976	Ron Stith	271
1977	Dennis Hutson	150
1978	Dennis Hutson	231
1979	Robbie Hughes	121
1980	Mike King	356
1981	Bryan Moore	406
1982	Tony Thomas	358
1983	Robert Turner	516
1984	Rodney Stockett	246
1985	Rodney Stockett	213
1986	Rodney Stockett	538
1987	Rodney Stockett	293
1988	John Gutter	260
1989	Tom Green	427
1990	Tom Green	383
1991	Tom Green	345
1992	Dwight Robinson	447
1993	Dwight Robinson	477
1994	Dwight Robinson	510
1995	Shaun Marshall	668
1996	Jay Jones	737
1997	Delvin Joyce	656
1998	Delvin Joyce	727
1999	Delvin Joyce	370
2000	Earnest Payton	353
2001	Rondell Bradley	352
2002	Raymond Hines	238
2003	Ardon Bransford	217
2004	Ardon Bransford	363
2005	Darrius Ramsey	213
2006	Scotty McGee	341
2007	Scotty McGee	545
2008	Scotty McGee	640
2009	Scotty McGee	640
2010	Kerby Long	466
2011	Kerby Long	279
2012	Dejor Simmons	265
2013	Dejor Simmons	586

## Interceptions

1974	Brent Good	6
1975	Bob Logan	3
1976	Bob Logan	7
1977	Terry Hansrote	7
1978	Ricky Leonard	5
1979	Conrad Green	4
1980	Robbie Hughes	5
1981	Brian Coe	2
	Clyde Hoy	2
	Charlie Newman	2
	Mike Thurman	2
1982	Bruce Morton	3
	Mike Thurman	3
1983	Pete Smith	3
	Tony Thomas	3
1984	Marshall Barnes	4
1985	Mike Jones	4
1986	Marcus Adkins	3
	Dan Kobosko	3
1987	Eupton Jackson	4
1988	John Gutter	3
1989	Eupton Jackson	3
	Frank Jacobs	3
1990	Don Phelps	2
1991	Pat Carey	3
1992	Chris Parrott	6
1993	John Stein	4
1994	J.C. Hall	2
	John Stein	2
	Dwight Robinson	2
1995	Quincy Waller	6
1996	Tony Jordan	3
	David Lee	3
1997	Tony Booth	8
1998	Mike Masella	5
1999	Mark Coates	4
2000	Jovonn Quillen	3
2001	Quentin Collins	2
	Reggie Taylor	2
	Cortez Thompson	2


2002	Cortez Thompson	3
2003	Clint Kent	4
2004	Clint Kent	5
	Trey Townsend	5
2005	Clint Kent	4
2006	Tony LeZotte	2
2007	Nick Adams	2
	Tony LeZotte	2
	Darrius Ramsey	2
2008	Marcus Haywood	5
2009	Jakarie Jackson	3
2010	Taveion Cuffee	3
2011	Dean Marlowe	4
2012	Dean Marlowe	3
	Ryan Smith	3
2013	Kwe'shon Williams	3

## Interception Return Yards


1974	Brent Good	105
1975	Bob Logan	63
1976	Bob Logan	146
1977	Mike Battle	55
1978	Ricky Leonard	47
1979	Conrad Green	44
1980	Mike Thurman	80
1981	Charlie Newman	12
1982	Mike Thurman	55
1983	Pete Smith	19
1984	Charles Haley	37
1985	Mike Jones	73
1986	Chris Jacobs	43
1987	John Gutter	26
1988	John Gutter	27
1989	Frank Jacobs	45
1990	Don Phelps	43
1991	Shane Henson	25
1992	Chris Parrott	34
1993	Alonzo Bowler	22
1994	Quincy Waller	35
1995	Quincy Waller	107
1996	Tony Jordan	146
1997	Tony Booth	77




Akeem Jordan was conference defensive player of the year and College Sporting News' national defender of the year in 2006.




Derick Pack




Marcus Adkins




Darryl Thompson



Julius Williams



Dewey Windham



Tim Garritty



# ALL-TIME SCORES

## Challace McMillin

1972-84 (13 seasons)  
67-56-1 (.544)\*  
8-2 VCAA (.800)



\*The NCAA doesn't include the 1972 record because JMU did not play seven games, the NCAA minimum to constitute a season.

### 1972: 0-4-1

10/7	Shepherd JV	L, 0-6
10/14	@Salisbury State	L, 0-55
10/27	@Hampden-Sydney JV	T, 0-0
11/4	Fork Union Military	L, 0-45
11/11	Hargrave Military	L, 0-34
		<b>0-140</b>

### 1973: 4-5

9/22	Anne Arundel C.C.	W, 34-8
9/28	Hampden-Sydney JV	L, 14-17
10/6	@Hargrave Military	W, 16-6
10/13	Salisbury State	L, 7-42
10/20	Shepherd JV	W, 23-10
10/27	Massanutten Military	L, 6-17
11/3	@Fork Union Military	L, 20-24
11/10	@Staunton Military	L, 29-41
11/17	@Gallaudet	W, 40-12
		<b>189-176</b>

### 1974: 6-4 (3-2 VCAA)

9/21	@Washington & Lee*	W, 24-22
9/28	@Hampden-Sydney*	L, 0-35
10/5	@Shepherd	W, 22-11
10/12	Bridgewater*	W, 41-13
10/19	Frostburg State	L, 17-27
10/26	Emory & Henry*#	W, 34-14
11/2	@Randolph-Macon*	L, 24-29
11/9	@Salisbury State	W, 20-17
11/16	Gallaudet	W, 75-15
11/22	Shippensburg	L, 7-21
		<b>264-204</b>

### 1975: 9-0-1 (5-0 VCAA)

#### VCAA Champion

9/13	@Glennville State	T, 0-0
9/20	Washington & Lee*	W, 21-16
9/27	Hampden-Sydney*	W, 3-0
10/4	Shepherd	W, 13-7
10/11	@Bridgewater*	W, 10-7
10/18	@Frostburg State	W, 21-20
10/25	@Emory & Henry*	W, 7-0
11/1	Randolph-Macon*#	W, 12-7
11/8	Salisbury State	W, 24-15
11/15	@Shippensburg	W, 14-3
		<b>125-75</b>

### 1976: 7-4

9/4	Glennville State	W, 30-14
9/11	@Emory & Henry	W, 26-20
9/18	Towson	W, 28-26
9/25	@Hampden-Sydney	L, 14-21
10/2	@Shepherd	L, 0-6
10/9	California (Pa.)	W, 35-17
10/16	@Davidson	W, 17-12
10/23	Frostburg State#	W, 44-7
10/30	@Randolph-Macon	L, 0-18
11/6	@Salisbury State	W, 38-36
11/13	Shippensburg	L, 17-21
		<b>249-198</b>

### 1977: 5-5

9/10	Emory & Henry	W, 7-3
9/17	@Towson	L, 7-13
9/24	Hampden-Sydney	W, 17-14
10/1	Shepherd	L, 0-10
10/8	@Mars Hill	L, 7-30
10/15	Salisbury State	W, 42-27
10/22	@Frostburg State	W, 18-0
10/29	Randolph-Macon#	W, 28-0
11/5	@Guilford	L, 0-16
11/12	@Shippensburg	L, 20-59
		<b>146-172</b>

### 1978: 8-2

9/9	Washington & Lee	W, 49-7
9/16	Towson	W, 21-14
9/23	@Hampden-Sydney	W, 21-16
9/30	Mars Hill	W, 24-14
10/7	@Salisbury State	L, 9-13
10/14	@William & Mary	L, 7-32
10/21	Frostburg State#	W, 28-6
10/28	@Randolph-Macon	W, 21-10
11/4	Shippensburg	W, 14-0
11/11	@Emory & Henry	W, 42-12
		<b>236-124</b>

### 1979: 4-6

9/1	Austin Peay	L, 6-10
9/8	@East Tennessee State	L, 0-31
9/15	@Towson	L, 8-18
9/22	Hampden-Sydney	W, 17-0
9/29	@Dayton	L, 15-35
10/6	@William & Mary	L, 0-33
10/13	@Virginia	L, 9-69
10/27	Randolph-Macon#	W, 54-0
11/3	@Shippensburg	W, 10-7
11/10	Morehead State	W, 16-3
		<b>135-206</b>

### 1980: 4-6

9/6	Appalachian State	L, 6-34
9/13	@Morehead State	L, 18-21
9/20	@Austin Peay	L, 3-21
9/27	@Virginia Tech	L, 6-38
10/4	@U.S. Merchant Marine	W, 20-6
10/11	Liberty	W, 30-14
10/25	Wofford	W, 3-0
11/1	@Lehigh	L, 14-31
11/8	East Tennessee State#	L, 23-28
11/15	Shippensburg	W, 19-14
		<b>142-207</b>

### 1981: 3-8

9/12	@Appalachian State	L, 0-45
9/19	Austin Peay	L, 7-13
9/26	@Liberty	W, 36-14
10/3	@Richmond	L, 7-24
10/10	C.W. Post	L, 36-37
10/17	Furman	L, 14-30
10/24	Hampton	L, 15-17
10/31	@William & Mary	L, 19-31
11/7	Towson#	W, 20-7
11/14	@Shippensburg	L, 27-33
11/21	@East Tennessee State	W, 17-14
		<b>198-265</b>

### 1982: 8-3

9/4	New Hampshire	L, 6-28
9/11	Appalachian State	W, 39-35
9/18	@Virginia	W, 21-17
9/25	East Tennessee State	W, 15-10
10/2	@Davidson	W, 35-7
10/16	@VMI	L, 7-35
10/23	William & Mary#	W, 24-18
10/30	@C.W. Post	W, 32-16
11/6	@Furman	L, 10-17
11/13	Shippensburg	W, 52-22
11/20	@Towson	W, 42-24
		<b>283-229</b>

### 1983: 3-8

9/10	@Appalachian State	W, 24-20
9/17	@Virginia	L, 14-21
9/24	Liberty	W, 44-35
10/1	Davidson#	W, 50-0
10/8	@Delaware State	L, 28-38
10/15	@William & Mary	L, 21-24
10/22	Lafayette	L, 14-31
10/29	Delaware	L, 23-26
11/5	@Richmond	L, 0-32
11/12	@Shippensburg	L, 9-29
11/19	Towson	L, 3-10
		<b>230-266</b>

### 1984: 6-5

9/1	Richmond	L, 12-43
9/8	@Delaware	L, 3-32
9/15	@Morehead State	W, 38-28
9/22	@Liberty	W, 52-43
9/29	William & Mary	L, 10-20
10/6	Delaware State	W, 20-19
10/13	@Davidson	W, 28-7
10/20	Northeastern#	L, 6-9
10/27	East Tennessee State	L, 6-9
11/10	VMI	W, 21-17
11/17	@Towson	W, 24-14
		<b>220-241</b>

## Joe Purzycki

1985-90 (Six seasons)  
34-30-2 (.530)



### 1985: 5-6

9/7	@East Tennessee State	W, 14-9
9/14	Morehead State	W, 35-14
9/21	Liberty	L, 3-9
9/28	@William & Mary	L, 14-31
10/5	vs. Richmond	L, 15-38
10/12	@Lafayette	L, 13-20
10/19	@Appalachian State	L, 0-36
10/26	Davidson	W, 28-0
11/2	Georgia Southern#	W, 21-6
11/9	@VMI	L, 7-14
11/23	Towson	W, 13-0
		<b>163-177</b>

(\*Norfolk, Va., Oyster Bowl)

### 1986: 5-5-1

9/6	Massachusetts	L, 14-16
9/13	@Morehead State	L, 24-27
9/20	@Liberty	L, 7-17
9/27	VMI	W, 39-7
10/4	St. Paul's	W, 62-0
10/18	Appalachian State#	L, 20-21
10/25	William & Mary	W, 42-33
11/1	@Northeastern	W, 15-2
11/8	East Tennessee State	W, 34-3
11/15	@Georgia Southern	L, 35-45
11/22	@Towson	T, 7-7
		<b>299-178</b>

### 1987: 9-3

#### NCAA Playoffs

9/5	Rhode Island	W, 38-0
9/12	@Appalachian State	L, 10-17
9/19	Morehead State	W, 44-10
9/26	@Massachusetts	W, 21-15
10/10	Richmond	W, 41-3
10/17	@VMI	W, 20-17
10/24	@William & Mary	W, 28-22
10/31	Towson#	W, 21-19
11/7	@Georgia Southern	L, 7-26
11/14	Northeastern	W, 13-3
11/21	@East Tennessee State	W, 28-24
11/28	@Marshall+	L, 12-41
		<b>283-197</b>

### 1988: 5-6

9/3	@Navy	L, 14-27
9/10	Appalachian State	L, 14-17
9/17	@Boston	W, 23-13
9/24	William & Mary	L, 3-10
10/1	Liberty	W, 31-28
10/15	@Northeastern	W, 29-13
10/22	VMI	W, 37-0
10/29	@Towson	L, 6-34
11/5	Georgia Southern#	L, 13-27
11/12	@Richmond	W, 25-13
11/19	@Virginia Tech	L, 6-27
		<b>201-209</b>

### 1989: 5-4-1

9/2	Bloomsburg	W, 48-3
9/9	@Massachusetts	T, 28-28
9/16	Richmond	W, 31-0
9/23	@Appalachian State	L, 14-23
9/30	@Liberty	L, 14-19
10/14	Towson	W, 41-6
10/21	VMI	W, 25-0
10/28	@Navy	W, 24-20
11/4	Georgia Southern#	L, 21-36
11/11	@William & Mary	L, 21-24
		<b>267-159</b>

### 1990: 5-6

9/8	Liberty	L, 19-22
9/15	@VMI	L, 21-24
9/22	@Richmond	W, 29-0
9/29	Newberry	W, 52-7
10/6	Northeastern#	W, 21-0
10/13	@Towson	W, 21-14
10/20	Youngstown State	L, 15-31
10/27	@Navy	W, 16-7
11/3	@Georgia Southern	L, 13-31
11/10	William & Mary	L, 21-31
11/17	Appalachian State	L, 0-24
		<b>228-191</b>

## Rip Scherer

1991-94 (Four seasons)  
29-19-0 (.604)  
10-6 Atlantic 10 (.625)





# ALL-TIME SCORES

## 1991: 9-4

### NCAA Playoffs

8/31	@Virginia Tech	L, 12-41
9/7	Central Florida	W, 49-31
9/21	@Appalachian State	W, 31-8
9/28	@William & Mary	W, 29-28
10/5	Massachusetts	W, 24-7
10/12	Towson	W, 55-31
10/19	Georgia Southern	L, 21-24
10/26	Richmond#	W, 47-42
11/2	@Liberty	W, 35-34
11/9	@Youngstown State	L, 21-28
11/23	@Northeastern	W, 27-10
11/30	@Delaware+	W-2ot, 42-35
12/7	Samford+	L, 21-24
		<b>414-343</b>

## 1992: 4-7

9/5	@Virginia Tech	L, 20-49
9/12	@Richmond	L, 40-49
9/19	Hofstra	W, 38-6
9/26	@Youngstown State	W, 52-49
10/3	Northeastern#	W, 35-34
10/10	Appalachian State	L, 21-27
10/17	@Georgia Southern	L, 17-24
10/24	@Towson	L, 21-28
10/31	William & Mary	W, 21-14
11/7	Liberty	L, 31-34
11/14	@Central Florida	L, 37-41
		<b>333-355</b>

## 1993: 6-5 (4-4 Atlantic 10)

9/4	Lock Haven	W, 55-3
9/11	Richmond*	L, 13-20
9/18	@Connecticut*	L, 34-45
9/25	Jacksonville State	W, 35-14
10/2	@Massachusetts	L, 10-33
10/9	Delaware*#	W, 42-38
10/16	New Hampshire*	W, 45-21
10/30	@William & Mary*	L, 26-31
11/6	@Northeastern*	W, 52-21
11/13	@Villanova*	W, 42-3
11/20	Boston*	L, 21-24
		<b>375-253</b>


## 1994: 10-3 (6-2 Atlantic 10)

### NCAA Playoffs

#### Lambert Cup Champion

9/3	Buffalo	W, 35-0
9/10	Middle Tennessee St.	W, 24-22
9/17	@New Hampshire*	L, 24-27
10/1	@Boston*	W, 24-21
10/8	@Delaware*	W, 30-10
10/15	Villanova*	W, 31-23
10/22	William & Mary*#	W, 33-7
10/29	@Richmond*	W, 29-16
11/5	@VMI	W, 38-15
11/12	Connecticut*	W, 48-20
11/19	Northeastern*	L-ot, 6-9
11/26	Troy State+	W, 45-26
12/3	@Marshall+	L-ot, 21-28
		<b>388-224</b>

**Alex Wood**  
1995-98 (Four seasons)  
23-22 (.511)  
16-16 Atlantic 10 (.500)



## 1995: 8-4 (6-2 Atlantic 10)

### NCAA Playoffs

9/2	Morgan State	W, 76-7
9/9	@William & Mary*	W, 24-17
9/16	McNeese State	L, 24-30
9/23	@Villanova*	W-ot, 28-27
9/30	@Maine*	W, 21-17
10/7	Boston*	W, 38-31
10/14	@New Hampshire	W, 23-19
10/21	Delaware*#	L, 19-48
10/28	Richmond*	L, 33-34
11/4	@Northeastern*	W, 27-13
11/11	Connecticut*	W, 24-16
11/25	@Appalachian State+	L, 24-31
		<b>361-290</b>

## 1996: 7-4 (5-3 Atlantic 10)

9/7	Shippensburg	W, 30-0
9/14	@McNeese State	W, 24-10
9/21	@Boston*	W, 38-7
9/28	New Hampshire	L, 22-39
10/5	Maine*#	W, 31-7
10/12	William & Mary*	W, 26-21
10/19	@Richmond*	W, 31-27
10/26	@Delaware*	L, 13-27
11/2	Northeastern*	L, 7-31
11/9	@Connecticut*	W, 14-6
11/16	Villanova*	L, 23-40
		<b>259-215</b>

## 1997: 5-6 (3-5 Atlantic 10)

9/6	@Ball State	L, 6-24
9/13	East Tennessee State	W, 32-27
9/20	Massachusetts*	W, 13-10
9/27	@Maine*	W, 24-22
10/4	@Villanova*	L, 17-49
10/11	@William & Mary*	L, 25-38
10/18	Delaware*#	L, 27-49
10/25	Richmond*	L, 21-26
11/8	@Northeastern*	L, 17-41
11/15	Rhode Island*	W-3ot, 39-37
11/22	Boston	W, 31-14
		<b>252-337</b>

## 1998: 3-8

9/5	@Maryland	L, 15-23
9/12	Hofstra	L, 24-37
9/19	Villanova*	L, 30-34
9/26	Elon	W, 19-12
10/3	@Richmond*	L, 7-28
10/10	@Massachusetts*	L, 26-28
10/17	William & Mary*#	L, 12-24
10/24	Maine*	W, 34-28
10/31	@Rhode Island*	L, 21-28
11/7	Northeastern*	W, 31-17
11/21	@Delaware*	L, 14-28
		<b>233-287</b>

## Mickey Matthews

1999-2013 (15 seasons)  
109-71 (.606)  
71-52 A-10/CAA (.577)



## 1999: 8-4 (7-1 Atlantic 10)

### NCAA Playoffs

#### Atlantic 10 Co-Champion

9/4	@Virginia Tech	L, 0-47
9/11	Northeastern*	W, 29-21
9/18	@New Hampshire*	W, 35-28
9/25	Delaware*	W, 21-7
10/2	@Villanova*	W, 23-20
10/16	@William & Mary*	W, 30-20
10/23	Connecticut*#	W, 48-14
10/30	South Florida	W, 13-3
11/6	@Maine*	L, 20-26
11/13	Richmond*	W, 31-13
11/20	@Hofstra	L, 16-34
11/27	@Troy State+	L, 7-27
		<b>273-260</b>

## 2000: 6-5 (4-4 Atlantic 10)

9/2	Lock Haven	W, 72-0
9/9	Liberty	W, 38-7
9/16	@South Florida	L, 7-26
9/30	New Hampshire*	W, 24-13
10/7	Villanova*#	W, 57-23
10/14	@Rhode Island*	L, 6-7
10/21	William & Mary*	W, 28-14
10/28	@Delaware*	L, 14-33
11/4	Maine*	W, 22-7
11/11	@Richmond*	L, 2-21
11/18	@Northeastern*	L, 30-34
		<b>300-185</b>

## 2001: 2-9 (0-9 Atlantic 10)

9/1	Elon	W, 42-21
9/8	@New Hampshire*	L, 19-26
9/22	Rhode Island*	L, 12-16
9/29	@Maine*	L, 3-13
10/6	@Villanova*	L-2ot, 44-45
10/13	Richmond*	L, 17-20
10/20	@Massachusetts*	L, 20-43
11/3	Delaware*#	L, 3-28
11/10	@William & Mary*	L, 10-17
11/17	Northeastern*	L, 17-24
11/23	@Liberty	W, 14-7
		<b>201-260</b>

## 2002: 5-7 (3-6 Atlantic 10)

8/31	Hampton	L, 28-31
9/7	New Hampshire*	W, 20-14
9/14	Florida Atlantic	W, 16-13
9/21	@Hofstra*	W (2ot), 24-21
9/28	Villanova*	L, 26-30
10/5	Maine*	L, 6-17
10/12	@Delaware*	L, 10-23
10/19	@Richmond*	L, 0-26
10/26	Massachusetts*#	L, 7-14
11/2	@Rhode Island*	W, 15-11
11/16	William & Mary*	W-ot, 34-31
11/23	@Northeastern*	L, 10-41
		<b>196-272</b>

## 2003: 6-6 (4-5 Atlantic 10)

8/30	Liberty	W, 48-6
9/6	@Virginia Tech	L, 0-43
9/20	Hofstra*	W, 23-20
9/27	@Massachusetts*	L, 26-31
10/4	@Villanova*	L, 14-38
10/11	Richmond*#	W, 34-14
10/18	@William & Mary*	W, 24-17
10/25	@Maine*	L, 13-20
11/1	Rhode Island*	W, 39-27
11/8	@New Hampshire*	L, 17-20
11/15	Charleston Southern	W, 45-7
11/22	Northeastern*	L, 24-41
		<b>307-284</b>

## 2004: 13-2 (7-1 Atlantic 10)

### NCAA Division I-AA Champion

#### Lambert Cup Champion

#### ECAC Division I-AA Team of the Year

#### Atlantic 10 Tri-Champion

9/4	Lock Haven	W, 62-7
9/18	@Villanova*	W, 17-0
9/25	@West Virginia	L, 10-45
10/2	Hofstra*	W, 31-21
10/9	Massachusetts*	W, 28-7
10/16	@Maine*	W, 24-20
10/23	@Richmond*	W, 26-20
10/30	VMI#	W, 41-13
11/6	Delaware*	W, 20-13
11/13	William & Mary*	L, 24-27
11/20	@Towson	W, 31-17
11/27	@Lehigh+	W, 14-13
12/4	@Furman+	W, 14-13
12/10	@William & Mary+	W, 48-34
12/17	vs. Montana +	W, 31-21
	(*Chattanooga, Tenn.)	
		<b>421-268</b>

## 2005: 7-4 (5-3 Atlantic 10)

9/3	Lock Haven	W, 56-0
9/10	@Coastal Carolina	L, 27-31
9/17	Delaware State	W, 65-7
10/1	@Hofstra*	W, 42-10
10/8	Maine*	W, 38-2
10/15	@Massachusetts*	L, 7-10
10/22	@Delaware*	L, 28-34
10/29	Richmond*#	L, 15-18
11/5	@William & Mary*	W, 30-29
11/12	Villanova*	W, 28-13
11/19	Towson*	W, 55-14
		<b>391-168</b>

## 2006: 9-3 (7-1 Atlantic 10)

### NCAA Playoffs

9/2	Bloomsburg	W, 14-3
9/9	@Appalachian State	L, 10-21
9/23	Northeastern*	W, 52-14
9/30	@VMI	W, 45-7
10/7	Rhode Island*	W, 35-23
10/14	@New Hampshire*	W, 42-23
10/21	William & Mary*#	W, 31-17
10/28	@Richmond*	W, 27-10
11/4	Delaware*	W, 44-24
11/11	@Villanova*	L, 20-21
11/18	@Towson*	W, 38-3
11/25	@Youngstown State+	L, 31-35
		<b>389-201</b>



# ALL-TIME SCORES

## 2007: 8-4 (6-2 CAA)

### NCAA Playoffs

9/1	@North Carolina	L, 14-37
9/8	New Hampshire*	W, 41-24
9/15	VMI	W, 45-17
9/22	Coastal Carolina	W, 45-10
9/29	Villanova*	W, 35-7
10/6	@Northeastern*	W, 21-14
10/13	@Rhode Island*	W, 44-27
10/27	Richmond*#	L, 16-17
11/3	@Delaware*	L, 34-37
11/10	@William & Mary*	W, 55-34
11/17	Towson*	W, 23-12
11/24	@Appalachian State+	L, 27-28
		<b>400-265</b>

## 2008: 12-2 (8-0 CAA)

### NCAA Playoffs

### ECAC FCS Team of the Year

### CAA Champion

8/30	@Duke	L, 7-31
9/6	N.C. Central	W, 56-7
9/13	Massachusetts*	W, 52-38
9/20	Appalachian State	W, 35-32
9/27	@Maine*	W, 24-10
10/4	Hofstra*	W, 56-0
10/11	@Richmond*	W, 38-31
10/25	@Villanova*	W, 23-19
11/1	Delaware*#	W, 41-7
11/15	William & Mary*	W, 48-24
11/22	@Towson*	W, 58-27
11/29	Wofford+	W, 38-35
12/6	Villanova+	W, 31-27
12/12	Montana+	L, 27-35
		<b>524-323</b>

## 2009: 6-5 (4-4 CAA)

9/12	@Maryland	L-ot, 35-38
9/19	VMI	W, 44-16
9/26	@Liberty	W, 24-10
10/3	@Hofstra*	L, 17-24
10/10	Richmond*	L, 17-21
10/17	Villanova*#	L, 0-27
10/24	@William & Mary*	L, 3-24
10/31	@Delaware*	W, 20-8
11/7	Maine*	W, 20-14
11/14	@Massachusetts*	W, 17-14
11/21	Towson*	W, 43-12
		<b>242-208</b>

## 2010: 6-5 (3-5 CAA)

9/4	Morehead State	W, 48-7
9/11	@ Virginia Tech	W, 21-16
9/25	Liberty	W, 10-3
10/2	Delaware*	L, 10-13
10/9	@ Towson*	W, 17-13
10/16	New Hampshire*#	L, 14-28
10/23	@ Villanova*	L, 7-14
10/30	Massachusetts*	L, 14-21
11/6	@ Richmond*	L-ot, 10-13
11/13	William & Mary*	W, 30-24
11/20	@ Maine*	W, 14-10
		<b>195-162</b>

## 2011: 8-5 (5-3 CAA)

### NCAA Playoffs

9/3	@ North Carolina	L, 10-42
9/10	Central Connecticut St.	W, 14-9
9/17	@ Liberty	W, 27-24
9/14	@ William & Mary*	W, 20-14
10/1	Richmond*#	W, 31-7
10/8	Maine*	L-ot, 24-25
10/15	Villanova*	W, 34-10
10/29	@ Old Dominion*	L, 20-23
11/5	@ New Hampshire*	L, 10-28
11/12	Rhode Island*	W, 31-13
11/19	@ Massachusetts*	W, 34-17
11/26	@ Eastern Kentucky+	W, 20-17
12/3	@ North Dakota St. +	L, 14-26
		<b>289-255</b>

## 2012: 7-4 (5-3 CAA)

9/1	Saint Francis (Pa.)	W, 55-7
9/8	Alcorn State	W, 42-3
9/15	vs. West Virginia (FedEx Field - Washington, D.C.)	L, 12-42
9/22	at Rhode Island*	W, 32-7
10/6	Towson*	W, 13-10
10/13	William & Mary*	W-2ot, 27-26
10/20	at Richmond	L, 29-35
10/27	Georgia State*#	W, 28-21
11/3	at Maine*	W, 31-7
11/10	at Villanova*	L, 20-35
11/17	Old Dominion*	L, 28-38
		<b>317-231</b>

## 2013: 6-6 (3-5 CAA)

8/31	Central Conn. St.	W, 38-14
9/7	at Akron	L, 33-35
9/14	St. Francis (Pa.)	W, 24-20
9/21	Charlotte	W, 34-7
9/28	at Delaware*	L, 22-29
10/5	Albany*	W, 40-13
10/12	Richmond*	W, 38-31
10/26	at William & Mary	L, 7-17
11/2	Villanova*	W, 31-21
11/9	at New Hampshire*	L, 17-33
11/16	Stony Brook*	L, 38-41
11/23	at Towson	L, 17-28
		<b>339-289</b>

\* Conference Game

# Homecoming

+ NCAA Playoffs

## Year-by-Year Records

Year	Overall	Conference	Coach	Honors
1972	0-4-1	-----	Challace McMillin	
1973	4-5	-----	Challace McMillin	
1974	6-4	3-2	Challace McMillin	
1975	9-0-1	5-0	Challace McMillin	VCAA Champion
1976	7-4	-----	Challace McMillin	
1977	5-5	-----	Challace McMillin	
1978	8-2	-----	Challace McMillin	
1979	4-6	-----	Challace McMillin	
1980	4-6	-----	Challace McMillin	
1981	3-8	-----	Challace McMillin	
1982	8-3	-----	Challace McMillin	
1983	3-8	-----	Challace McMillin	
1984	6-5	-----	Challace McMillin	
1985	5-6	-----	Joe Purzycki	
1986	5-5-1	-----	Joe Purzycki	
1987	9-3	-----	Joe Purzycki	NCAA Playoffs
1988	5-6	-----	Joe Purzycki	
1989	5-4-1	-----	Joe Purzycki	
1990	5-6	-----	Joe Purzycki	
1991	9-4	-----	Rip Scherer	NCAA Playoffs/Second Round
1992	4-7	-----	Rip Scherer	
1993	6-5	4-4	Rip Scherer	
1994	10-3	6-2	Rip Scherer	NCAA Playoffs/Second Round, Lambert Cup Champion
1995	8-4	6-2	Alex Wood	NCAA Playoffs
1996	7-4	5-3	Alex Wood	
1997	5-6	3-5	Alex Wood	
1998	3-8	2-6	Alex Wood	
1999	8-4	7-1	Mickey Matthews	NCAA Playoffs, Atlantic 10 Co-Champion
2000	6-5	4-4	Mickey Matthews	
2001	2-9	0-9	Mickey Matthews	
2002	5-7	3-6	Mickey Matthews	
2003	6-6	4-5	Mickey Matthews	
2004	13-2	7-1	Mickey Matthews	NCAA Division I-AA Champion, Lambert Cup Champion, ECAC Division I-AA Team of the Year, Atlantic 10 Tri-Champion
2005	7-4	5-3	Mickey Matthews	
2006	9-3	7-1	Mickey Matthews	NCAA Playoffs
2007	8-4	6-2	Mickey Matthews	NCAA Playoffs
2008	12-2	8-0	Mickey Matthews	NCAA Semifinals, ECAC FCS Team of the Year, CAA Champion
2009	6-5	4-4	Mickey Matthews	
2010	6-5	3-5	Mickey Matthews	
2011	8-5	5-3	Mickey Matthews	NCAA Playoffs
2012	7-4	5-3	Mickey Matthews	
2013	6-6	3-5	Mickey Matthews	
<b>Totals</b>	<b>262-202-4</b>	<b>106-76</b>		
	<b>(.564)</b>	<b>(.582)</b>		



# STADIUM RECORDS

\* Best Division I mark when all-time record did not occur at the Division I level

## Individual

### Rushing

#### Yards

264, Warren Marshall (JMU) vs. William & Mary 10/25/86

#### Attempts

37, L.J. McKanas (Northeastern) 11/17/01

#### Touchdowns

5, Kelvin Jeter (JMU) vs. Morgan State 9/2/95  
5, Curtis Keaton (JMU) vs. Connecticut 10/23/99

#### Long

95 (TD), Joe Sparksman (JMU) vs. William & Mary 11/10/90

### Passing

#### Yards

442, Greg Moore (Boston University) 11/20/93

#### Completions

40, Brett Gordon (Villanova) 9/28/02  
40, Sean Schaefer (Towson) 11/17/07

#### Attempts

59, Mickey Fein (Maine) 10/24/98  
59, Sean Schaefer (Towson) 11/17/07

#### Touchdowns

5, Tom Ehrhardt (C.W. Post) 10/10/81  
5, Michael Birdsong (JMU) vs. Stony Brook 11/16/13

#### Long

95 (TD), Fred Vallett to Dave Klemic (Northeastern) 11/7/98

#### Interceptions

6, Matt LeZotte (JMU) vs. Delaware 11/3/01

### Receiving

#### Receptions

13, Victor Cruz (Massachusetts) 9/13/08

#### Yards

268, Victor Cruz (Massachusetts) 9/13/08

#### Touchdowns

3, Gary Clark (JMU) vs. C.W.Post 10/10/81  
3, Tom DeBona (C.W.Post) 10/10/81  
3, Gary Clark (JMU) vs. Liberty 9/24/83  
3, Kelvin Edwards (Liberty) 9/24/83

### Total Offense

#### Yards

427, Greg Moore (Boston Univ.) 11/20/93

#### Plays

70, Sean Schaefer (Towson) 11/17/07

#### Run-Pass Touchdowns

5, Tom Ehrhardt (C.W. Post) 10/10/81  
5, Tom Bowles (JMU) vs. Liberty 9/24/83  
5, Eriq Williams (JMU) vs. Central Florida 9/7/91  
5, Eriq Williams (JMU) vs. Richmond 10/26/91  
5, Dale Fry (Delaware) 10/9/93  
5, Kelvin Jeter (JMU) vs. Morgan State 9/2/95  
5, Curtis Keaton (JMU) vs. Connecticut 10/23/99  
5 Michael Birdsong (JMU) vs. Stony Brook 11/16/13

#### All-Purpose Yards

325, Brian Westbrook (Villanova) 9/19/98

### Scoring

#### Points

30, Kelvin Jeter (JMU) vs. Morgan State 9/2/95  
30, Curtis Keaton (JMU) vs. Connecticut 10/23/99

#### Touchdowns

5, Kelvin Jeter (JMU) vs. Morgan State 9/2/95  
5, Curtis Keaton (JMU) vs. Connecticut 10/23/99

#### Points Kicking

16, John Coursey (JMU) vs. Morgan State 9/2/95

#### PATs

10, John Coursey (JMU) vs. Morgan State 9/2/95  
10, Mike Glover (JMU) vs. Lock Haven 9/2/00

#### PAT Att.

10, John Coursey (JMU) vs. Morgan State 9/2/95  
10, Mike Glover (JMU) vs. Lock Haven 9/2/00

#### Field Goals

3, Scott Norwood (JMU) vs. Morehead State 11/10/79  
3, Scott Norwood (JMU) vs. Liberty 10/11/80  
3, Scott Norwood (JMU) vs. East Tenn. State 11/8/80  
3, Tim Tanguay (Furman) 10/17/81  
3, Mickey Stinnett (JMU) vs. East Tenn. State 9/25/82  
3, Marc DeMoss (Liberty) 9/24/83  
3, Geoff Hart (Northeastern) 10/20/84  
3, Herbie Campbell (East Tenn. State) 10/27/84  
3, Silvio Bonvini (Massachusetts) 9/6/86  
3, Dan Mueller (William & Mary) 11/10/90  
3, Garth Petrilli (Middle Tenn. State) 9/10/94  
3, Brandon Hanes (Northeastern) 11/19/94  
3, Mike Glover (JMU) vs. Villanova 10/7/00  
3, Burke George (JMU) vs. Florida Atlantic 9/14/02  
3, Dave Stannard (JMU) vs. Richmond 10/27/07

#### Long

60, David Cool (Georgia Southern) 11/5/88

#### FG Att.

6, Garth Petrilli (Middle Tenn. State) 9/10/94  
Punting

#### Punts

12, Gerald Carlson (Buffalo) 9/3/94

#### Average (3 att.)

53.0, John Druiett (JMU) vs. Liberty 9/21/85  
49.7, Tony Umholtz (South Florida) 10/30/99\*

#### Long

73, Scott Todd (JMU) vs. Appalachian State 9/10/88  
73, Nelson Garner (JMU) vs. Boston Univ. 10/7/95

### Kickoff Returns

#### Returns

9, Emmanuel Marc (Delaware State) 9/17/05

#### Yards

247, Emmanuel Marc (Delaware State) 9/17/05

#### Long

100 (TD), Scotty McGee (JMU) vs. Towson 11/17/07  
100 (TD), Dejour Simmons (JMU) vs. Richmond 10/12/13

#### Touchdowns

1, Gary Clark (JMU) vs. Liberty 9/24/83  
1, Dwight Robinson (JMU) vs. Lock Haven 9/4/93  
1, Dwight Robinson (JMU) vs. Villanova 10/15/94  
1, Shaun Marshall (JMU) vs. Boston Univ. 10/7/95  
1, B.J. Thomley (JMU) vs. Richmond 10/25/97  
1, Tony Booth (JMU) vs. Northeastern 11/7/98  
1, Tim Maypray (Virginia Military) 9/15/07  
1, Scotty McGee (JMU) vs. Towson 11/17/07  
1, Scotty McGee (JMU) vs. Appalachian State 9/20/08  
1, Jerry Butler (Delaware) 11/1/08  
1, Dejour Simmons (JMU) vs. Richmond 10/12/13

### Punt Returns

#### Returns

8, L.C. Baker (JMU) vs. Lock Haven 9/4/04

#### Yards

135, Delvin Joyce (JMU) vs. Villanova 10/7/00

#### Long

87 (TD), Cortez Thompson (JMU) vs. Delaware 11/6/04

#### Touchdowns

1, Gary Clark (JMU) vs. Appalachian State 9/11/82  
1, Rodney Stockett (JMU) vs. Appalachian State 10/18/86  
1, Rodney Oglesby (Georgia Southern) 11/4/89  
1, Mike Dickinson (Central Florida) 9/7/91  
1, Anthony Archer (JMU) vs. Georgia Southern 10/19/91  
1, David Primus (Samford) 12/7/91  
1, Earnest Payton (JMU) vs. Boston Univ. 11/22/97  
1, Delvin Joyce (JMU) vs. Elon 9/26/98  
1, Darrick Brown (Maine) 10/24/98  
1, Cortez Thompson (JMU) vs. Delaware 11/6/04  
1, L.C. Baker (JMU) vs. Lock Haven 9/3/05  
1, L.C. Baker (JMU) vs. Maine 10/8/05  
1, Scotty McGee (JMU) vs. North Carolina Central 9/6/08  
1, Scotty McGee (JMU) vs. Delaware 11/1/08

#### Defense

#### Interceptions

3, Chris Jacobs (JMU) vs. Georgia Southern 11/2/85  
3, Mal Haith (Northeastern) 11/14/87

#### Long

100 (TD), Rico Mack (Appalachian State) 11/17/90  
100 (Def. 2-Pt.), Mike Masella (JMU) vs. Villanova 9/9/98  
100 (TD), Tony LeZotte (JMU) vs. Towson 11/19/05

#### Touchdowns

1, several times

#### Fumble Return TDs

2, Tom McGlooin (JMU) vs. Randolph-Macon 10/27/79

#### Long Fumble Return

99 (TD), Chris Morant (JMU) vs. Northeastern 9/11/99

### Team

### Rushing

#### Yards

520, Delaware 10/21/95

#### Attempts

80, Richmond 10/13/01

#### Touchdowns

9, JMU vs. Gallaudet 11/16/74  
8, JMU vs. Morgan State 9/2/95\*

#### Passing

#### Yards

442, Boston University 11/20/93

#### Completions

40, Villanova 9/28/02  
40, Towson 11/17/07

#### Attempts

60, Towson 11/17/07

#### Touchdowns

5, C.W. Post 10/10/81  
5, JMU vs. Richmond 10/26/91  
5, JMU vs. Stony Brook 11/16/13

### Interceptions

6, JMU vs. Delaware 10/13/01

### Total Offense

#### Yards

657, JMU vs. St. Paul's 10/4/86  
623, Delaware 10/18/97\*

#### Plays

102, Boston University 10/7/95

#### Miscellaneous

#### Points

76, JMU vs. Morgan State 9/2/95; JMU 76-7

#### Combined Points

90, JMU vs. Gallaudet 11/16/74; JMU 75-15  
89, JMU vs. Richmond 10/26/91; JMU 47-42\*

#### Opponent Points

49, Delaware 10/18/97; Delaware 49-27

#### JMU Win Margin

72, vs. Lock Haven 9/2/00; JMU 72-0  
69, vs. Morgan State 9/2/95; JMU 76-7\*

#### JMU Loss Margin

31, vs. Richmond 9/1/84; UR 43-12

#### JMU Win Streak

13, 1998-2001

#### JMU Loss Streak

5, 1983-84, 2001-02

#### Penalties

15, Liberty 9/9/00

#### Yards Penalized

165, JMU vs. East Tennessee State 11/8/86

### Top Crowds

#### Capacity

15,694 (until 2011); 24,877 (2011)

#### Attendance

25,742 (10/1/11) - JMU 31, Richmond 7  
25,201 (10/5/13) - JMU 40, Albany 13  
25,102 (9/10/11) - JMU 14, Central Conn. St. 9  
25,096 (11/12/11) - JMU 31, Rhode Island 3  
25,077 (10/6/12) - JMU 13, Towson 10  
25,047 (10/15/11) - JMU 34, Villanova 10  
24,023 (10/8/11) - Maine 25, JMU 24 (ot)  
23,541 (8/31/13) - JMU 38, Central Conn. St. 14  
23,248 (9/1/12) - JMU 55, Saint Francis (Pa.) 7  
23,051 (11/17/12) - Old Dominion 38, JMU 28  
22,813 (10/27/12) - JMU 28, Georgia State 21  
22,271 (10/13/12) - JMU 27, William & Mary 26 (2ot)  
21,758 (11/2/13) - JMU 31, Villanova 21  
21,276 (9/14/13) - JMU 24, Saint Francis 20  
20,239 (9/8/12) - JMU 42, Alcorn State 3  
19,029 (10/12/13) - JMU 38, Richmond 31  
18,302 (9/21/13) - JMU 34, Charlotte 7  
17,969 (11/23.13) - Stony Brook 41, JMU 38  
17,163 (9/20/08) - JMU 35, Appalachian St. 32  
17,000 (10/7/95) - JMU 38, Boston 31  
16,985 (10/16/10) - New Hampshire 28, JMU 14  
16,810 (11/1/08) - JMU 41, Delaware 7  
16,733 (11/13/10) - JMU 30, Wm. & Mary 24  
16,664 (10/30/10) - UMass 21, JMU 14  
16,612 (9/4/10) - JMU 48, Morehead State 7  
16,500 (10/31/87) - JMU 21, Towson 19  
16,385 (9/25/10) - JMU 10, Liberty 3  
16,205 (10/2/10) - Delaware 13, JMU 10  
16,144 (11/4/06) - JMU 44, Delaware 24  
16,109 (10/3/08) - JMU 56, Hofstra 0  
16,098 (10/10/09) - Richmond 21, JMU 17  
16,037 (10/17/09) - Villanova 27, JMU 0  
16,030 (10/10/87) - JMU 41, Richmond 3  
15,986 (10/22/88) - JMU 37, VMI 0



# JMU LONG PLAYS

Current JMU players in **bold>**

## Rush

- 95 (TD), Joe Sparksman vs. William & Mary 11/10/90
- 92 (TD), Brian Coe at Delaware State 10/8/83
- 86 (TD), Ron Stith vs. Frostburg State 10/23/76
- 86 (TD), Griff Yancey at Delaware 11/3/07
- 83 (TD), Maurice Fenner vs. Lock Haven 9/4/04
- 82 (TD), Stan Jones at Emory & Henry 9/11/76
- 81 (TD), Ron Stith at Frostburg State, 10/18/75
- 81 (TD), Rodney Landers vs. Delaware State 9/17/05
- 80 (TD), Eriq Williams at VMI 9/15/90
- 80 (TD), Kenny Sims vs. Massachusetts 10/5/91
- 80 (TD), Curtis Keaton vs. South Florida 10/30/99
- 80 (TD), Eugene Holloman vs. Delaware 11/4/06
- 80 (TD), Jordan Anderson vs. Maine 10/8/11

## Pass

- 86 (TD), Mike Cawley to David McLeod vs. New Hampshire 10/16/93
- 82 (TD), Mike Cawley to Jay Jones at Appalachian State 11/25/95
- 81 (TD), Jayson Cooke to Tahir Hinds vs. Rhode Island 11/1/03
- 80 (TD), Jon Roddy to Gary Clark at Virginia 9/18/82
- 80 (TD), Jace Edwards to Kerby Long vs. Villanova 10/15/11
- 78 (TD), Eriq Williams to David McLeod vs. Hofstra 9/19/92
- 77, Matt LeZotte to Jason Mallory at Delaware 10/12/02
- 77 (TD), Drew Dudzik to Jamal Sullivan at Virginia Tech 9/11/10
- 73 (TD), Eric Green to Warren Marshall vs. St. Paul's 10/4/86
- 72 (TD), Brian Coe to Gary Clark at Delaware State 10/8/83
- 72 (TD), Eriq Williams to David McLeod at William & Mary 9/28/91
- 72 (TD), Greg Maddox to Macey Brooks vs. Northeastern 11/2/96
- 72 (TD), Greg Maddox to Lindsay Flesman vs. Villanova 9/19/98
- 72, Matt LeZotte to Mark Higgins 10/26/02

## Kickoff Return

- 100 (TD), Scotty McGee vs. Towson 11/17/07
- 100 (TD), Dejour Simmons vs. Richmond 10/12/13
- 99 (TD), Jay Jones at Richmond 10/19/96
- 99 (TD), Scotty McGee at Youngstown State 11/25/06
- 99 (TD), Scotty McGee vs. Appalachian State 9/20/08
- 98 (TD), Shaun Marshall vs. Boston 10/7/95
- 98 (TD), Tony Booth vs. Northeastern 11/7/98
- 95 (TD), Gary Clark vs. Liberty 9/24/83
- 94 (TD), Dwight Robinson vs. Villanova 10/15/94
- 92 Jay Jones at Richmond 10/19/96

## Punt Return

- 89 (TD), Gary Clark at Virginia 9/17/8383
- 87 (TD), Gary Clark at Virginia 9/17/83
- 87 (TD), Cortez Thompson vs. Delaware 11/6/04
- 80 (TD), Anthony Archer vs. Georgia Southern 10/19/91
- 79 (TD), Gary Clark vs. Appalachian State 9/11/82
- 77 (TD), Earnest Payton vs. Boston University 11/22/97
- 75 (TD), Anthony Archer at William & Mary 11/11/89
- 71 (TD), Rodney Stockett vs. Appalachian State 10/18/86
- 70 (TD), Cortez Thompson at William & Mary 10/18/03
- 69 (TD), Scotty McGee at Richmond 10/11/08

## Interception Return


- 100 (TD), Tony LeZotte vs. Towson 11/19/05
- 94 (TD), Tony Jordan vs. William & Mary 10/12/96
- 70 (TD), Akeem Jordan at Massachusetts 10/15/05
- 69 (TD), Clint Kent at William & Mary 12/10/04
- 67, Trey Townsend vs. Delaware 11/6/04
- 65 (TD), Quincy Waller vs. McNeese State 9/16/95
- 63, Bob Logan at Shippensburg 11/15/75
- 62 (TD), Mike Thurman at U.S. Merchant Marine 10/4/80
- 62 (TD), Jon Williams at Maryland 9/12/09
- 55 (TD), Zeb Clark vs. Richmond 11/13/99
- 55, Cortez Thompson vs. William & Mary 11/16/02
- \* 100 (PAT Return), Mike Masella, vs. Villanova, 9/19/98

## Fumble Return


- 99 (TD), Chris Morant vs. Northeastern 11/7/98



Andy Bailey



Mark Coates



Brian Coe



Chris Morant



Mike Glover

- 94 (TD), Mark Coates vs. Delaware 9/25/99
- 84 (TD), Dan Kobosko at Richmond 11/12/88
- 68 (TD), Arthur Moats vs. Towson 11/21/09
- 53 (TD), Cortez Thompson at Rhode Island 11/2/02
- 46 (TD), Andy Bailey at William & Mary 10/11/98
- 38 (TD), Kevin Winston vs. Richmond 10/28/06
- 38 (TD), Jamaris Sanders at Massachusetts 11/14/09
- 35 (TD), Brandon Beach at West Virginia 9/25/04
- 34 (TD), Tom McGlooin vs. Randolph-Macon 10/27/79
- 34, Timm Carper at William & Mary 10/16/99

## Field Goal

- 53, Mickey Stinnett vs. Richmond 9/1/84
- 52, Mike Glover vs. South Florida 10/30/99
- 51, Scott Norwood vs. Morehead State 11/10/79
- 51, Scott Norwood vs. Towson State 11/7/81
- 51, Jason Pritchard at Richmond 10/11/08
- 50, Nelson Garner at William & Mary 10/11/97
- 50, Mike Glover at Hofstra 11/20/99
- 50, Burke George at Maine 9/29/01
- 50, Burke George at Hofstra 9/21/02
- 50, Jason Pritchard at Rhode Island 10/13/07

## Punt

- 73, Scott Todd vs. Appalachian State 9/10/88
- 73, Nelson Garner vs. Boston University 10/7/95
- 71, Winston Bersch vs. Salisbury State 10/13/73
- 70, Jason Pritchard vs. Towson 11/17/07
- 69, Scott Todd vs. Richmond 11/12/88
- 67, Nelson Garner at Northeastern 11/8/97
- 66, Mike Glover vs. South Florida 10/30/99
- 65, Matt Goff at Liberty 9/19/09
- 65, David Skahn vs. Alcorn State 9/8/12
- 64, Scott Todd at Appalachian State 9/23/89
- 64, Nick Englehart vs. Hofstra 9/20/03

## Opponent Long Plays

### Rush

- 94 (TD), Bill Douglas vs. Frostburg State 10/23/76

### Pass

- 95 (TD), Fred Vallett to Dave Klemic vs. Northeastern 11/7/98

### Field Goal

- 63, Tim Foley vs. Georgia Southern 11/7/87

### Punt

- 75, Andrew Maclay at Massachusetts 10/10/98

### Kickoff Return

- 99, Brian Westbrook at Villanova 10/6/01

### Punt Return


- 81 (TD), DeAndrew Rubin at South Florida 9/16/00

### Interception Return

- 100 (TD), Rico Mack vs. Appalachian State 11/17/90  
100 (TD), Melvin Cunningham at Marshall 12/3/94

### Fumble Return

- 67 (TD), Jamal Clay at Maine 11/3/12



Jon Roddy



# THE LAST TIME

## Team

### JMU Met I-A Team

Lost 35-33, at Akron 9/7/13

### JMU Beat I-A Team

Won 21-16, at Virginia Tech 9/11/10

### Overtime Game

Won 27-26 (2ot), vs. William & Mary 10/13/12

### Multiple-Overtime Game

Won 27-26 (2ot), vs. William & Mary 10/13/12

### 50 Points

JMU: JMU 55, Saint Francis 7; 9/1/12 (h)  
Opp.: Virginia 69, JMU 9; 10/13/79 (a)

### Shutout

By JMU: JMU 56, Hofstra 0; 10/4/08 (h)  
By Opp.: Virginia Tech 43, JMU 0; 9/6/03 (a)  
FCS: Villanova 27, JMU 0, 10/17/09 (h)

### 300 Yards Rushing

JMU: 321, vs. Charlotte 9/21/13  
Opp.: 307 at Villanova 11/10/12

### 300 Yards Passing

JMU: 355, vs. Stony Brook 11/16/13  
Opp.: 449, at New Hampshire 11/9/13

### 300 Yards Rushing & Passing

JMU: 335/318 vs. Lock Haven 9/2/00  
Opp.: Never

### 500 Yards Total Offense

JMU: 526 at Richmond 10/20/12  
Opp.: 535, at New Hampshire 11/9/13

### No Sacks Allowed

JMU: vs. Central Connecticut State 8/31/13  
Opp.: at Delaware 9/28/13

### Safety By

JMU: vs. West Virginia 9/15/12  
Opp.: at Villanova 11/10/12 (2x)

### Scored Two Defensive TDs

JMU: vs. Towson 11/19/05 (2 IR)  
Opp.: at Northeastern 11/23/02 (IR, FR)

### No Punts

JMU: vs. Hofstra 11/21/09  
Opp.: at Virginia Tech 9/11/10

## Individual

### 150 Yards Rushing

JMU: Dae'Quan Scott (176) vs. Charlotte 9/21/13  
Opp.: Kevin Monangai (150) at Villanova 11/10/12

### 200 Yards Rushing

JMU: Dae'Quan Scott (251) at Massachusetts 11/19/11  
Opp.: Omar Cuff (236) at Delaware 10/22/05

### Two 100-Yard Rushers

JMU: Dae'Quan Scott (121), Justin Thorpe (111) at Maine 11/3/12  
Opp.: Andre Thompson (120), Greg McGraw (109) vs. Delaware 10/18/97

### Three 100-Yard Rushers

JMU: Never  
Opp.: Kai Hebron (144), Leo Hamlett (121), Pat Williams (104) vs. Delaware 10/21/95

### 300 Yards Passing

JMU: Michael Birdsong (355) vs. Stony Brook 11/16/13  
Opp.: Andy Vallas (397) at New Hampshire 11/9/13

### 400 Yards Passing

JMU: Never  
Opp.: Michael Strauss (423) vs. Richmond 10/12/13

### Three TD Passes

JMU: Michael Birdsong (5) vs. Stony Brook 11/16/13  
Opp.: Kyle Negron (3) vs. Stony Brook 11/16/13

### Four TD Passes

JMU: Michael Birdsong (5) vs. Stony Brook 11/16/13  
Opp.: Taylor Heinicke (4) vs. Old Dominion 11/17/12

### 300 Yards Total Offense

JMU: Justin Thorpe (304) at Delaware 10/31/09  
Opp.: Mike Brown (333) at Liberty 9/17/11

### 400 Yards Total Offense

JMU: Rodney Landers (408) at Rhode Island 10/13/07  
Opp.: Brett Gordon (417) vs. Villanova 9/28/02

### QB Ran/Threw For 100 Yards

JMU: Michael Birdsong (136/170) at Towson 11/23/13  
Opp.: Armanti Edwards (109/142) vs. Appalachian State 9/20/08

### 10 Receptions

JMU: D.D. Boxley (11) at Maine 10/16/04  
Opp.: Ben Edwards (13) vs. Richmond 10/12/13

### 100 Yards Receiving

JMU: Quintin Hunter (139) at New Hampshire 11/9/13  
Opp.: Adrian Coxson (183) vs. Stony Brook 11/16/13

### 150 Yards Receiving

JMU: Rockeed McCarter (168) vs. VMI 9/19/09  
Opp.: Adrian Coxson (183) vs. Stony Brook 11/16/13

### 300 All-Purpose Yards

JMU: Griff Yancey (323) at Delaware 11/3/07  
Opp.: Stephan Lewis (305) vs. New Hampshire 9/7/02

### 100 Yards On Kickoff Returns

JMU: Ryan Smith (119) at Villanova 10/10/12  
Opp.: Tim Maypray (100) vs. VMI 9/19/09

### 100 Yards On Punt Returns

JMU: Cortez Thompson (105) vs. Delaware 11/6/04  
Opp.: DeAngelo Hall (105) at Virginia Tech 9/6/03

### 50-Yard Run

JMU: Dae'Quan Scott (50) at New Hampshire 11/9/13  
Opp.: Jawon Chisholm at Akron 9/7/13

### 50-Yard Pass

JMU: Michael Birdsong to Brandon Ravenel (71) vs. Richmond 10/12/13  
Opp.: Lyle Negron to Adrian Coxson (75) vs. Stony Brook 11/16/13

### 50-Yard Kickoff Return

JMU: Dejour Simmons (100) vs. Richmond 10/12/13  
Opp.: Dominique Miller (59) vs. Richmond 10/12/13

### 50-Yard Punt Return

JMU: Dae'Quan Scott (53) vs. New Hampshire 10/16/10  
Opp.: Justin Bell (75) at Eastern Kentucky 11/26/11

### 50-Yard Field Goal

JMU: Jason Pritchard (51) at Richmond 10/11/08  
Opp.: Bill Gramatica (51) at South Florida 9/16/00

### 50-Yard Interception Return

JMU: DeAndre' Smith (86) vs. Villanova 11/2/13  
Opp.: Jabari Marshall (67) at Duke 8/30/08

### 60-Yard Punt


JMU: Connor Arnone (66) vs. Albany 10/5/13  
Opp.: Zach Paul (65) at Akron 9/7/13

### Kickoff Return For TD

JMU: Dejour Simmons (100) vs. Richmond 10/12/13  
Opp.: Torrey Smith (81) at Maryland 9/12/09

### Punt Return For TD

JMU: D.J. Bryant (2) vs. William & Mary 11/13/10  
Opp.: DeAndrew Rubin (81) at South Florida 9/16/00



Scott Baxter

### Interception Return For TD

JMU: DeAndre' Smith (86) vs. Villanova 11/2/13  
Opp.: Terence Taylor (24) at Villanova 10/4/03

### Punt Blocked By

JMU: Brandon Lee vs. Georgia State 10/27/12  
Opp.: Andrew Opoku at Delaware 9/28/13

### Punt Blocked For TD By

JMU: Brandon Lee/Brandon Lee vs. Georgia State 10/27/12  
Opp.: Reggie Danage/Delonne Kelly (TD) at Villanova 10/2/99

### PAT Blocked By

JMU: D.J. Bryant at North Dakota State 12/3/11  
Opp.: vs. VMI 10/30/04

### Field Goal Try Blocked By

JMU: Taveion Cuffee at Old Dominion 10/29/11  
Opp.: Craig Wilkins at Old Dominion 10/29/11

### FG Try Blocked By For TD

JMU: Rodney McCarter/Trey Townsend (TD) vs. Villanova 9/28/02  
Opp.: Never

### Defensive PAT

JMU: Vidal Nelson vs. Towson 11/29/09  
Opp.: Never

### Fumble Return For TD


JMU: Arthur Moats (68) vs. Towson 11/21/09  
Opp.: Jamal Clay (67) at Maine 11/3/12

### Defensive Fumble Recovery For TD

JMU: Scott Baxter at Shippensburg 11/12/83  
Opp.: Jon Oosterhuis at New Hampshire 9/8/01

### Three Sacks













JMU: Brandon Lee (3.5) vs. Stony Brook 11/16/13  
Opp.: Eric Wright (3.0) vs. Richmond 10/12/13



D.D. Boxley



# OPPONENT COMPOSITE

	 Maryland	 Lehigh	 St. Francis (Pa.)	 Villanova	 Delaware	 Albany	 Towson	 Charlotte	 William and Mary	 Stony Brook	 Richmond	 Elon
<b>Aug. 30</b>	<b>JMU</b> James Madison 3:30 p.m.	Open Date	at Fordham 6 p.m.	Aug. 29 at Syracuse 7:30 p.m.	at Pittsburgh 12 p.m.	Holy Cross 6 p.m.	Central Connecticut State 6 p.m.	Aug. 28 at Campbell 7 p.m.	at Virginia Tech 4 p.m.	Aug. 28 Bryant 7 p.m.	Morehead State 6 p.m.	at Duke 6 p.m.
<b>Sept. 6</b>	at South Florida 3:30 p.m.	<b>JMU</b> James Madison 12:30 p.m.	Clarion 1 p.m.	Fordham 3:30 p.m.	Delaware State 6 p.m.	at Central Connecticut State 6 p.m.	at West Virginia 7:30 p.m.	Johnson C. Smith 12 p.m.	at Hampton 6 p.m.	at Connecticut 12 p.m.	at Virginia 3:30 p.m.	Open Date
<b>Sept. 13</b>	West Virginia 12 p.m.	at New Hampshire 3:30 p.m.	<b>JMU</b> at James Madison 4 p.m.	Open Date	Colgate 6 p.m.	Open Date	at Delaware State 2 p.m.	at North Carolina Central 5 p.m.	Norfolk State 7 p.m.	American International 6 p.m.	Hampton 6 p.m.	North Carolina A&T 6 p.m.
<b>Sept. 20</b>	at Syracuse TBA	at Yale 12 p.m.	at Youngstown State 7 p.m.	<b>JMU</b> James Madison 12:30 p.m.	Open Date	at Rhode Island 1 p.m.	North Carolina Central 6 p.m.	at Elon 7 p.m.	Lafayette 7 p.m.	at North Dakota 7 p.m.	New Hampshire 4 p.m.	Charlotte 7 p.m.
<b>Sept. 27</b>	at Indiana* TBA	Monmouth* 12:30 p.m.	Virginia of Lynchburg 4 p.m.	at Penn 3 p.m.	<b>JMU</b> at James Madison 4 p.m.	Columbia 6 p.m.	Maine 7 p.m.	Charleston Southern 12 p.m.	at Stony Brook 6 p.m.	William and Mary 6 p.m.	at Liberty 7 p.m.	at Coastal Carolina 7 p.m.
<b>Oct. 4</b>	Ohio State* TBA	Open Date	Open Date	at Maine 12:30 p.m.	Sacred Heart 3:30 p.m.	<b>JMU</b> James Madison 6 p.m.	Stony Brook 3 p.m.	at Gardner- Webb 1:30 p.m.	Open Date	at Towson 3:30 p.m.	at Albany 3:30 p.m.	New Hampshire 1:30 p.m.
<b>Oct. 11</b>	Open Date	Bucknell* 12:30 p.m.	at Wagner 12 p.m.	Rhode Island 1 p.m.	Elon 3:30 p.m.	Richmond 3:30 p.m.	<b>JMU</b> at James Madison 12:30 p.m.	at The Citadel 2 p.m.	at New Hampshire 3:30 p.m.	Maine 7 p.m.	Open Date	at Delaware 3:30 p.m.
<b>Oct. 18</b>	Iowa* 12 p.m.	at Cornell 3 p.m.	Bryant 12 p.m.	at William & Mary 3:30 p.m.	Towson 12:30 p.m.	at Maine 12:30 p.m.	at Delaware 12:30 p.m.	Open Date	Villanova 3:30 p.m.	at Elon 1:30 p.m.	Rhode Island 3:30 p.m.	Stony Brook 1:30 p.m.
<b>Oct. 25</b>	at Wisconsin* 12 p.m.	Fordham* 12:30 p.m.	at Sacred Heart 1 p.m.	Morgan State 3:30 p.m.	at William and Mary 12:30 p.m.	Colgate 3:30 p.m.	Open Date	<b>JMU</b> James Madison 12 p.m.	Delaware 12:30 p.m.	at New Hampshire 3 p.m.	at Elon 3 p.m.	Richmond 3 p.m.
<b>Nov. 1</b>	at Penn State* TBA	at Georgetown* 12 p.m.	Duquesne 1 p.m.	at Richmond 12:30 p.m.	Rhode Island 12 p.m.	at New Hampshire 6 p.m.	Elon 4 p.m.	Open Date	<b>JMU</b> at James Madison 3:30 p.m.	Open Date	Villanova 12:30 p.m.	at Towson 4 p.m.
<b>Nov. 8</b>	Open Date	at Holy Cross* 12:30 p.m.	Open Date	Towson 7 p.m.	at Albany 3:30 p.m.	Delaware 3:30 p.m.	at Villanova 7 p.m.	Coastal Carolina 12 p.m.	Elon 3:30 p.m.	<b>JMU</b> James Madison 1 p.m.	at Maine 12:30 p.m.	at William and Mary 3:30 p.m.
<b>Nov. 15</b>	Michigan State* 8 p.m.	Colgate 12:30 p.m.	at Robert Morris 12 p.m.	Albany 7 p.m.	at New Hampshire 1 p.m.	at Villanova 7 p.m.	William and Mary 3 p.m.	Wesley College 12 p.m.	at Towson 3 p.m.	Rhode Island 1 p.m.	<b>JMU</b> James Madison 12:30 p.m.	Maine 3 p.m.
<b>Nov. 22</b>	at Michigan* TBA	vs. Lafayette 3:30 p.m.	Central Connecticut State 12 p.m.	at Delaware 12 p.m.	Villanova 12 p.m.	Stony Brook 3:30 p.m.	at Rhode Island 12:30 p.m.	Morehead State 12 p.m.	Richmond 7:30 p.m.	at Albany 3:30 p.m.	at William and Mary 7:30 p.m.	<b>JMU</b> at James Madison 12 p.m.
<b>Nov. 29</b>	Rutgers* TBA	Open Date	Open Date	Open Date	Open Date	Open Date	Open Date	Open Date	Open Date	Open Date	Open Date	Open Date





Robert & Frances Blecker  
ATHLETIC PERFORMANCE CENTER

CAA  
FOOTBALL

JMU



# 2014 JMU Football



8.30  
AT MARYLAND  
3:30 P.M.



9.6  
AT LEHIGH  
12:30 P.M.



9.13  
SAINT FRANCIS  
4 P.M.  
(COMMUNITY DAY)



9.20  
AT VILLANOVA\*  
12:30 P.M.



9.27  
DELAWARE\*  
4 P.M.  
(HEROES DAY)



10.4  
AT ALBANY\*  
6 P.M.



10.11  
TOWSON\*  
12:30 P.M.  
(FAMILY WEEKEND)



10.25  
AT CHARLOTTE  
NOON



11.1  
WILLIAM AND MARY\*  
3:30 P.M.  
(HOMECOMING)



11.8  
AT STONY BROOK\*  
1 P.M.



11.15  
AT RICHMOND\*  
12:30 P.M.



11.22  
ELON\*  
NOON  
(CHAMPIONS WEEKEND)

HOME AWAY \* INDICATES CONFERENCE GAME